

ANGELINA-M

~30° medium beam

TECHNICAL SPECIFICATIONS:

Dimensions	Ø 82.0 mm
Height	31 mm
Fastening	socket
ROHS compliant	yes ⓘ

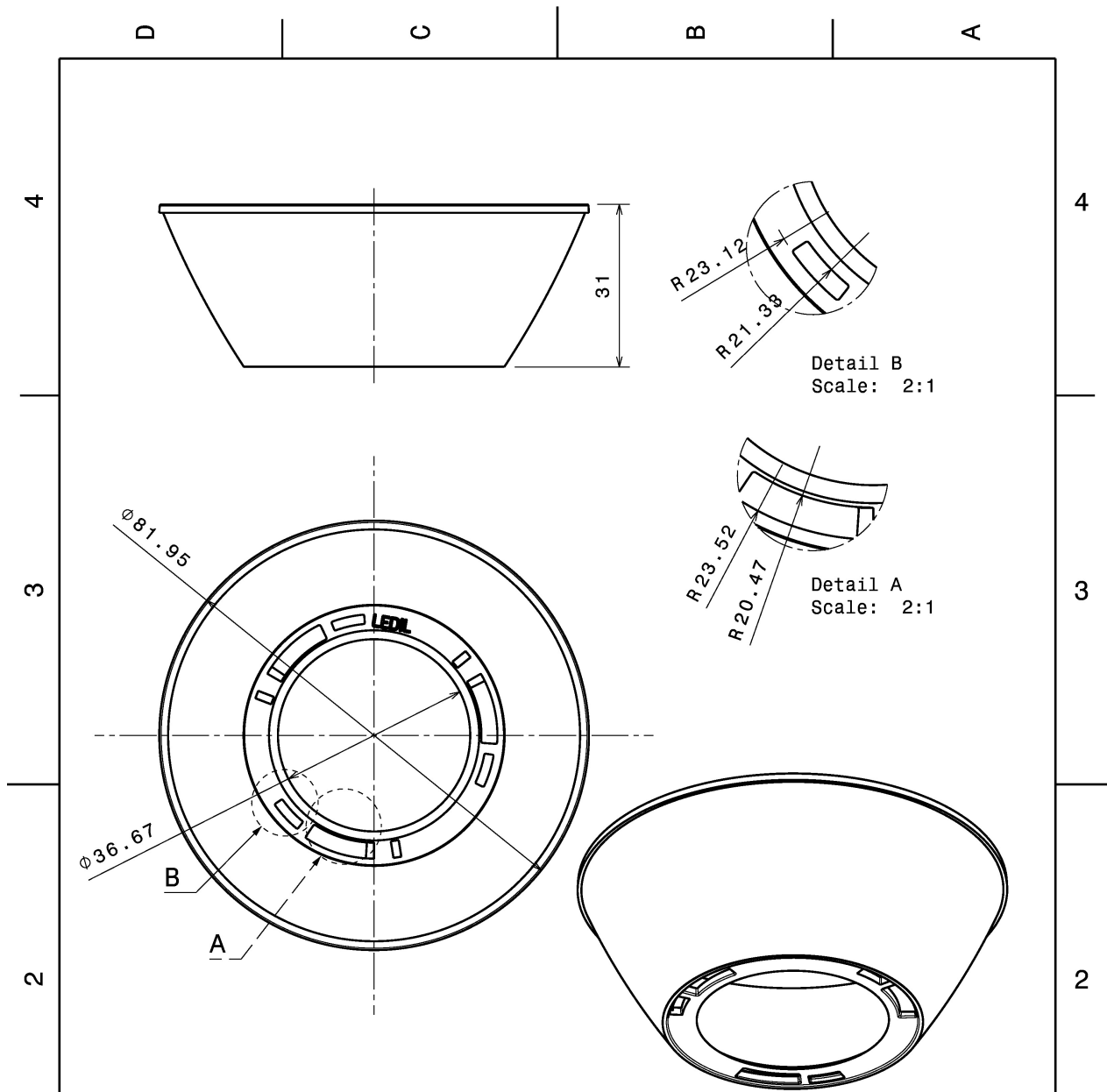
MATERIAL SPECIFICATIONS:

Component	Type	Material	Colour	Finish	Coating
ANGELINA-M	Reflector	PC	metal		HMDS



ORDERING INFORMATION:

Component	Qty in box	MOQ	MPQ	Box weight (kg)
F13401_ANGELINA-M » Box size: 480 x 280 x 300 mm	900	120	60	11.0



INDEX	PART NO	DESCRIPTION	MATERIAL	COLOUR
1		ANGELINA	PC	metal

Tolerances if not otherwise shown
According to DIN ISO 2768-1
Linear measures:
Up to 30mm class M, otherwise class C.
According to DIN ISO 2768-2
Form and position: class L



Ledil Oy
Salorankatu 10
FIN 24240 SALO
Finland

THIRD ANGLE PROJECTION:

DRAWING TITLE

ANGELINA series Reflector

This drawing is the property of LEDiL Oy. It may not be reproduced, copied or communicated without a written agreement with LEDiL Oy."

SIZE PART NUMBER

A4


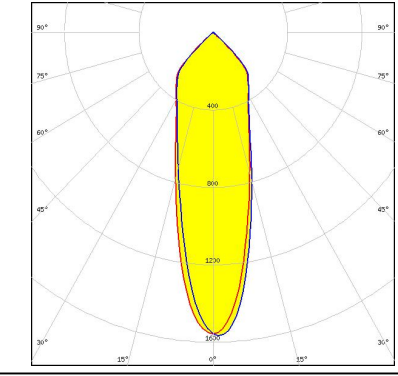

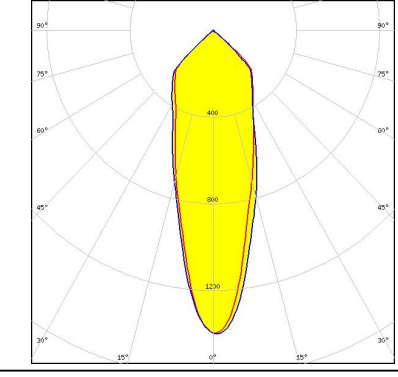

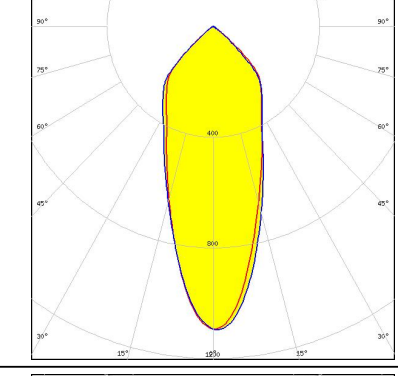

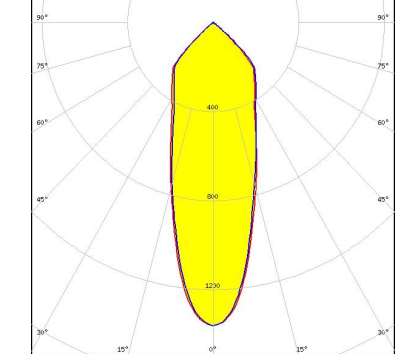
-

SCALE 1:1 WEIGHT



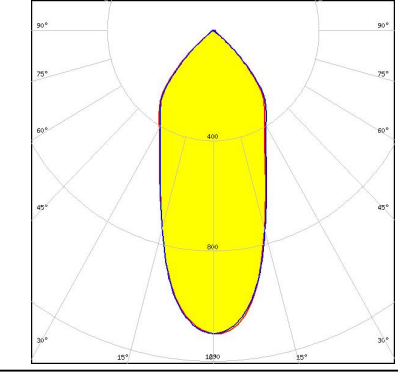

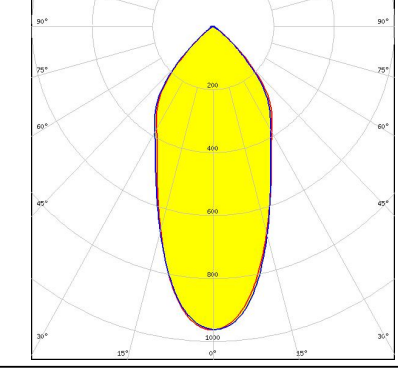

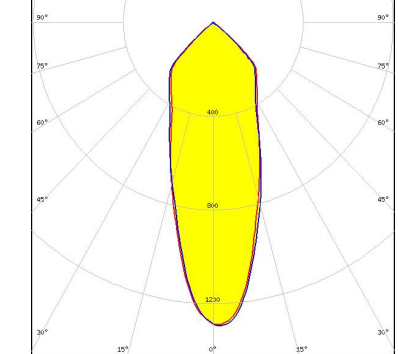
-

SHEET 1/1


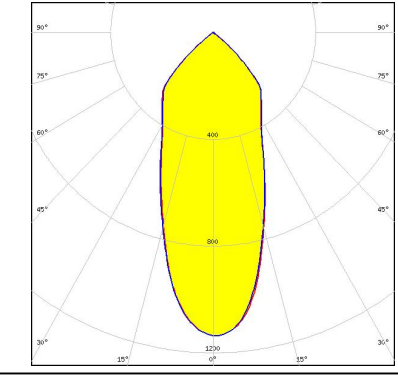

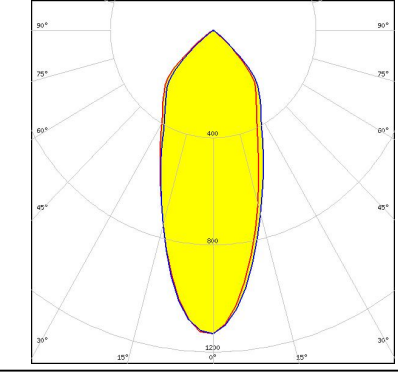

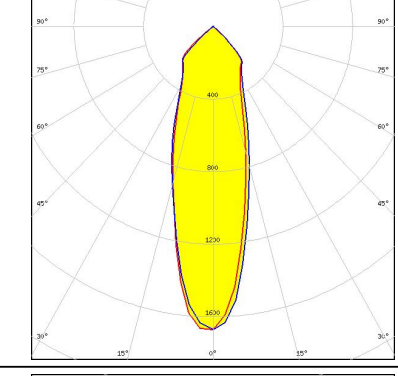

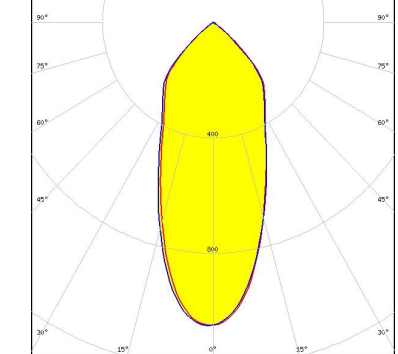
PHOTOMETRIC DATA (MEASURED):

<p>bridgelux.</p> <p>LED BXRA ES Rectangle</p> <p>FWHM 30.0°</p> <p>Efficiency 93 %</p> <p>Peak intensity 1.6 cd/lm</p> <p>LEDs/each optic 1</p> <p>Light colour White</p> <p>Required components: IDEAL: 50-2100BL + 50-2100AN</p>		
<p>bridgelux.</p> <p>LED V10 Gen7</p> <p>FWHM 30.0°</p> <p>Efficiency 92 %</p> <p>Peak intensity 1.4 cd/lm</p> <p>LEDs/each optic 1</p> <p>Light colour White</p> <p>Required components: C13658_CLAMP-VERO13-18 Bender Wirth: 434 Typ L1</p>		
<p>bridgelux.</p> <p>LED V10 Gen7</p> <p>FWHM 38.0°</p> <p>Efficiency 87 %</p> <p>Peak intensity 1.1 cd/lm</p> <p>LEDs/each optic 1</p> <p>Light colour White</p> <p>Required components: C13658_CLAMP-VERO13-18 F13671_ANGE-RZ-LENS Bender Wirth: 434 Typ L1</p>		
<p>bridgelux.</p> <p>LED V13 Gen7</p> <p>FWHM 34.0°</p> <p>Efficiency 92 %</p> <p>Peak intensity 1.4 cd/lm</p> <p>LEDs/each optic 1</p> <p>Light colour White</p> <p>Required components: TE: 2213254-2 + OPTIC CLIP Z50 TYPE1 2213194-1</p>		


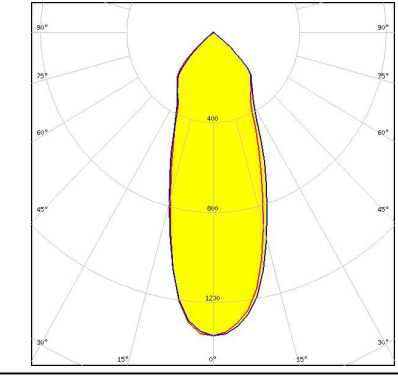

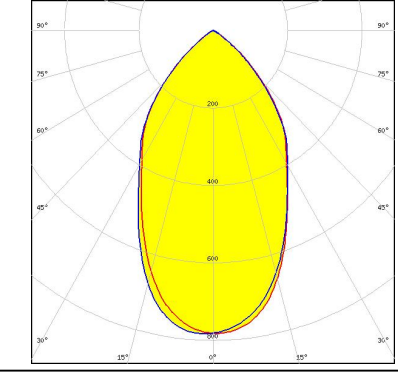

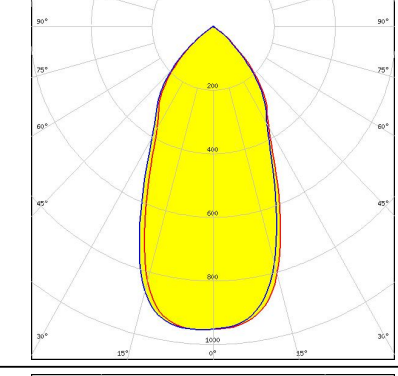

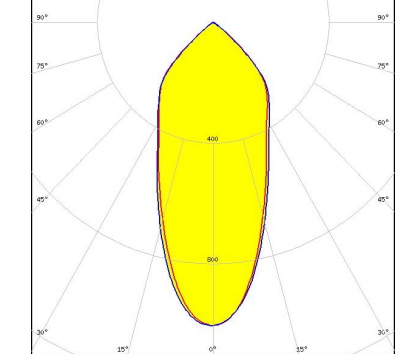
PHOTOMETRIC DATA (MEASURED):

<p>bridgelux.</p> <p>LED V15 Gen6 FWHM 37.0° Efficiency 92 % Peak intensity 1.4 cd/lm LEDs/each optic 1 Light colour White Required components: C13658_CLAMP-VERO13-18 Bender Wirth: 456 Typ L2</p>		
<p>bridgelux.</p> <p>LED V22 Gen6 FWHM 43.0° Efficiency 91 % Peak intensity 1.1 cd/lm LEDs/each optic 1 Light colour White Required components: IDEAL: 50-2204-CT + 50-2100AN</p>		
<p>bridgelux.</p> <p>LED V22 Gen6 FWHM 47.0° Efficiency 87 % Peak intensity 1 cd/lm LEDs/each optic 1 Light colour White Required components: F13671_ANGE-RZ-LENS IDEAL: 50-2204-CT + 50-2100AN</p>		
<p>bridgelux.</p> <p>LED Vero SE 13 FWHM 36.0° Efficiency 93 % Peak intensity 1.3 cd/lm LEDs/each optic 1 Light colour White Required components: C16402_CLAMP-VEROSE-13-18</p>		


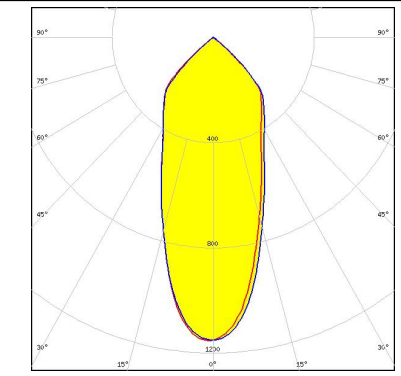

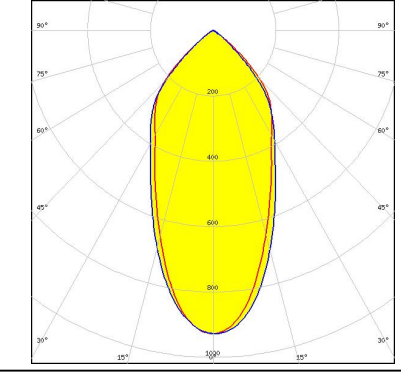

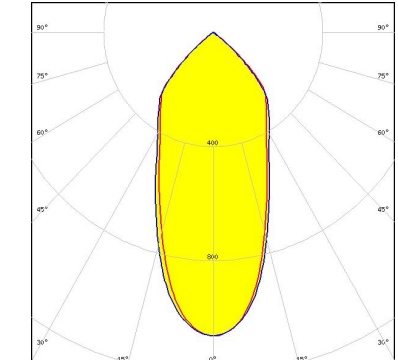

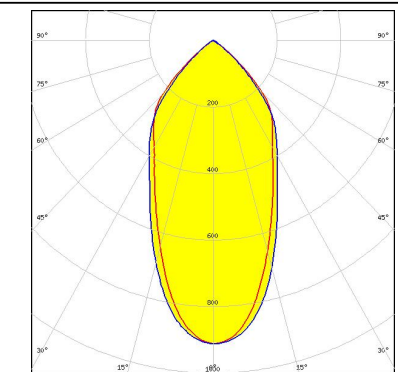
PHOTOMETRIC DATA (MEASURED):

<p>bridgelux.</p> <p>LED Vero SE 18</p> <p>FWHM 42.0°</p> <p>Efficiency 93 %</p> <p>Peak intensity 1.1 cd/lm</p> <p>LEDs/each optic 1</p> <p>Light colour White</p> <p>Required components: C16402_CLAMP-VEROSE-13-18</p>		
<p>bridgelux.</p> <p>LED VERO13</p> <p>FWHM 42.0°</p> <p>Efficiency 87 %</p> <p>Peak intensity 1.1 cd/lm</p> <p>LEDs/each optic 1</p> <p>Light colour White</p> <p>Required components: C13658_CLAMP-VERO13-18 F13671_ANGE-RZ-LENS</p>		
<p>bridgelux.</p> <p>LED VERO13</p> <p>FWHM 31.0°</p> <p>Efficiency 92 %</p> <p>Peak intensity 1.7 cd/lm</p> <p>LEDs/each optic 1</p> <p>Light colour White</p> <p>Required components: C13658_CLAMP-VERO13-18</p>		
<p>bridgelux.</p> <p>LED VERO18</p> <p>FWHM 43.0°</p> <p>Efficiency 89 %</p> <p>Peak intensity 1.1 cd/lm</p> <p>LEDs/each optic 1</p> <p>Light colour White</p> <p>Required components: C13658_CLAMP-VERO13-18 F13671_ANGE-RZ-LENS</p>		


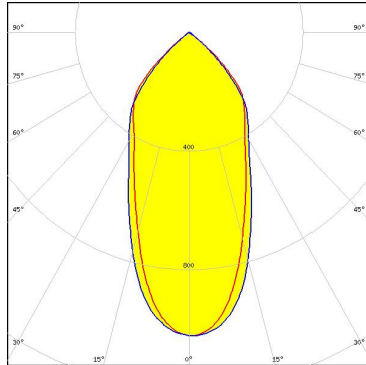

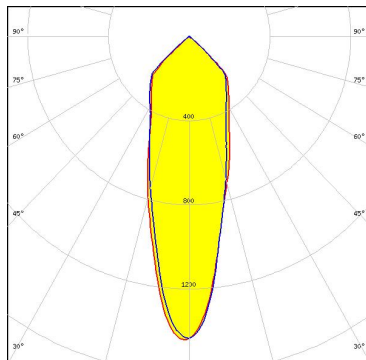

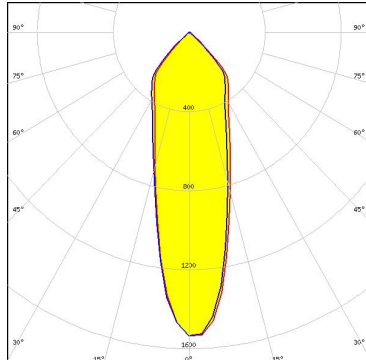

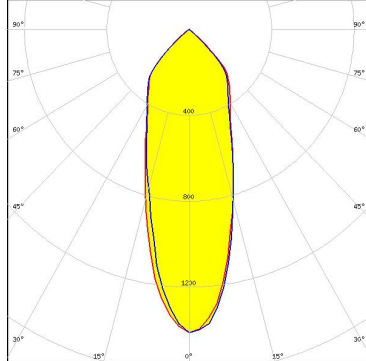
PHOTOMETRIC DATA (MEASURED):

<p>bridgelux.</p> <p>LED VERO18</p> <p>FWHM 38.0°</p> <p>Efficiency 92 %</p> <p>Peak intensity 1.4 cd/lm</p> <p>LEDs/each optic 1</p> <p>Light colour White</p> <p>Required components: C13658_CLAMP-VERO13-18</p>		
<p>bridgelux.</p> <p>LED VERO29</p> <p>FWHM 60.0°</p> <p>Efficiency 87 %</p> <p>Peak intensity 0.8 cd/lm</p> <p>LEDs/each optic 1</p> <p>Light colour White</p> <p>Required components: C13584_CLAMP-VERO29 F13671_ANGE-RZ-LENS</p>		
<p>bridgelux.</p> <p>LED VERO29</p> <p>FWHM 51.0°</p> <p>Efficiency 90 %</p> <p>Peak intensity 1 cd/lm</p> <p>LEDs/each optic 1</p> <p>Light colour White</p> <p>Required components: C13584_CLAMP-VERO29</p>		
<p>bridgelux.</p> <p>LED Vesta TW 15mm DP</p> <p>FWHM 45.0°</p> <p>Efficiency 89 %</p> <p>Peak intensity 1 cd/lm</p> <p>LEDs/each optic 1</p> <p>Light colour Tunable White</p> <p>Required components: C13658_CLAMP-VERO13-18 F13671_ANGE-RZ-LENS Bender Wirth: 482 Typ L2</p>		

PHOTOMETRIC DATA (MEASURED):

<p>bridgelux.</p> <p>LED Vesta TW 15mm DP</p> <p>FWHM 41.0°</p> <p>Efficiency 93 %</p> <p>Peak intensity 1.2 cd/lm</p> <p>LEDs/each optic 1</p> <p>Light colour Tunable White</p> <p>Required components: C13658_CLAMP-VERO13-18 Bender Wirth: 482 Typ L2</p>		
<p>bridgelux.</p> <p>LED Vesta TW 18mm (31W) DP</p> <p>FWHM 49.0°</p> <p>Efficiency 89 %</p> <p>Peak intensity 0.9 cd/lm</p> <p>LEDs/each optic 1</p> <p>Light colour Tunable White</p> <p>Required components: C13584_CLAMP-VERO29 F13671_ANGE-RZ-LENS Bender Wirth: 483 Typ L3</p>		
<p>bridgelux.</p> <p>LED Vesta TW 18mm (31W) DP</p> <p>FWHM 45.0°</p> <p>Efficiency 93 %</p> <p>Peak intensity 1.1 cd/lm</p> <p>LEDs/each optic 1</p> <p>Light colour Tunable White</p> <p>Required components: C13584_CLAMP-VERO29 Bender Wirth: 483 Typ L3</p>		
<p>bridgelux.</p> <p>LED Vesta TW 22mm DP</p> <p>FWHM 50.0°</p> <p>Efficiency 88 %</p> <p>Peak intensity 0.9 cd/lm</p> <p>LEDs/each optic 1</p> <p>Light colour Tunable White</p> <p>Required components: C13584_CLAMP-VERO29 F13671_ANGE-RZ-LENS Bender Wirth: 494 Typ L3</p>		

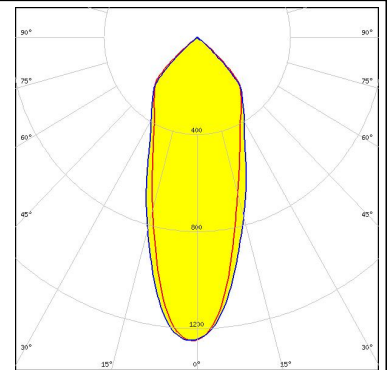

PHOTOMETRIC DATA (MEASURED):

<p>bridgelux.</p> <p>LED Vesta TW 22mm DP</p> <p>FWHM 47.0°</p> <p>Efficiency 93 %</p> <p>Peak intensity 1 cd/lm</p> <p>LEDs/each optic 1</p> <p>Light colour Tunable White</p> <p>Required components: C13584_CLAMP-VERO29 Bender Wirth: 494 Typ L3</p>		
<p>CITIZEN</p> <p>LED CLL02x/CLU02x (LES10)</p> <p>FWHM 31.0°</p> <p>Efficiency 92 %</p> <p>Peak intensity 1.4 cd/lm</p> <p>LEDs/each optic 1</p> <p>Light colour White</p> <p>Required components: C13658_CLAMP-VERO13-18 Bender Wirth: 434 Typ L1</p>		
<p>CITIZEN</p> <p>LED CLL03x/CLU03x</p> <p>FWHM 30.0°</p> <p>Efficiency 92 %</p> <p>Peak intensity 1.6 cd/lm</p> <p>LEDs/each optic 1</p> <p>Light colour White</p> <p>Required components: IDEAL: 50-2103CT + 50-2100AN</p>		
<p>CITIZEN</p> <p>LED CLL03x/CLU03x</p> <p>FWHM 35.0°</p> <p>Efficiency 94 %</p> <p>Peak intensity 1.4 cd/lm</p> <p>LEDs/each optic 1</p> <p>Light colour White</p> <p>Required components: TE: 2213254-2 + OPTIC CLIP Z50 TYPE1 2213194-1</p>		

PHOTOMETRIC DATA (MEASURED):

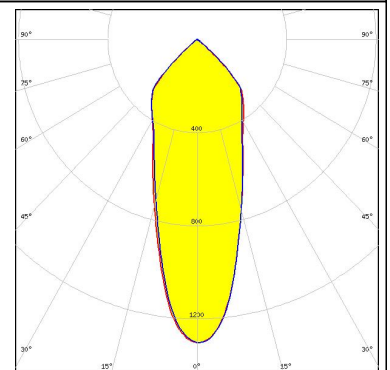

CITIZEN

LED CLL03x/CLU03x
 FWHM 37.0°
 Efficiency 91 %
 Peak intensity 1.3 cd/lm
 LEDs/each optic 1
 Light colour White
 Required components:
 C13658_CLAMP-VERO13-18
 Bender Wirth: 433 Typ L1



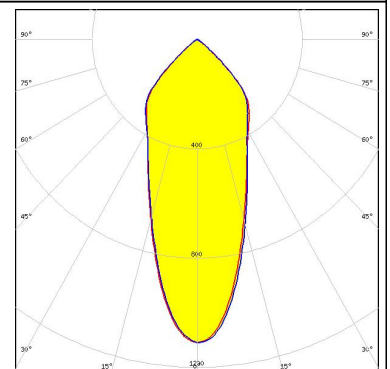

CITIZEN

LED CLL03x/CLU03x
 FWHM 36.0°
 Efficiency 94 %
 Peak intensity 1.3 cd/lm
 LEDs/each optic 1
 Light colour White
 Required components:
 C16791_CLAMP-Z45-A
 TE: 2325807-3



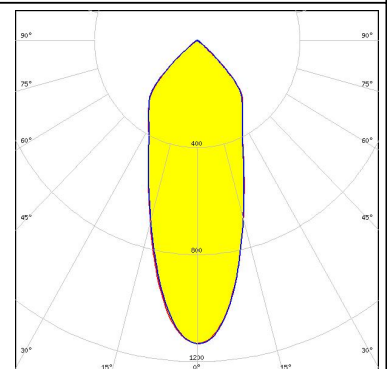

CITIZEN

LED CLL03x/CLU03x
 FWHM 39.0°
 Efficiency 90 %
 Peak intensity 1.1 cd/lm
 LEDs/each optic 1
 Light colour White
 Required components:
 C16791_CLAMP-Z45-A
 F13671_ANGE-RZ-LENS
 TE: 2325807-3



CITIZEN

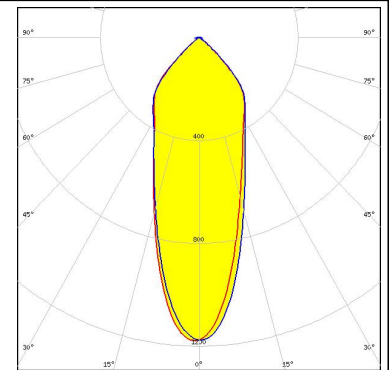

LED CLL03x/CLU03x
 FWHM 38.0°
 Efficiency 87 %
 Peak intensity 1.1 cd/lm
 LEDs/each optic 1
 Light colour White
 Required components:
 F13671_ANGE-RZ-LENS
 TE: 2213254-2 + OPTIC CLIP Z50 TYPE1 2213194-1



PHOTOMETRIC DATA (MEASURED):

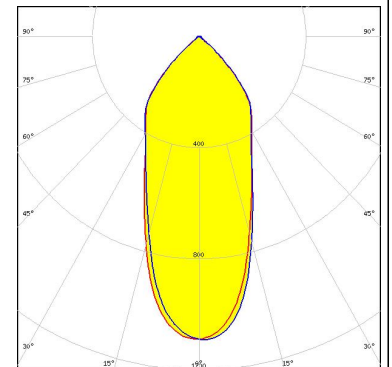

CITIZEN

LED CLL03x/CLU03x
 FWHM 36.0°
 Efficiency 87 %
 Peak intensity 1.2 cd/lm
 LEDs/each optic 1
 Light colour White
 Required components:
 F13671_ANGE-RZ-LENS
 IDEAL: 50-2103CT + 50-2100AN



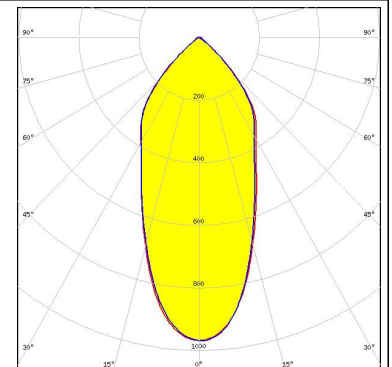

CITIZEN

LED CLL04x/CLU04x
 FWHM 43.0°
 Efficiency 91 %
 Peak intensity 1.1 cd/lm
 LEDs/each optic 1
 Light colour White
 Required components:
 IDEAL: 50-2204-CT + 50-2100AN



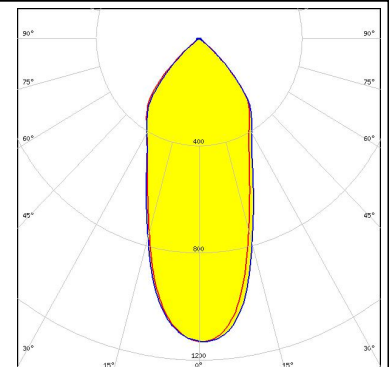

CITIZEN

LED CLL04x/CLU04x
 FWHM 46.0°
 Efficiency 87 %
 Peak intensity 1 cd/lm
 LEDs/each optic 1
 Light colour White
 Required components:
 F13671_ANGE-RZ-LENS
 IDEAL: 50-2204-CT + 50-2100AN



CITIZEN

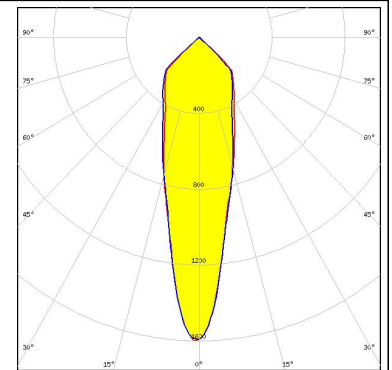
LED CLL04x/CLU04x
 FWHM 42.0°
 Efficiency 92 %
 Peak intensity 1.1 cd/lm
 LEDs/each optic 1
 Light colour White
 Required components:
 C13584_CLAMP-VERO29
 Bender Wirth: 431 Typ L3



PHOTOMETRIC DATA (MEASURED):

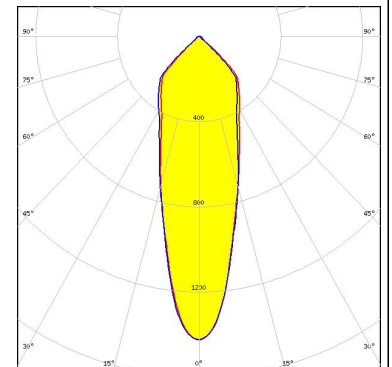

CITIZEN

LED CLU700/701/702
 FWHM 26.0°
 Efficiency 92 %
 Peak intensity 1.6 cd/lm
 LEDs/each optic 1
 Light colour White
 Required components:
 C13658_CLAMP-VERO13-18
 Bender Wirth: 434 Typ L1



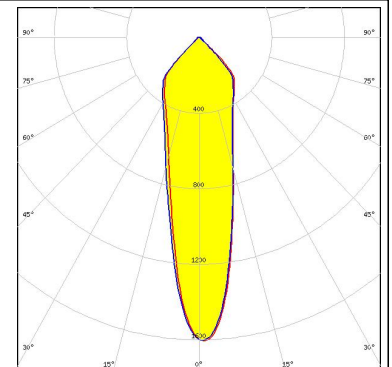

CITIZEN

LED CLU720/721
 FWHM 31.0°
 Efficiency 94 %
 Peak intensity 1.4 cd/lm
 LEDs/each optic 1
 Light colour White
 Required components:
 TE: 2213254-2 + OPTIC CLIP Z50 TYPE1 2213194-1



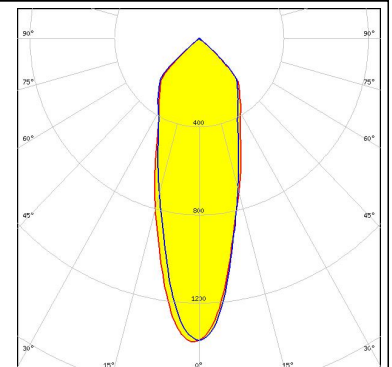

CITIZEN

LED CLU720/721
 FWHM 26.0°
 Efficiency 93 %
 Peak intensity 1.6 cd/lm
 LEDs/each optic 1
 Light colour White
 Required components:
 IDEAL: 50-2103CT + 50-2100AN



CITIZEN

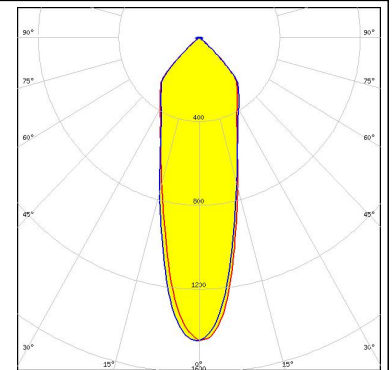

LED CLU720/721
 FWHM 33.0°
 Efficiency 91 %
 Peak intensity 1.4 cd/lm
 LEDs/each optic 1
 Light colour White
 Required components:
 C13658_CLAMP-VERO13-18



PHOTOMETRIC DATA (MEASURED):

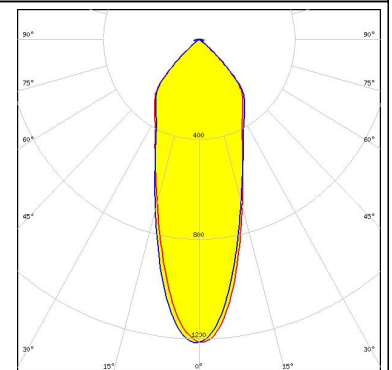

CITIZEN

LED CLU730/731
 FWHM 31.0°
 Efficiency 91 %
 Peak intensity 1.4 cd/lm
 LEDs/each optic 1
 Light colour White
 Required components:
 IDEAL: 50-2204-CT + 50-2100AN



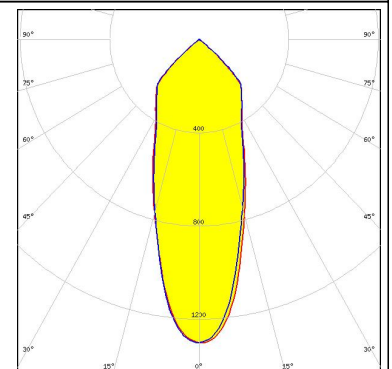

CITIZEN

LED CLU730/731
 FWHM 35.0°
 Efficiency 87 %
 Peak intensity 1.2 cd/lm
 LEDs/each optic 1
 Light colour White
 Required components:
 F13671_ANGE-RZ-LENS
 IDEAL: 50-2204-CT + 50-2100AN



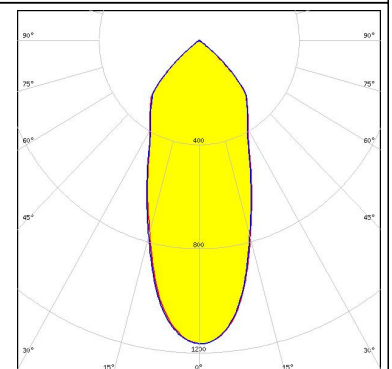

CREE

LED CMA1840
 FWHM 37.0°
 Efficiency 94 %
 Peak intensity 1.3 cd/lm
 LEDs/each optic 1
 Light colour White
 Required components:
 C14123_CLAMP-CXA15-18



CREE

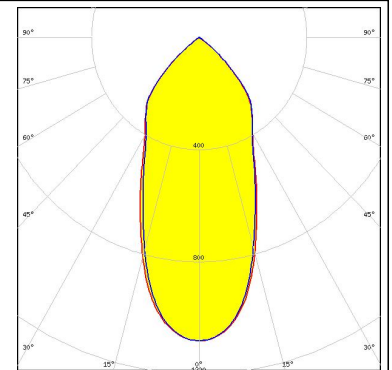
LED CMA2550
 FWHM 42.0°
 Efficiency 94 %
 Peak intensity 1.2 cd/lm
 LEDs/each optic 1
 Light colour White
 Required components:
 C14036_CLAMP_CXA25-30



PHOTOMETRIC DATA (MEASURED):

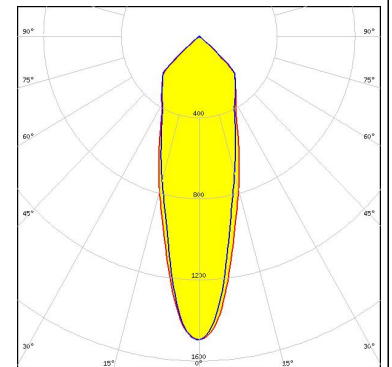

CREE 

LED CMA3090
 FWHM 46.0°
 Efficiency 94 %
 Peak intensity 1.1 cd/lm
 LEDs/each optic 1
 Light colour White
 Required components:
 C14036_CLAMP_CXA25-30



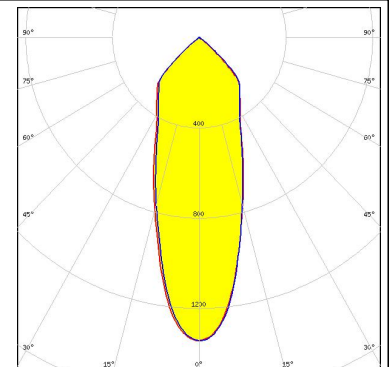

CREE 

LED CMT14xx
 FWHM 30.0°
 Efficiency 93 %
 Peak intensity 1.5 cd/lm
 LEDs/each optic 1
 Light colour White
 Required components:
 C13658_CLAMP-VERO13-18
 Bender Wirth: 434 Typ L1



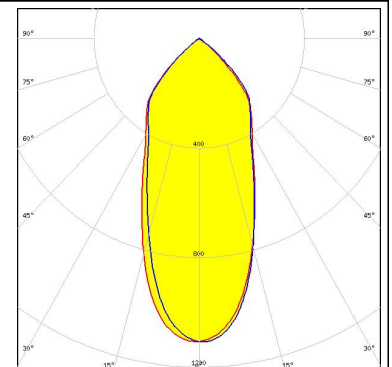

CREE 

LED CMT19xx
 FWHM 36.0°
 Efficiency 94 %
 Peak intensity 1.3 cd/lm
 LEDs/each optic 1
 Light colour White
 Required components:
 C13658_CLAMP-VERO13-18
 Bender Wirth: 477 Typ L1



CREE 

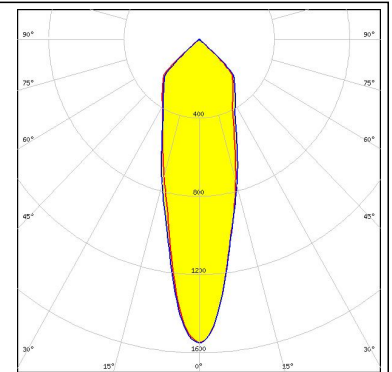

LED CMT28xx
 FWHM 44.0°
 Efficiency 94 %
 Peak intensity 1.1 cd/lm
 LEDs/each optic 1
 Light colour White
 Required components:
 C13584_CLAMP-VERO29
 Bender Wirth: 471 Typ L3



PHOTOMETRIC DATA (MEASURED):

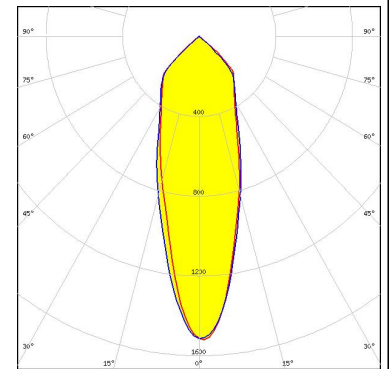

CREE 

LED CXA/B 15xx
 FWHM 28.0°
 Efficiency 92 %
 Peak intensity 1.5 cd/lm
 LEDs/each optic 1
 Light colour White
 Required components:
 C13658_CLAMP-VERO13-18
 Bender Wirth: 441 Typ L1



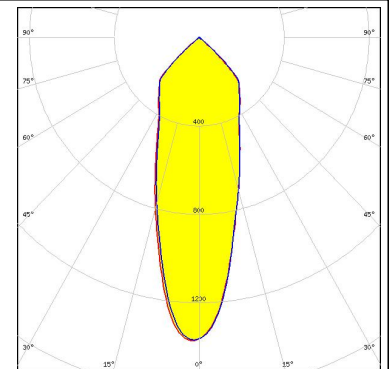

CREE 

LED CXA/B 15xx
 FWHM 33.0°
 Efficiency 94 %
 Peak intensity 1.5 cd/lm
 LEDs/each optic 1
 Light colour White
 Required components:
 C14123_CLAMP-CXA15-18



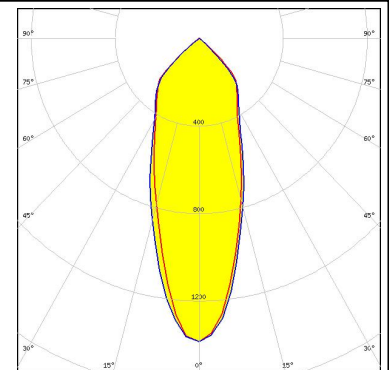

CREE 

LED CXA/B 1816 & CXA/B 1820 & CXA 1850
 FWHM 33.0°
 Efficiency 92 %
 Peak intensity 1.4 cd/lm
 LEDs/each optic 1
 Light colour White
 Required components:
 TE: 2213401-2 + OPTIC CLIP Z50 TYPE1 2213194-1



CREE 

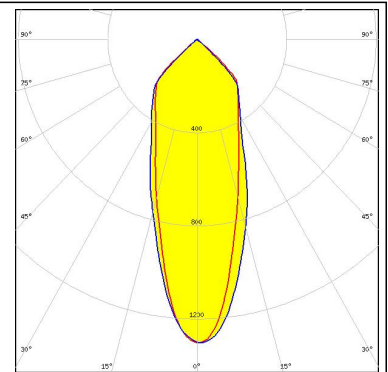

LED CXA/B 1816 & CXA/B 1820 & CXA 1850
 FWHM 37.0°
 Efficiency 94 %
 Peak intensity 1.4 cd/lm
 LEDs/each optic 1
 Light colour White
 Required components:
 C14123_CLAMP-CXA15-18



PHOTOMETRIC DATA (MEASURED):

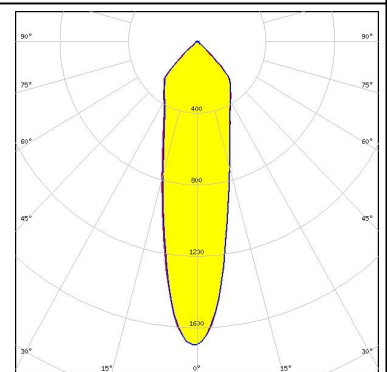

CREE 

LED CXA/B 1816 & CXA/B 1820 & CXA 1850
 FWHM 36.0°
 Efficiency 91 %
 Peak intensity 1.3 cd/lm
 LEDs/each optic 1
 Light colour White
 Required components:
 C13658_CLAMP-VERO13-18
 Bender Wirth: 437 Typ L1



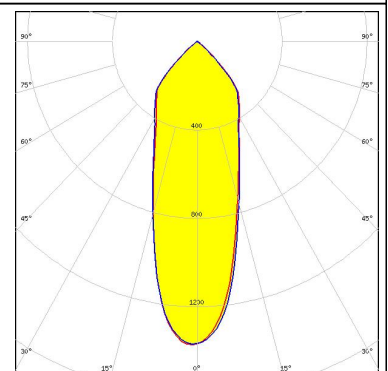

CREE 

LED CXA/B 1816 & CXA/B 1820 & CXA 1850
 FWHM 26.0°
 Efficiency 93 %
 Peak intensity 1.7 cd/lm
 LEDs/each optic 1
 Light colour White
 Required components:
 IDEAL: 50-2101CR + 50-2100AN



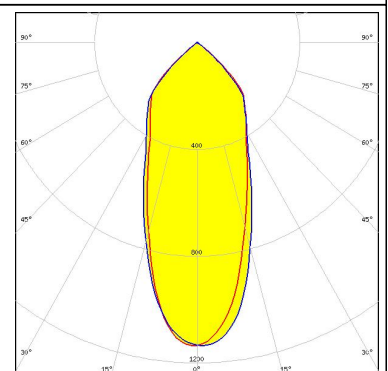

CREE 

LED CXA/B 25xx
 FWHM 34.0°
 Efficiency 93 %
 Peak intensity 1.4 cd/lm
 LEDs/each optic 1
 Light colour White
 Required components:
 IDEAL: 50-2102CR + 50-2100AN



CREE 

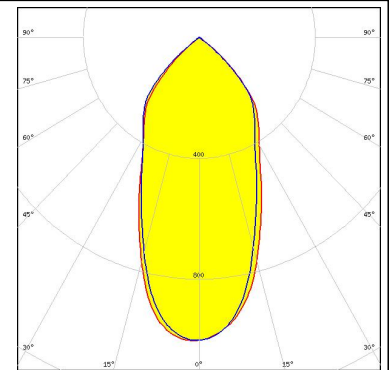
LED CXA/B 25xx
 FWHM 42.0°
 Efficiency 92 %
 Peak intensity 1.1 cd/lm
 LEDs/each optic 1
 Light colour White
 Required components:
 C14036_CLAMP_CXA25-30



PHOTOMETRIC DATA (MEASURED):

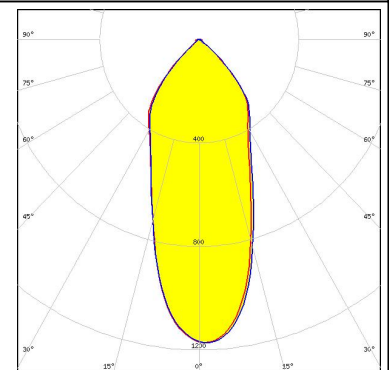

CREE

LED CXA/B 30xx
 FWHM 48.0°
 Efficiency 91 %
 Peak intensity 1 cd/lm
 LEDs/each optic 1
 Light colour White
 Required components:
 C14036_CLAMP_CXA25-30



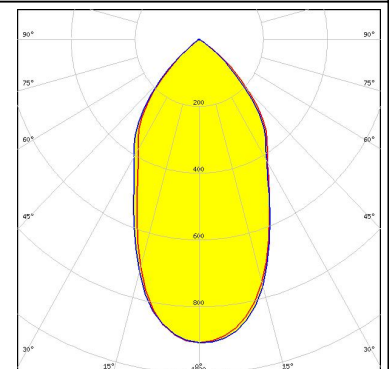

CREE

LED CXA/B 30xx
 FWHM 40.0°
 Efficiency 93 %
 Peak intensity 1.2 cd/lm
 LEDs/each optic 1
 Light colour White
 Required components:
 IDEAL: 50-2234C + 50-2100AN




CREE

LED CXA/B 3590
 FWHM 54.0°
 Efficiency 92 %
 Peak intensity 0.9 cd/lm
 LEDs/each optic 1
 Light colour White
 Required components:
 IDEAL: 50-2303CR + 50-2300AN



EVERLIGHT


LED CHI3030 19W
 FWHM 43.0°
 Efficiency 87 %
 Peak intensity 1 cd/lm
 LEDs/each optic 1
 Light colour White
 Required components:
 C13584_CLAMP-VERO29
 F13671_ANGE-RZ-LENS
 Bender Wirth: 468 Typ L3



PHOTOMETRIC DATA (MEASURED):

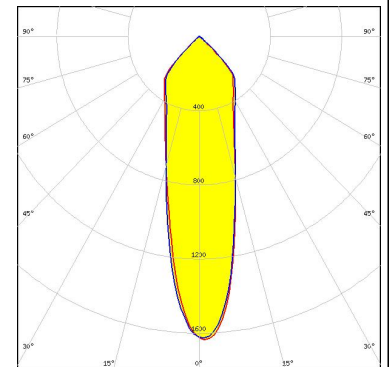

EVERLIGHT

LED CHI3030 29W
 FWHM 52.0°
 Efficiency 87 %
 Peak intensity 1 cd/lm
 LEDs/each optic 1
 Light colour White
 Required components:
 C13584_CLAMP-VERO29
 F13671_ANGE-RZ-LENS
 Bender Wirth: 468 Typ L3



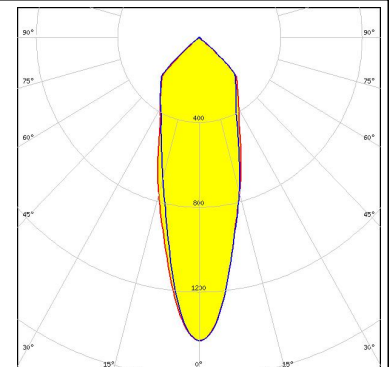

LG Innotek

LED COB 10W/13W/17W/24W
 FWHM 28.0°
 Efficiency 92 %
 Peak intensity 1.6 cd/lm
 LEDs/each optic 1
 Light colour White
 Required components:
 IDEAL: 50-2100LG + 50-2100AN



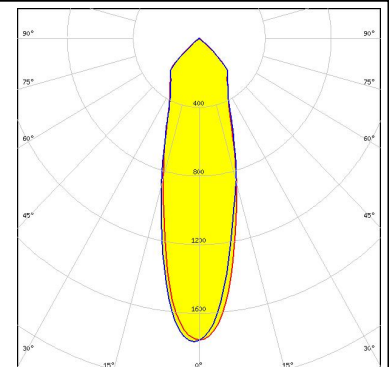

LUMILEDS

LED LUXEON CoB 1202/1203
 FWHM 32.0°
 Efficiency 92 %
 Peak intensity 1.4 cd/lm
 LEDs/each optic 1
 Light colour White
 Required components:
 C13658_CLAMP-VERO13-18
 Bender Wirth: 438 Typ L1


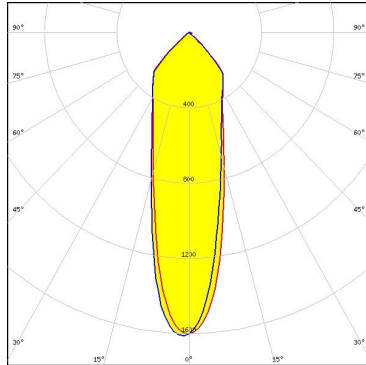

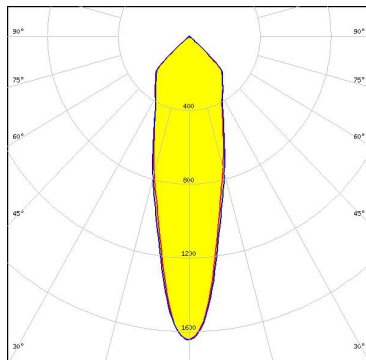

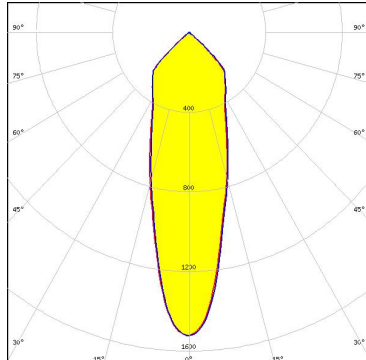

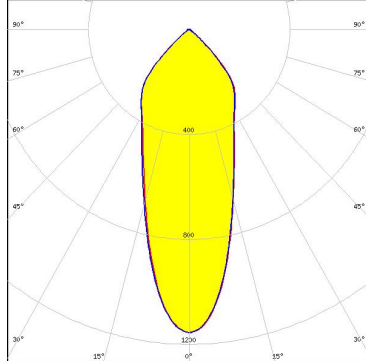


LUMILEDS

LED LUXEON CoB 1204/1205
 FWHM 30.0°
 Efficiency 94 %
 Peak intensity 1.8 cd/lm
 LEDs/each optic 1
 Light colour White
 Required components:
 TE: 2213130-2 + OPTIC CLIP Z50 TYPE1 2213194-1



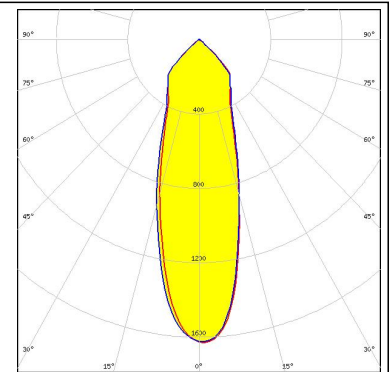

PHOTOMETRIC DATA (MEASURED):

<p>LUMILEDS</p> <p>LED LUXEON CoB 1204/1205</p> <p>FWHM 28.0°</p> <p>Efficiency 92 %</p> <p>Peak intensity 1.6 cd/lm</p> <p>LEDs/each optic 1</p> <p>Light colour White</p> <p>Required components: IDEAL: 50-2100SH + 50-2100AN</p>		
<p>LUMILEDS</p> <p>LED LUXEON CoB 1204HD</p> <p>FWHM 27.0°</p> <p>Efficiency 93 %</p> <p>Peak intensity 1.7 cd/lm</p> <p>LEDs/each optic 1</p> <p>Light colour White</p> <p>Required components: TE: 2213382-2 + OPTIC CLIP Z50 TYPE1 2213194-1</p>		
<p>LUMILEDS</p> <p>LED LUXEON CoB 1205HD</p> <p>FWHM 30.0°</p> <p>Efficiency 93 %</p> <p>Peak intensity 1.5 cd/lm</p> <p>LEDs/each optic 1</p> <p>Light colour White</p> <p>Required components: TE: 2213382-2 + OPTIC CLIP Z50 TYPE1 2213194-1</p>		
<p>LUMILEDS</p> <p>LED LUXEON CoB 1208</p> <p>FWHM 36.0°</p> <p>Efficiency 86 %</p> <p>Peak intensity 1.2 cd/lm</p> <p>LEDs/each optic 1</p> <p>Light colour White</p> <p>Required components: F13671_ANGE-RZ-LENS IDEAL: 50-2100SH + 50-2100AN</p>		

PHOTOMETRIC DATA (MEASURED):

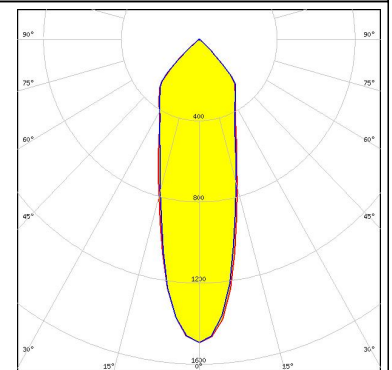

LUMILEDS

LED LUXEON CoB 1208
 FWHM 32.0°
 Efficiency 93 %
 Peak intensity 1.6 cd/lm
 LEDs/each optic 1
 Light colour White
 Required components:
 TE: 2213130-2 + OPTIC CLIP Z50 TYPE1 2213194-1



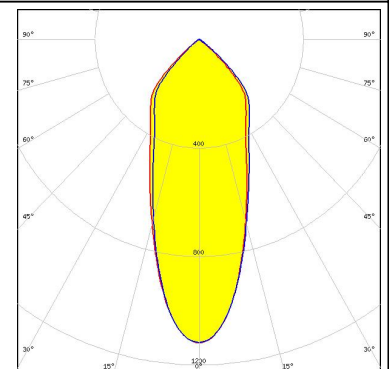

LUMILEDS

LED LUXEON CoB 1208
 FWHM 31.0°
 Efficiency 93 %
 Peak intensity 1.5 cd/lm
 LEDs/each optic 1
 Light colour White
 Required components:
 IDEAL: 50-2100SH + 50-2100AN



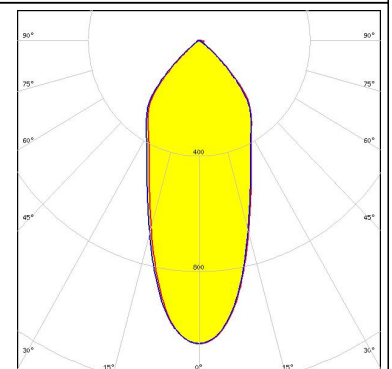

LUMILEDS

LED LUXEON CoB 1208
 FWHM 39.0°
 Efficiency 87 %
 Peak intensity 1.1 cd/lm
 LEDs/each optic 1
 Light colour White
 Required components:
 F13671_ANGE-RZ-LENS
 TE: 2213130-2 + OPTIC CLIP Z50 TYPE1 2213194-1


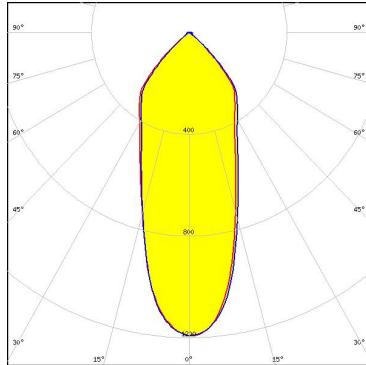

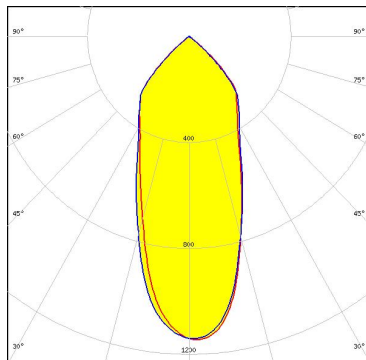

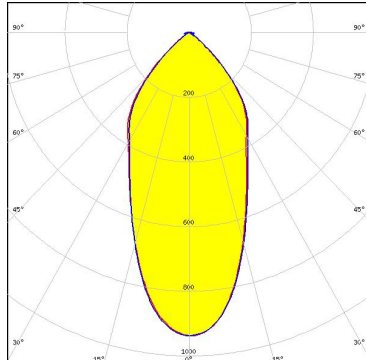

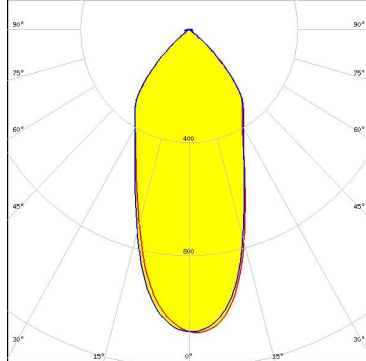


LUMILEDS


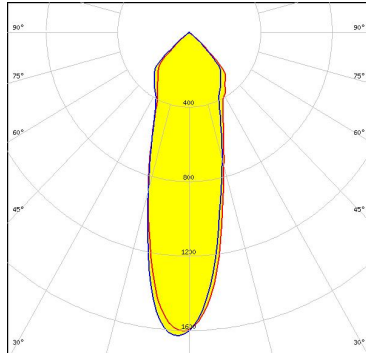

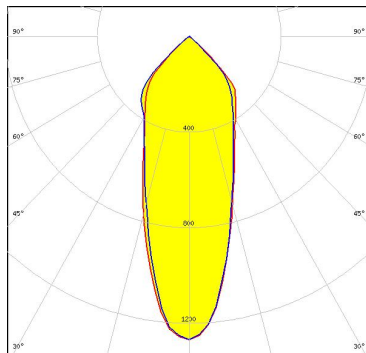

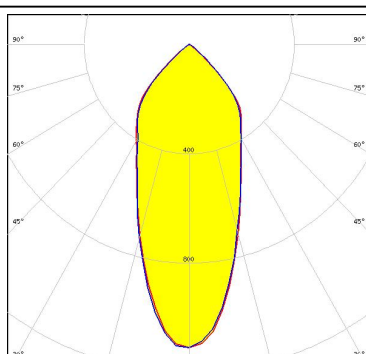

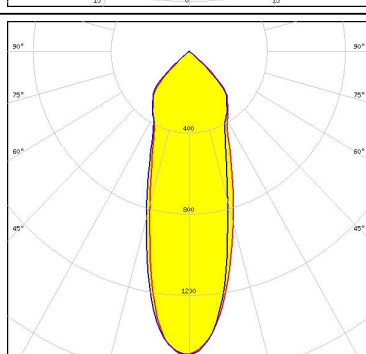
LED LUXEON CoB 1211
 FWHM 41.0°
 Efficiency 87 %
 Peak intensity 1.1 cd/lm
 LEDs/each optic 1
 Light colour White
 Required components:
 F13671_ANGE-RZ-LENS
 IDEAL: 50-2204-CT + 50-2100AN



PHOTOMETRIC DATA (MEASURED):

<p>LUMILEDS</p> <p>LED LUXEON CoB 1211</p> <p>FWHM 39.0°</p> <p>Efficiency 91 %</p> <p>Peak intensity 1.2 cd/lm</p> <p>LEDs/each optic 1</p> <p>Light colour White</p> <p>Required components: IDEAL: 50-2204-CT + 50-2100AN</p>		
<p>LUMILEDS</p> <p>LED LUXEON CoB 1211</p> <p>FWHM 42.0°</p> <p>Efficiency 92 %</p> <p>Peak intensity 1.1 cd/lm</p> <p>LEDs/each optic 1</p> <p>Light colour White</p> <p>Required components: C13584_CLAMP-VERO29 Bender Wirth: 431 Typ L3</p>		
<p>LUMILEDS</p> <p>LED LUXEON CoB 1216/1812</p> <p>FWHM 48.0°</p> <p>Efficiency 87 %</p> <p>Peak intensity 0.9 cd/lm</p> <p>LEDs/each optic 1</p> <p>Light colour White</p> <p>Required components: F13671_ANGE-RZ-LENS IDEAL: 50-2204-CT + 50-2100AN</p>		
<p>LUMILEDS</p> <p>LED LUXEON CoB 1216/1812</p> <p>FWHM 44.0°</p> <p>Efficiency 91 %</p> <p>Peak intensity 1.1 cd/lm</p> <p>LEDs/each optic 1</p> <p>Light colour White</p> <p>Required components: IDEAL: 50-2204-CT + 50-2100AN</p>		

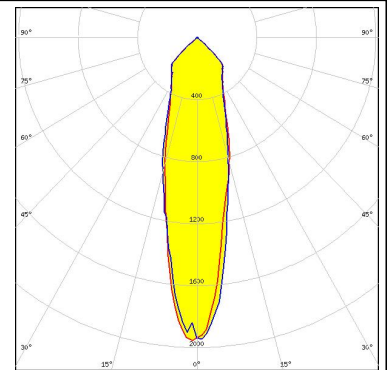
PHOTOMETRIC DATA (MEASURED):

<p>LUMILEDS</p> <p>LED LUXEON K12 FWHM 29.0° Efficiency 94 % Peak intensity 1.6 cd/lm LEDs/each optic 1 Light colour White Required components: TE: 2213134-2 + OPTIC CLIP Z50 TYPE1 2213194-1</p>		
<p>LUMILEDS</p> <p>LED LUXEON K12 FWHM 37.0° Efficiency 89 % Peak intensity 1.3 cd/lm LEDs/each optic 1 Light colour White Required components: F13671_ANGE-RZ-LENS TE: 2213134-2 + OPTIC CLIP Z50 TYPE1 2213194-1</p>		
<p>LUMILEDS</p> <p>LED LUXEON K16 FWHM 43.0° Efficiency 89 % Peak intensity 1.1 cd/lm LEDs/each optic 1 Light colour White Required components: F13671_ANGE-RZ-LENS TE: 2213134-2 + OPTIC CLIP Z50 TYPE1 2213194-1</p>		
<p>LUMILEDS</p> <p>LED LUXEON K16 FWHM 32.0° Efficiency 94 % Peak intensity 1.5 cd/lm LEDs/each optic 1 Light colour White Required components: TE: 2213134-2 + OPTIC CLIP Z50 TYPE1 2213194-1</p>		

PHOTOMETRIC DATA (MEASURED):

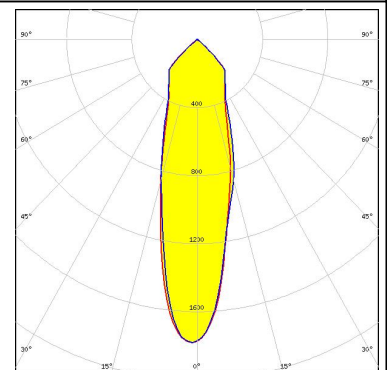

LUMILEDS

LED LUXEON S2000
 FWHM 25.0°
 Efficiency 92 %
 Peak intensity 2 cd/lm
 LEDs/each optic 1
 Light colour White
 Required components:
 C13395_CLAMP-S2000



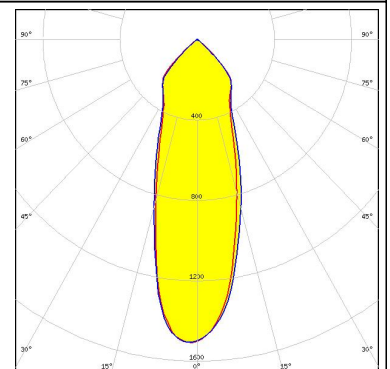

LUMILEDS

LED LUXEON S3000
 FWHM 28.0°
 Efficiency 92 %
 Peak intensity 1.8 cd/lm
 LEDs/each optic 1
 Light colour White
 Required components:
 C13397_CLAMP-S3000



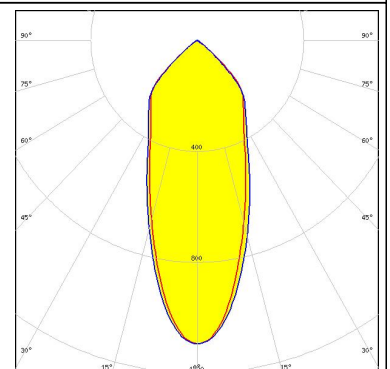

LUMILEDS

LED LUXEON S5000
 FWHM 33.0°
 Efficiency 92 %
 Peak intensity 1.5 cd/lm
 LEDs/each optic 1
 Light colour White
 Required components:
 C13399_CLAMP-S5000


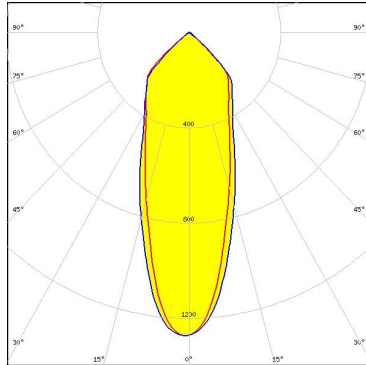

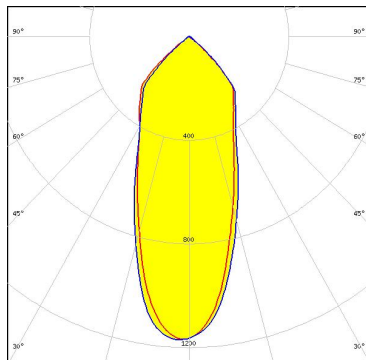

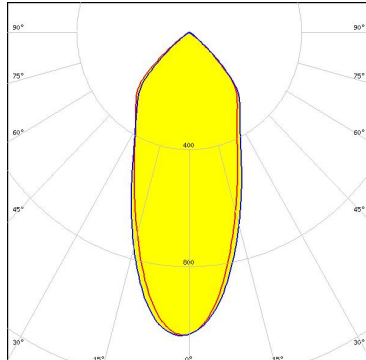

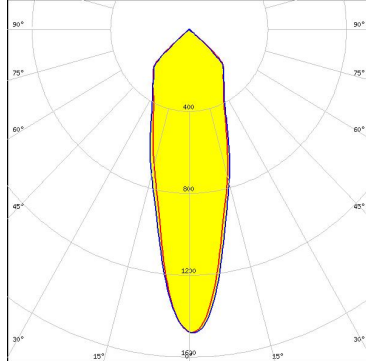


LUMINUS


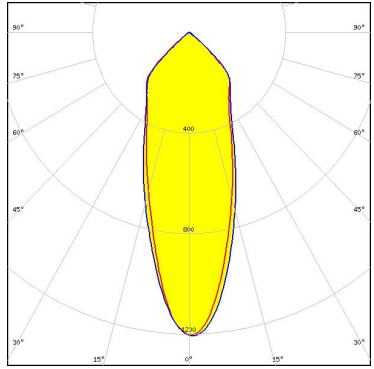

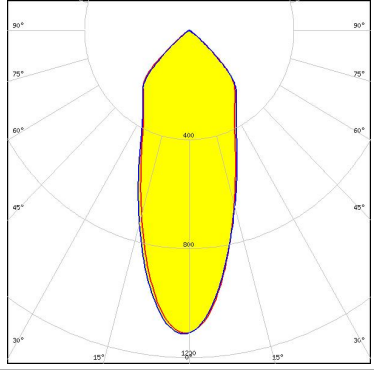

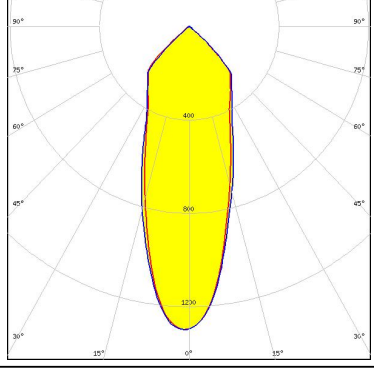

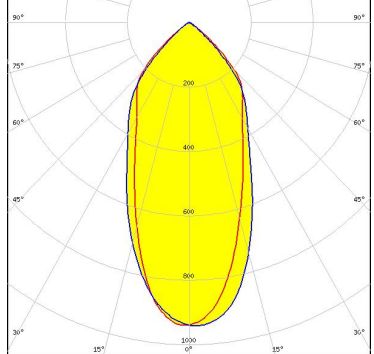
LED CDM-14 (Dim-To-Warm)
 FWHM 40.0°
 Efficiency 88 %
 Peak intensity 1.1 cd/lm
 LEDs/each optic 1
 Light colour White
 Required components:
 C13658_CLAMP-VERO13-18
 F13671_ANGE-RZ-LENS
 Bender Wirth: 491 Typ L2




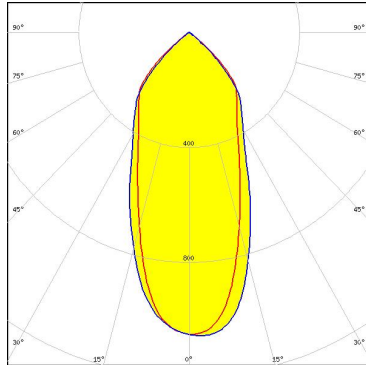

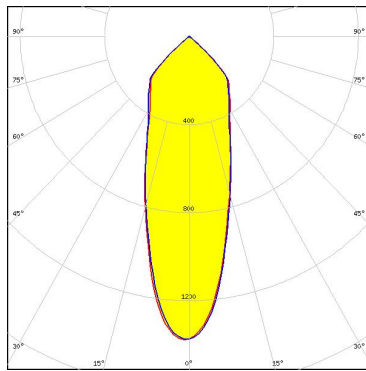

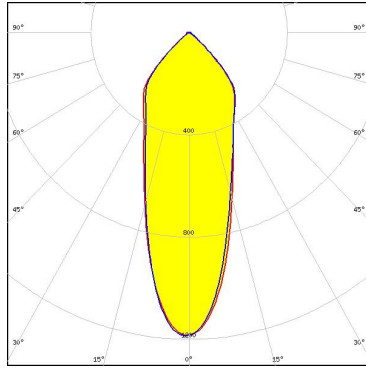

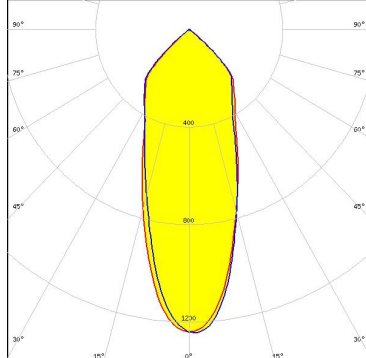
PHOTOMETRIC DATA (MEASURED):

<p>LUMINUS</p> <p>LED CDM-14 (Dim-To-Warm) FWHM 36.0° Efficiency 92 % Peak intensity 1.3 cd/lm LEDs/each optic 1 Light colour White</p> <p>Required components: C13658_CLAMP-VERO13-18 Bender Wirth: 491 Typ L2</p>		
<p>LUMINUS</p> <p>LED CDM-18 (Dim-To-Warm) FWHM 40.0° Efficiency 93 % Peak intensity 1.2 cd/lm LEDs/each optic 1 Light colour White</p> <p>Required components: C13658_CLAMP-VERO13-18 Bender Wirth: 491 Typ L2</p>		
<p>LUMINUS</p> <p>LED CDM-18 (Dim-To-Warm) FWHM 43.0° Efficiency 89 % Peak intensity 1 cd/lm LEDs/each optic 1 Light colour White</p> <p>Required components: C13658_CLAMP-VERO13-18 F13671_ANGE-RZ-LENS Bender Wirth: 491 Typ L2</p>		
<p>LUMINUS</p> <p>LED CDM-9 (Dim-To-Warm) FWHM 30.0° Efficiency 91 % Peak intensity 1.5 cd/lm LEDs/each optic 1 Light colour White</p> <p>Required components: C13658_CLAMP-VERO13-18 Bender Wirth: 490 Typ L1</p>		


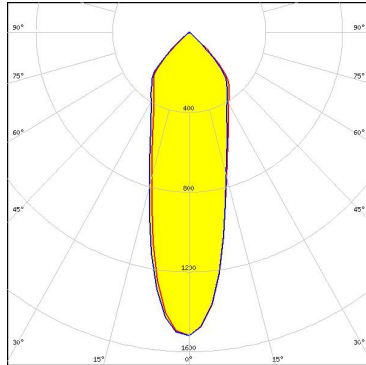

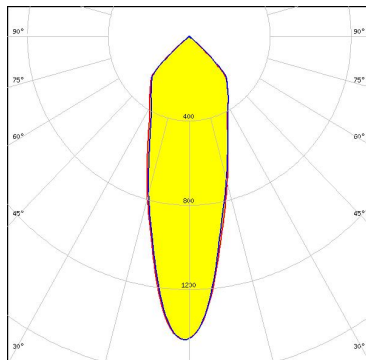

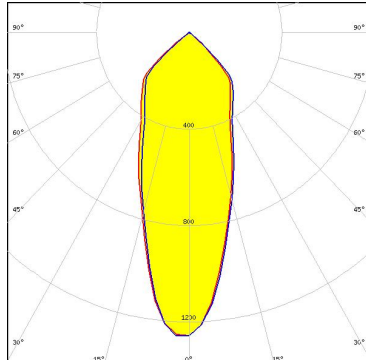

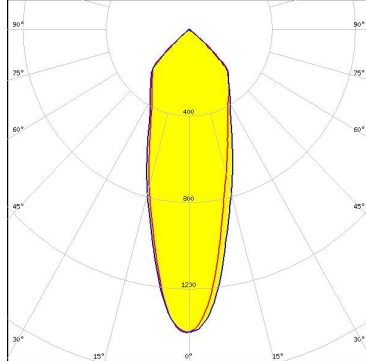
PHOTOMETRIC DATA (MEASURED):

<p>LUMINUS</p> <p>LED CDM-9 (Dim-To-Warm) FWHM 36.0° Efficiency 87 % Peak intensity 1.2 cd/lm LEDs/each optic 1 Light colour White</p> <p>Required components: C13658_CLAMP-VERO13-18 F13671_ANGE-RZ-LENS Bender Wirth: 490 Typ L1</p>		
<p>LUMINUS</p> <p>LED CTM-14 (Tunable White) FWHM 39.0° Efficiency 86 % Peak intensity 1.1 cd/lm LEDs/each optic 1 Light colour White</p> <p>Required components: C13584_CLAMP-VERO29 F13671_ANGE-RZ-LENS Bender Wirth: 442 Typ L3</p>		
<p>LUMINUS</p> <p>LED CTM-14 (Tunable White) FWHM 35.0° Efficiency 91 % Peak intensity 1.3 cd/lm LEDs/each optic 1 Light colour White</p> <p>Required components: C13584_CLAMP-VERO29 Bender Wirth: 442 Typ L3</p>		
<p>LUMINUS</p> <p>LED CTM-22 (Tunable White) FWHM 47.0° Efficiency 86 % Peak intensity 0.9 cd/lm LEDs/each optic 1 Light colour White</p> <p>Required components: C13584_CLAMP-VERO29 F13671_ANGE-RZ-LENS Bender Wirth: 494 Typ L3</p>		


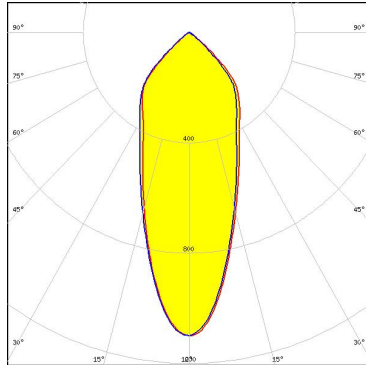

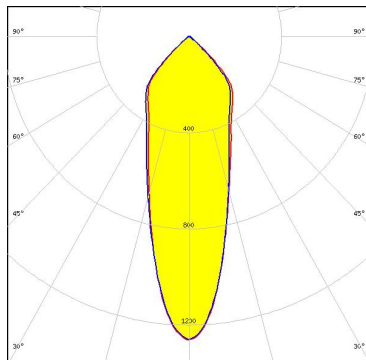

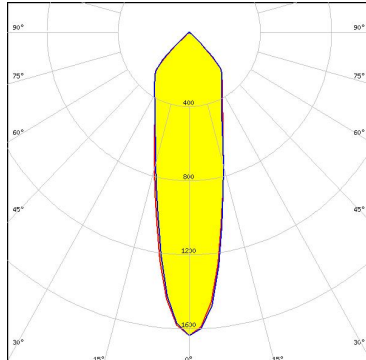

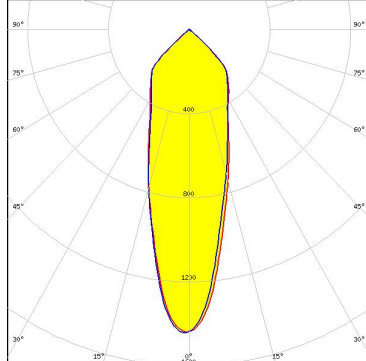
PHOTOMETRIC DATA (MEASURED):

<p>LUMINUS</p> <p>LED CTM-22 (Tunable White) FWHM 44.0° Efficiency 90 % Peak intensity 1.1 cd/lm LEDs/each optic 1 Light colour White</p> <p>Required components: C13584_CLAMP-VERO29 Bender Wirth: 494 Typ L3</p>		
<p>LUMINUS</p> <p>LED CxM-14 (19x19) FWHM 34.0° Efficiency 93 % Peak intensity 1.4 cd/lm LEDs/each optic 1 Light colour White</p> <p>Required components: TE: 2213254-2 + OPTIC CLIP Z50 TYPE1 2213194-1</p>		
<p>NICHIA</p> <p>LED COB J-Type FWHM 36.0° Efficiency 87 % Peak intensity 1.2 cd/lm LEDs/each optic 1 Light colour White</p> <p>Required components: F13671_ANGE-RZ-LENS IDEAL: 50-2103NC + 50-2100AN</p>		
<p>NICHIA</p> <p>LED COB J-Type FWHM 38.0° Efficiency 92 % Peak intensity 1.2 cd/lm LEDs/each optic 1 Light colour White</p> <p>Required components: C13658_CLAMP-VERO13-18 Bender Wirth: 463 Typ L2</p>		

PHOTOMETRIC DATA (MEASURED):

<p>NICHIA</p> <p>LED COB J-Type FWHM 31.0° Efficiency 94 % Peak intensity 1.5 cd/lm LEDs/each optic 1 Light colour White Required components: IDEAL: 50-2103NC + 50-2100AN</p>		
<p>NICHIA</p> <p>LED COB L-Type (LES 11) FWHM 32.0° Efficiency 91 % Peak intensity 1.4 cd/lm LEDs/each optic 1 Light colour White Required components: TE: 2213382-2 + OPTIC CLIP Z50 TYPE1 2213194-1</p>		
<p>NICHIA</p> <p>LED COB L-Type (LES 11) FWHM 37.0° Efficiency 94 % Peak intensity 1.3 cd/lm LEDs/each optic 1 Light colour White Required components: Molex: 180580-0005</p>		
<p>NICHIA</p> <p>LED COB L-Type (LES 11) FWHM 32.0° Efficiency 92 % Peak intensity 1.4 cd/lm LEDs/each optic 1 Light colour White Required components: C13658_CLAMP-VERO13-18 Bender Wirth: 438 Typ L1</p>		

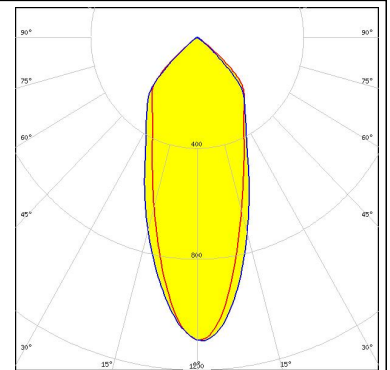

PHOTOMETRIC DATA (MEASURED):

<p>NICHIA</p> <p>LED COB L-Type (LES 11) FWHM 39.0° Efficiency 86 % Peak intensity 1.1 cd/lm LEDs/each optic 1 Light colour White Required components: F13671_ANGE-RZ-LENS TE: 2213382-2 + OPTIC CLIP Z50 TYPE1 2213194-1</p>		
<p>NICHIA</p> <p>LED COB L-Type (LES 11) FWHM 32.0° Efficiency 86 % Peak intensity 1.3 cd/lm LEDs/each optic 1 Light colour White Required components: F13671_ANGE-RZ-LENS IDEAL: 50-2100NC + 50-2100AN</p>		
<p>NICHIA</p> <p>LED COB L-Type (LES 11) FWHM 27.0° Efficiency 91 % Peak intensity 1.6 cd/lm LEDs/each optic 1 Light colour White Required components: IDEAL: 50-2100NC + 50-2100AN</p>		
<p>NICHIA</p> <p>LED COB L-Type (LES 11) FWHM 31.0° Efficiency 91 % Peak intensity 1.4 cd/lm LEDs/each optic 1 Light colour White Required components: TE: 2213382-2 + OPTIC CLIP Z50 TYPE1 2213194-1</p>		

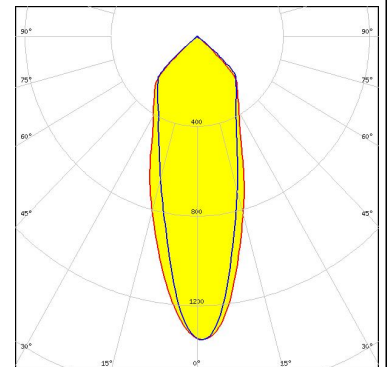
PHOTOMETRIC DATA (MEASURED):



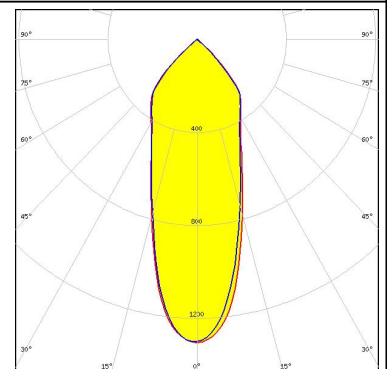

LED NVCWJ024Z-V1MT: COB J-Type Tunable White
 FWHM 42.0°
 Efficiency 87 %
 Peak intensity 1.1 cd/lm
 LEDs/each optic 1
 Light colour White
 Required components:
 C13658_CLAMP-VERO13-18
 F13671_ANGE-RZ-LENS
 Bender Wirth: 498 Typ L2



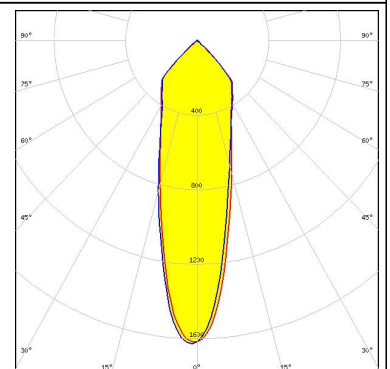

LED NVCWJ024Z-V1MT: COB J-Type Tunable White
 FWHM 38.0°
 Efficiency 92 %
 Peak intensity 1.4 cd/lm
 LEDs/each optic 1
 Light colour White
 Required components:
 C13658_CLAMP-VERO13-18
 Bender Wirth: 498 Typ L2



LED PrevaLED Core AC (LEP-2000)
 FWHM 36.0°
 Efficiency 93 %
 Peak intensity 1.3 cd/lm
 LEDs/each optic 1
 Light colour White
 Required components:
 TE: OPTIC CLIP Z50 TYPE1 2213194-1



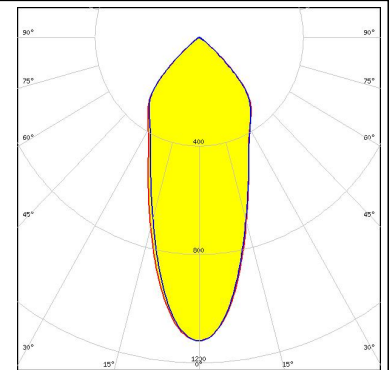
LED PrevaLED Core AC (LEP-800)
 FWHM 28.0°
 Efficiency 93 %
 Peak intensity 1.6 cd/lm
 LEDs/each optic 1
 Light colour White
 Required components:
 TE: OPTIC CLIP Z50 TYPE1 2213194-1



PHOTOMETRIC DATA (MEASURED):

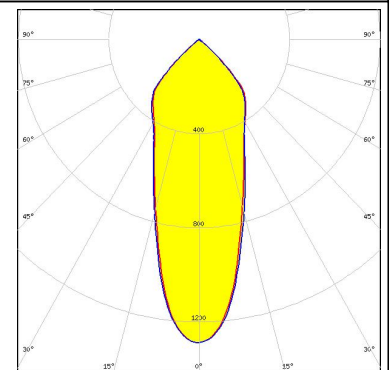

OSRAM

LED PrevaLED Core G7 L15 H1
 FWHM 40.0°
 Efficiency 90 %
 Peak intensity 1.1 cd/lm
 LEDs/each optic 1
 Light colour White
 Required components:
 C16685_CLAMP-PRV-A
 F13671_ANGE-RZ-LENS



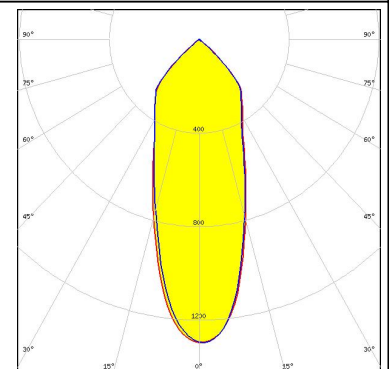

OSRAM

LED PrevaLED Core G7 L15 H1
 FWHM 36.0°
 Efficiency 94 %
 Peak intensity 1.3 cd/lm
 LEDs/each optic 1
 Light colour White
 Required components:
 C16685_CLAMP-PRV-A



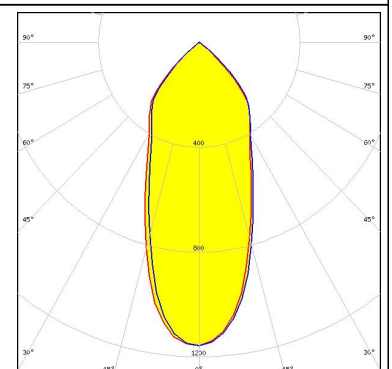

OSRAM

LED PrevaLED Core Z3 LES19
 FWHM 37.0°
 Efficiency 93 %
 Peak intensity 1.3 cd/lm
 LEDs/each optic 1
 Light colour White
 Required components:
 TE: OPTIC CLIP Z50 TYPE1 2213194-1



OSRAM

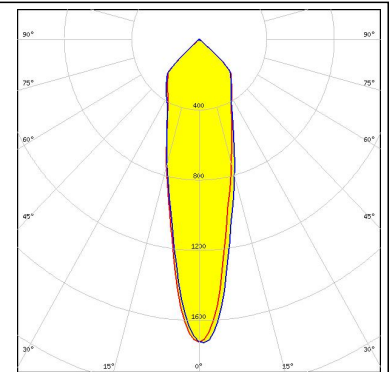
LED PrevaLED Core Z3 LES23
 FWHM 43.0°
 Efficiency 94 %
 Peak intensity 1.2 cd/lm
 LEDs/each optic 1
 Light colour White
 Required components:
 TE: OPTIC CLIP Z50 TYPE1 2213194-1



PHOTOMETRIC DATA (MEASURED):

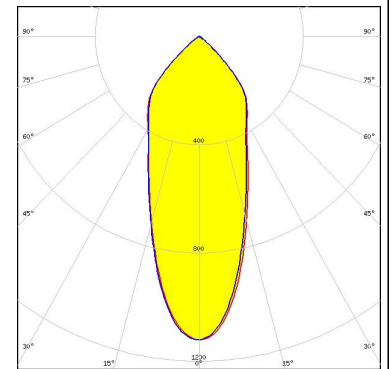

OSRAM

LED PrevaLED Core Z3 LES9
 FWHM 26.0°
 Efficiency 93 %
 Peak intensity 1.7 cd/lm
 LEDs/each optic 1
 Light colour White
 Required components:
 TE: OPTIC CLIP Z50 TYPE1 2213194-1



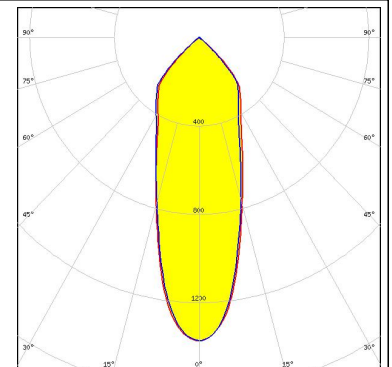

OSRAM

LED PrevaLED Core Z4 LES19
 FWHM 40.0°
 Efficiency 88 %
 Peak intensity 1.1 cd/lm
 LEDs/each optic 1
 Light colour White
 Required components:
 F13671_ANGE-RZ-LENS
 TE: OPTIC CLIP Z50 TYPE1 2213194-1



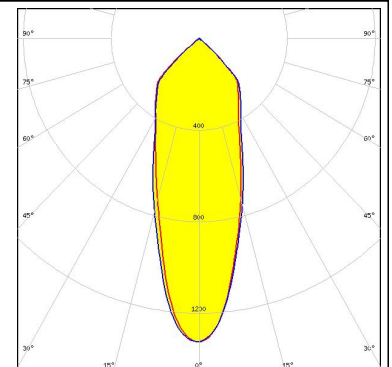

OSRAM

LED PrevaLED Core Z4 LES19
 FWHM 34.0°
 Efficiency 93 %
 Peak intensity 1.4 cd/lm
 LEDs/each optic 1
 Light colour White
 Required components:
 TE: OPTIC CLIP Z50 TYPE1 2213194-1



OSRAM

Opto Semiconductors
 LED Soleriq S13
 FWHM 34.0°
 Efficiency 92 %
 Peak intensity 1.3 cd/lm
 LEDs/each optic 1
 Light colour White
 Required components:
 C13658_CLAMP-VERO13-18
 Bender Wirth: 437 Typ L1



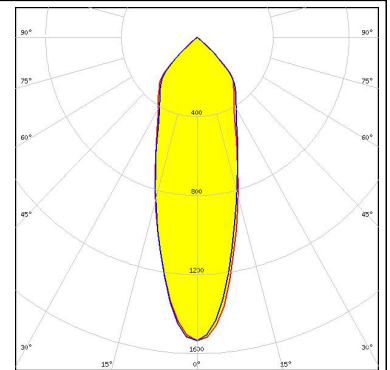
PHOTOMETRIC DATA (MEASURED):

OSRAM
Opto Semiconductors

LED Soleriq S13
FWHM 34.0°
Efficiency 94 %
Peak intensity 1.5 cd/lm
LEDs/each optic 1
Light colour White

Required components:

TE: 2213401-2 + OPTIC CLIP Z50 TYPE1 2213194-1



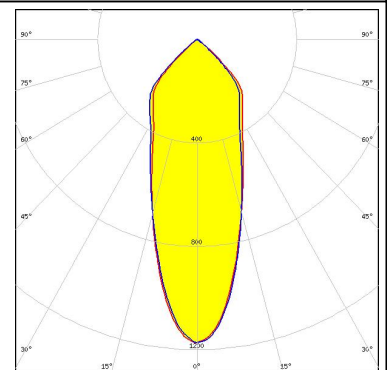

OSRAM
Opto Semiconductors

LED Soleriq S13 19x19
FWHM 37.0°
Efficiency 87 %
Peak intensity 1.2 cd/lm
LEDs/each optic 1
Light colour White

Required components:

F13671_ANGE-RZ-LENS

TE: 2213254-2 + OPTIC CLIP Z50 TYPE1 2213194-1



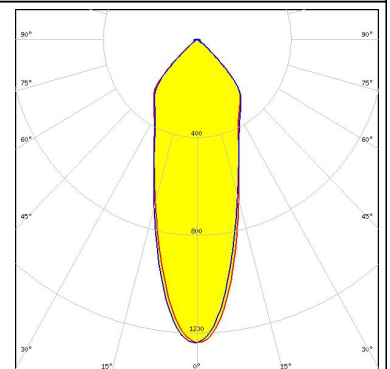

OSRAM
Opto Semiconductors

LED Soleriq S13 19x19
FWHM 34.0°
Efficiency 87 %
Peak intensity 1.2 cd/lm
LEDs/each optic 1
Light colour White

Required components:

F13671_ANGE-RZ-LENS

IDEAL: 50-2103CT + 50-2100AN

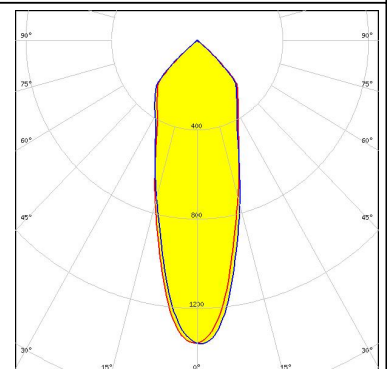



OSRAM
Opto Semiconductors


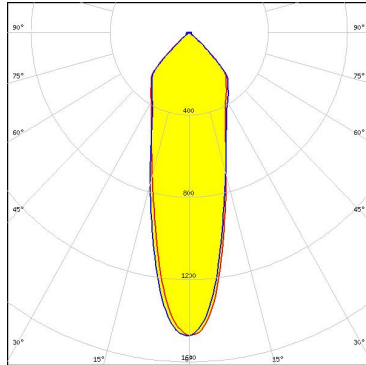

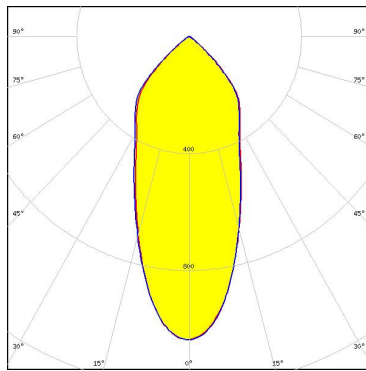

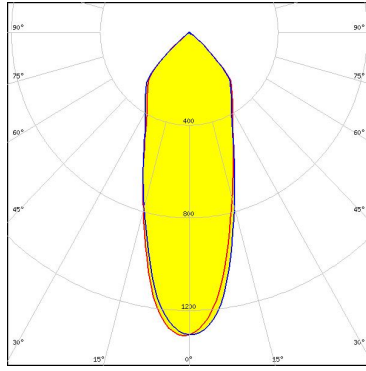

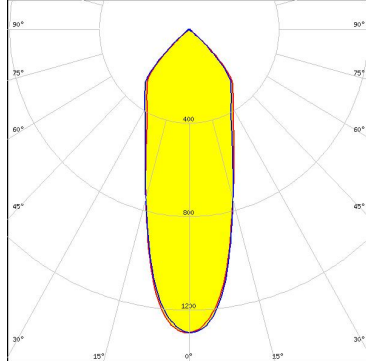
LED Soleriq S13 19x19
FWHM 34.0°
Efficiency 93 %
Peak intensity 1.4 cd/lm
LEDs/each optic 1
Light colour White

Required components:

TE: 2213382-2 + OPTIC CLIP Z50 TYPE1 2213194-1



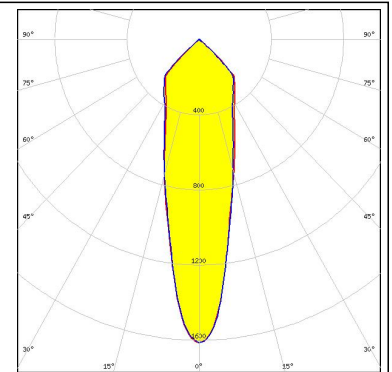
PHOTOMETRIC DATA (MEASURED):

<p>OSRAM Opto Semiconductors</p> <p>LED Soleriq S13 19x19 FWHM 30.0° Efficiency 91 % Peak intensity 1.5 cd/lm LEDs/each optic 1 Light colour White Required components: IDEAL: 50-2103CT + 50-2100AN</p>		
<p>OSRAM Opto Semiconductors</p> <p>LED Soleriq S19 FWHM 43.0° Efficiency 87 % Peak intensity 1 cd/lm LEDs/each optic 1 Light colour White Required components: F13671_ANGE-RZ-LENS TE: 2213407-2 + OPTIC CLIP Z50 TYPE1 2213194-1</p>		
<p>OSRAM Opto Semiconductors</p> <p>LED Soleriq S19 FWHM 37.0° Efficiency 93 % Peak intensity 1.3 cd/lm LEDs/each optic 1 Light colour White Required components: TE: 2213407-2 + OPTIC CLIP Z50 TYPE1 2213194-1</p>		
<p>OSRAM Opto Semiconductors</p> <p>LED Soleriq S19 FWHM 35.0° Efficiency 91 % Peak intensity 1.3 cd/lm LEDs/each optic 1 Light colour White Required components: C13584_CLAMP-VERO29 Bender Wirth: 462 Typ L3</p>		

PHOTOMETRIC DATA (MEASURED):

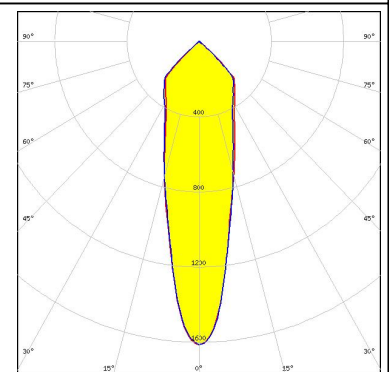

PHILIPS

LED Fortimo SLM L09 + SLM holder
 FWHM 27.0°
 Efficiency 92 %
 Peak intensity 1.6 cd/lm
 LEDs/each optic 1
 Light colour White
 Required components:
 TE: OPTIC CLIP Z50 TYPE1 2213194-1



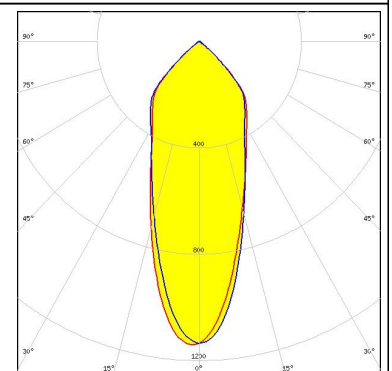

PHILIPS

LED Fortimo SLM L09 + SLM holder
 FWHM 27.0°
 Efficiency 92 %
 Peak intensity 1.6 cd/lm
 LEDs/each optic 1
 Light colour White
 Required components:
 TE: OPTIC CLIP Z50 TYPE1 2213194-1



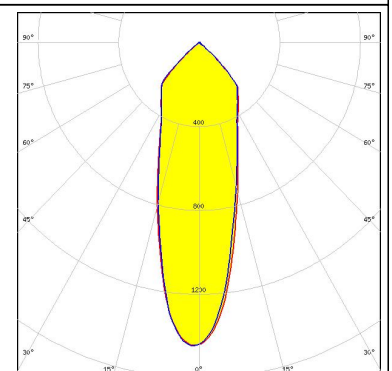

PHILIPS

LED Fortimo SLM L13 + SLM holder
 FWHM 38.0°
 Efficiency 87 %
 Peak intensity 1.1 cd/lm
 LEDs/each optic 1
 Light colour White
 Required components:
 F13671_ANGE-RZ-LENS
 TE: OPTIC CLIP Z50 TYPE1 2213194-1



PHILIPS

LED Fortimo SLM L13 + SLM holder
 FWHM 32.0°
 Efficiency 91 %
 Peak intensity 1.5 cd/lm
 LEDs/each optic 1
 Light colour White
 Required components:
 TE: OPTIC CLIP Z50 TYPE1 2213194-1



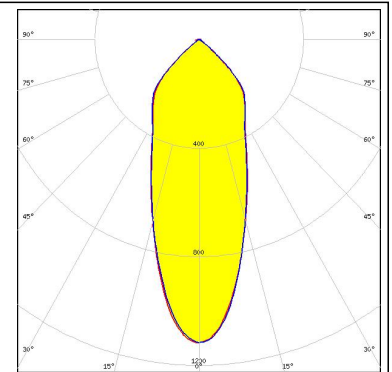

PHOTOMETRIC DATA (MEASURED):

PHILIPS

LED Fortimo SLM L13 CoB
 FWHM 38.0°
 Efficiency 87 %
 Peak intensity 1.1 cd/lm
 LEDs/each optic 1
 Light colour White

Required components:

F13671_ANGE-RZ-LENS
 TE: 2213130-2 + OPTIC CLIP Z50 TYPE1 2213194-1

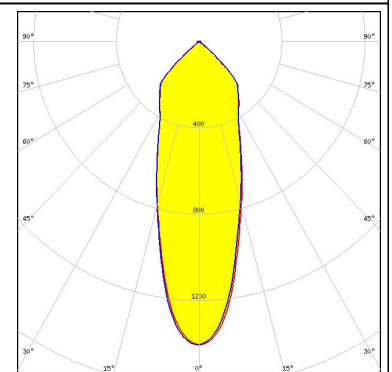



PHILIPS

LED Fortimo SLM L13 CoB
 FWHM 34.0°
 Efficiency 94 %
 Peak intensity 1.4 cd/lm
 LEDs/each optic 1
 Light colour White

Required components:

TE: 2213130-2 + OPTIC CLIP Z50 TYPE1 2213194-1

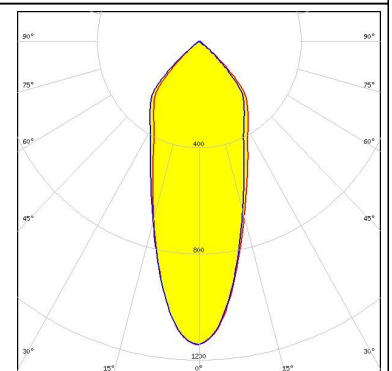



PHILIPS

LED Fortimo SLM L15 + SLM holder
 FWHM 37.0°
 Efficiency 87 %
 Peak intensity 1.1 cd/lm
 LEDs/each optic 1
 Light colour White

Required components:

F13671_ANGE-RZ-LENS
 TE: OPTIC CLIP Z50 TYPE1 2213194-1

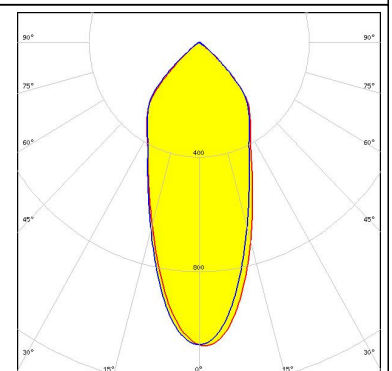



PHILIPS

LED Fortimo SLM L15 + SLM holder
 FWHM 41.0°
 Efficiency 86 %
 Peak intensity 1 cd/lm
 LEDs/each optic 1
 Light colour White

Required components:

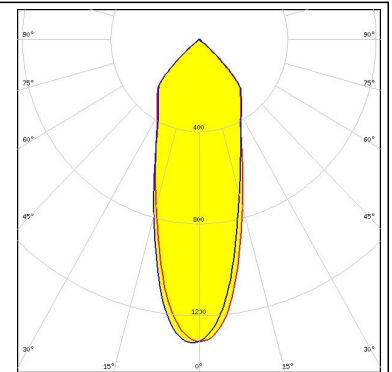

F13671_ANGE-RZ-LENS
 TE: OPTIC CLIP Z50 TYPE1 2213194-1



PHOTOMETRIC DATA (MEASURED):

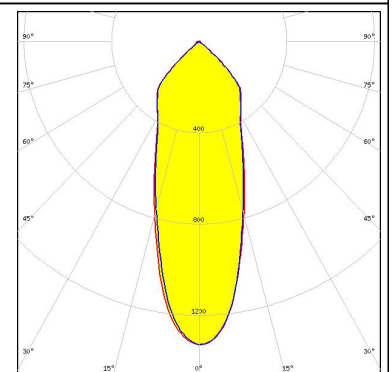

PHILIPS

LED Fortimo SLM L15 + SLM holder
 FWHM 35.0°
 Efficiency 90 %
 Peak intensity 1.3 cd/lm
 LEDs/each optic 1
 Light colour White
 Required components:
 TE: OPTIC CLIP Z50 TYPE1 2213194-1



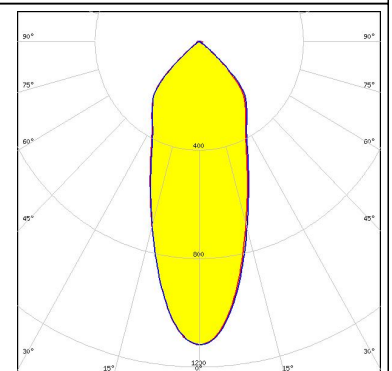

PHILIPS

LED Fortimo SLM L15 CoB
 FWHM 36.0°
 Efficiency 93 %
 Peak intensity 1.3 cd/lm
 LEDs/each optic 1
 Light colour White
 Required components:
 TE: 2213130-2 + OPTIC CLIP Z50 TYPE1 2213194-1



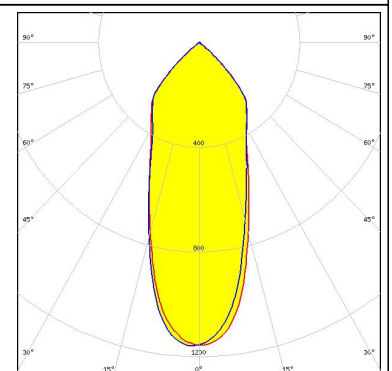

PHILIPS

LED Fortimo SLM L15 CoB
 FWHM 39.0°
 Efficiency 88 %
 Peak intensity 1.1 cd/lm
 LEDs/each optic 1
 Light colour White
 Required components:
 F13671_ANGE-RZ-LENS
 TE: 2213130-2 + OPTIC CLIP Z50 TYPE1 2213194-1



PHILIPS

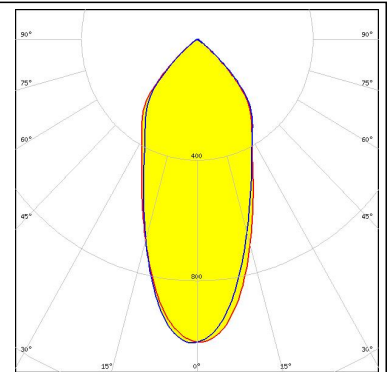

LED Fortimo SLM L19 + SLM holder
 FWHM 40.0°
 Efficiency 89 %
 Peak intensity 1.2 cd/lm
 LEDs/each optic 1
 Light colour White
 Required components:
 TE: OPTIC CLIP Z50 TYPE1 2213194-1



PHOTOMETRIC DATA (MEASURED):

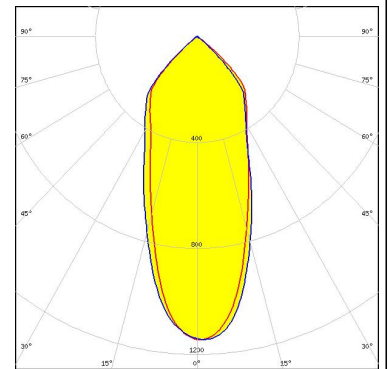

PHILIPS

LED Fortimo SLM L19 + SLM holder
 FWHM 44.0°
 Efficiency 87 %
 Peak intensity 1 cd/lm
 LEDs/each optic 1
 Light colour White
 Required components:
 F13671_ANGE-RZ-LENS
 TE: OPTIC CLIP Z50 TYPE1 2213194-1



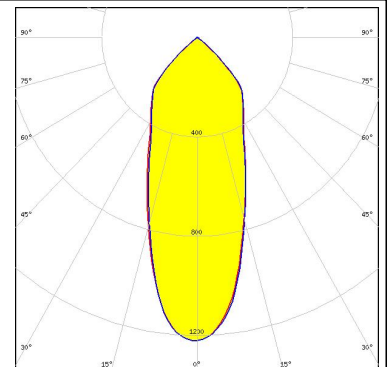

SAMSUNG

LED LC026B / 033B / 040B
 FWHM 41.0°
 Efficiency 92 %
 Peak intensity 1.1 cd/lm
 LEDs/each optic 1
 Light colour White
 Required components:
 C13658_CLAMP-VERO13-18
 Bender Wirth: 450 Typ L2



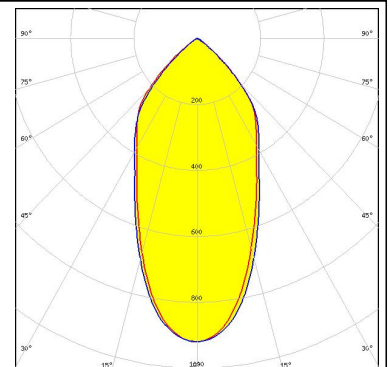

SAMSUNG

LED LC026B / 033B / 040B
 FWHM 39.0°
 Efficiency 93 %
 Peak intensity 1.2 cd/lm
 LEDs/each optic 1
 Light colour White
 Required components:
 TE: 2213258-2 + OPTIC CLIP Z50 TYPE1 2213194-1



SAMSUNG

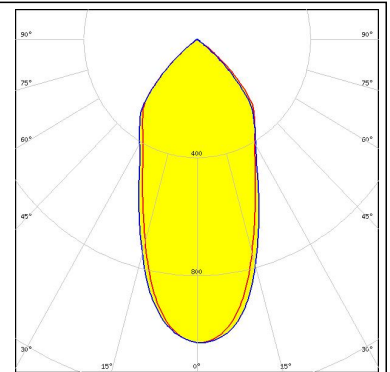
LED LC035T (Tunable white)
 FWHM 50.0°
 Efficiency 88 %
 Peak intensity 0.9 cd/lm
 LEDs/each optic 1
 Light colour Tunable White
 Required components:
 C13584_CLAMP-VERO29
 F13671_ANGE-RZ-LENS
 Bender Wirth: 502 Typ L3



PHOTOMETRIC DATA (MEASURED):

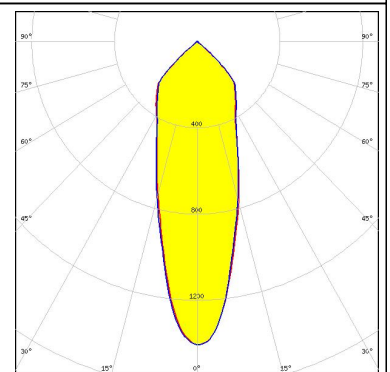

SAMSUNG

LED LC035T (Tunable white)
 FWHM 47.0°
 Efficiency 93 %
 Peak intensity 1 cd/lm
 LEDs/each optic 1
 Light colour Tunable White
 Required components:
 C13584_CLAMP-VERO29
 Bender Wirth: 502 Typ L3



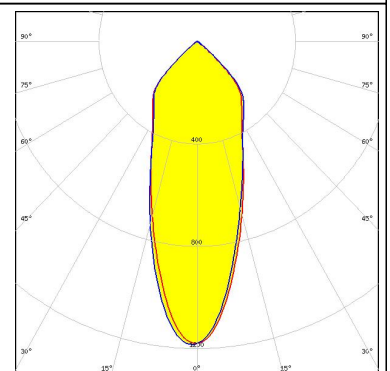

SAMSUNG

LED LC040C
 FWHM 32.0°
 Efficiency 91 %
 Peak intensity 1.4 cd/lm
 LEDs/each optic 1
 Light colour White
 Required components:
 TE: 2213382-2 + OPTIC CLIP Z50 TYPE1 2213194-1



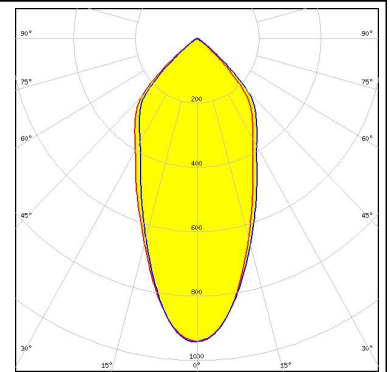

SAMSUNG

LED LC040C
 FWHM 37.0°
 Efficiency 88 %
 Peak intensity 1.2 cd/lm
 LEDs/each optic 1
 Light colour White
 Required components:
 F13671_ANGE-RZ-LENS
 TE: 2213382-2 + OPTIC CLIP Z50 TYPE1 2213194-1


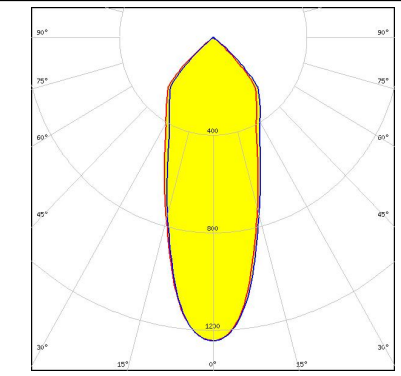
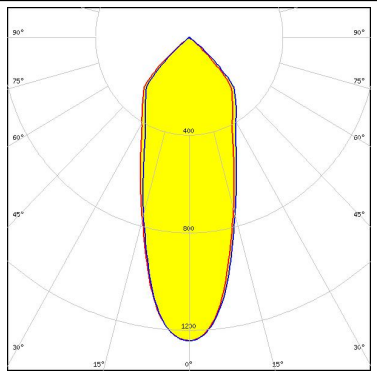
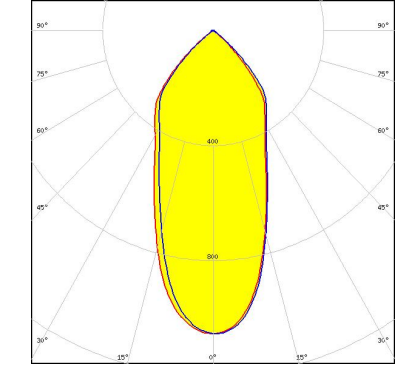

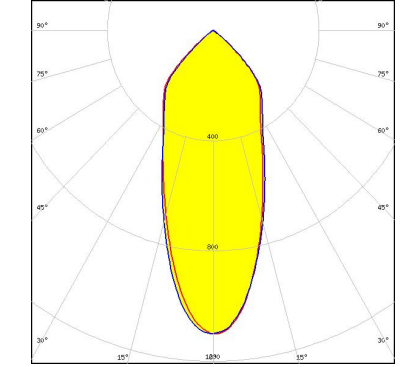

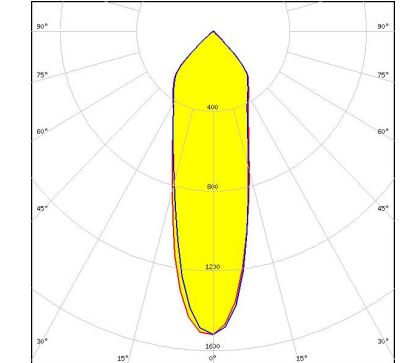


SEOUL SEMICONDUCTOR

LED AC Zhaga COB
 FWHM 47.0°
 Efficiency 88 %
 Peak intensity 0.9 cd/lm
 LEDs/each optic 1
 Light colour White
 Required components:
 F13671_ANGE-RZ-LENS
 Optosource: SEHSMJD-A



PHOTOMETRIC DATA (MEASURED):

<p>SEOL SEOUL SEMICONDUCTOR</p> <p>LED MJT COB LES 14.5 FWHM 38.0° Efficiency 92 % Peak intensity 1.2 cd/lm LEDs/each optic 1 Light colour White Required components: TE: 2213254-2 + OPTIC CLIP Z50 TYPE1 2213194-1</p>		
<p>SEOL SEOUL SEMICONDUCTOR</p> <p>LED MJT COB LES 22 FWHM 44.0° Efficiency 90 % Peak intensity 1.1 cd/lm LEDs/each optic 1 Light colour White Required components: C13584_CLAMP-VERO29 Bender Wirth: 431 Typ L3</p>		
<p>SHARP</p> <p>LED Mega Zenigata (GW6DME) FWHM 40.0° Efficiency 88 % Peak intensity 1.1 cd/lm LEDs/each optic 1 Light colour White Required components: F13671_ANGE-RZ-LENS TE: 2213130-2 + OPTIC CLIP Z50 TYPE1 2213194-1</p>		
<p>SHARP</p> <p>LED Mega Zenigata (GW6DME) FWHM 30.0° Efficiency 93 % Peak intensity 1.5 cd/lm LEDs/each optic 1 Light colour White Required components: IDEAL: 50-2100SH + 50-2100AN</p>		

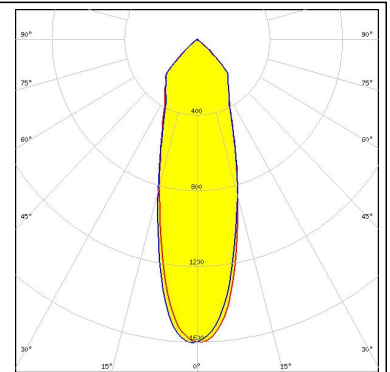

PHOTOMETRIC DATA (MEASURED):

SHARP

LED Mega Zenigata (GW6DME)
 FWHM 32.0°
 Efficiency 92 %
 Peak intensity 1.6 cd/lm
 LEDs/each optic 1
 Light colour White

Required components:

TE: 2213130-2 + OPTIC CLIP Z50 TYPE1 2213194-1

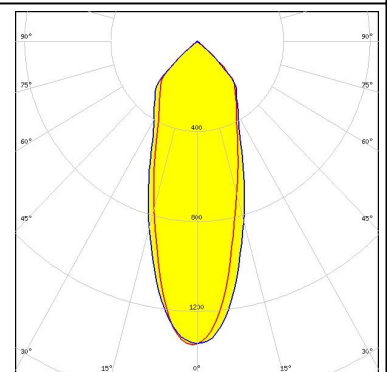



VS LIGHTING SOLUTIONS

LED WU-M-461
 FWHM 35.0°
 Efficiency 93 %
 Peak intensity 1.4 cd/lm
 LEDs/each optic 1
 Light colour White

Required components:

TE: OPTIC CLIP Z50 TYPE1 2213194-1

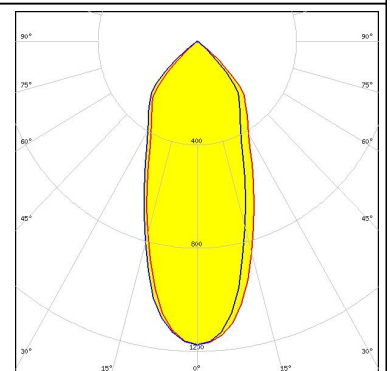



VS LIGHTING SOLUTIONS

LED WU-M-462
 FWHM 42.0°
 Efficiency 93 %
 Peak intensity 1.2 cd/lm
 LEDs/each optic 1
 Light colour White

Required components:

TE: OPTIC CLIP Z50 TYPE1 2213194-1

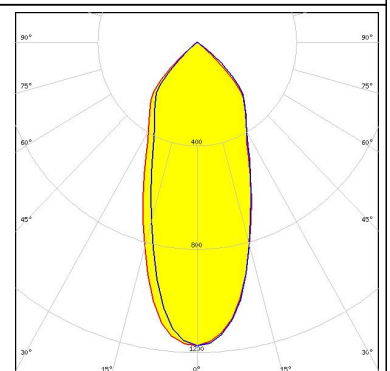



VS LIGHTING SOLUTIONS


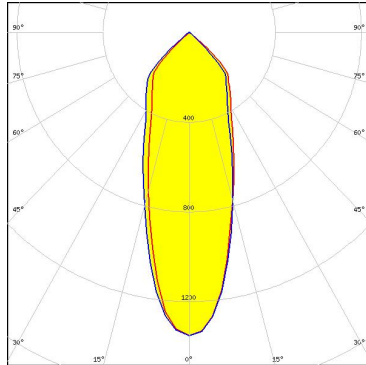

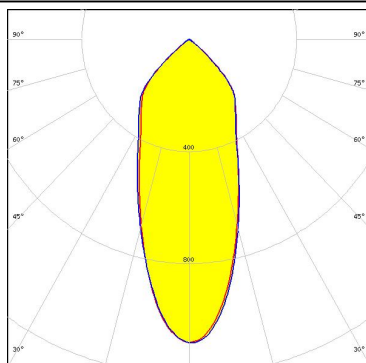

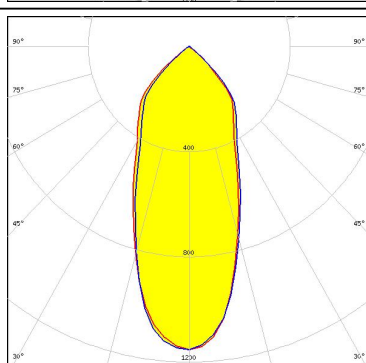

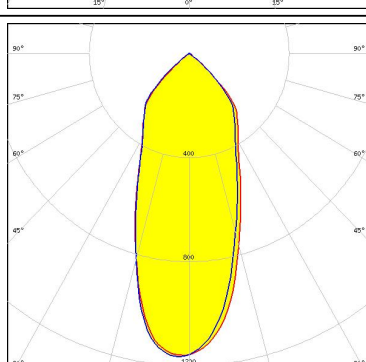
LED WU-M-464
 FWHM 42.0°
 Efficiency 93 %
 Peak intensity 1.2 cd/lm
 LEDs/each optic 1
 Light colour White

Required components:

TE: OPTIC CLIP Z50 TYPE1 2213194-1



PHOTOMETRIC DATA (MEASURED):

<p>VS LIGHTING SOLUTIONS</p> <p>LED WU-M-484 FWHM 36.0° Efficiency 93 % Peak intensity 1.4 cd/lm LEDs/each optic 1 Light colour White Required components: TE: OPTIC CLIP Z50 TYPE1 2213194-1</p>		
<p>VS LIGHTING SOLUTIONS</p> <p>LED WU-M-484 FWHM 40.0° Efficiency 86 % Peak intensity 1.1 cd/lm LEDs/each optic 1 Light colour White Required components: F13671_ANGE-RZ-LENS TE: OPTIC CLIP Z50 TYPE1 2213194-1</p>		
<p>VS LIGHTING SOLUTIONS</p> <p>LED WU-M-485 FWHM 43.0° Efficiency 93 % Peak intensity 1.2 cd/lm LEDs/each optic 1 Light colour White Required components: TE: OPTIC CLIP Z50 TYPE1 2213194-1</p>		
<p>VS LIGHTING SOLUTIONS</p> <p>LED WU-M-486 FWHM 42.0° Efficiency 92 % Peak intensity 1.2 cd/lm LEDs/each optic 1 Light colour White Required components: TE: OPTIC CLIP Z50 TYPE1 2213194-1</p>		

PHOTOMETRIC DATA (SIMULATED):

<p>bridgelux.</p> <p>LED: V10 Gen7 FWHM: 31.0° Efficiency: 93 % Peak intensity: 1.8 cd/lm LEDs/each optic: 1 Light colour: White</p> <p>Required components: C13658_CLAMP-VERO13-18 Bender Wirth: 486 Typ L1</p>	
<p>bridgelux.</p> <p>LED: V13 Gen7 FWHM: 28.0° Efficiency: 93 % Peak intensity: 2.1 cd/lm LEDs/each optic: 1 Light colour: White</p> <p>Required components: IDEAL: 50-2103CT + 50-2100AN</p>	
<p>bridgelux.</p> <p>LED: V22 Gen7 FWHM: 34.0° Efficiency: 94 % Peak intensity: 1.7 cd/lm LEDs/each optic: 1 Light colour: White</p> <p>Required components: IDEAL: 50-2204-CT + 50-2100AN</p>	
<p>LUMINUS</p> <p>LED: CxM-14 (19x19) FWHM: 37.0° Efficiency: 91 % Peak intensity: 1.3 cd/lm LEDs/each optic: 1 Light colour: White</p> <p>Required components: C13658_CLAMP-VERO13-18 Bender Wirth: 433 Typ L1</p>	

PHOTOMETRIC DATA (SIMULATED):



LED CxM-9 (13.5x13.5)
FWHM 31.0°
Efficiency 92 %
Peak intensity 1.4 cd/lm
LEDs/each optic 1
Light colour White
Required components:
C13658_CLAMP-VERO13-18
Bender Wirth: 434 Typ L1



SEOUL SEMICONDUCTOR

LED ZC12/18
FWHM 37.0°
Efficiency 92 %
Peak intensity 2.3 cd/lm
LEDs/each optic 1
Light colour White
Required components:
C13658_CLAMP-VERO13-18
Bender Wirth: 433 Typ L1



SEOUL SEMICONDUCTOR

LED ZC4/6
FWHM 31.0°
Efficiency 92 %
Peak intensity 1.4 cd/lm
LEDs/each optic 1
Light colour White
Required components:
C13658_CLAMP-VERO13-18
Bender Wirth: 434 Typ L1

GENERAL INFORMATION:

NOTE: The typical beam angle will be changed by different color, chip size and chip position tolerance. The typical total beam angle is the full angle measured where the luminous intensity is half of the peak value.

Due to use of high power COB's with this product, special attention to proper thermal design is highly recommended. LEDiL has no liability for direct, indirect or consecutive damages arising from the LEDiL products being used outside of the recommended temperature range.

MATERIALS:

As part of our continuous research and improvement processes, and to ensure the best possible quality and availability of our products, LEDiL reserves the right to change material grades without notice.

PRODUCT DATA USER AGREEMENT AND DISCLAIMER:

The measured data in the provided downloadable LEDiL Product Datasheets and Mechanical 2D-Drawings is rounded and provided as reference for planning. LEDiL Oy's optical specifications have been verified by conducting performance testing of the products in accordance with the company's quality system. The reported data are averaged results of multiple measurements with typical variation. LEDiL Oy reserves the right to without prior notification make changes and improvements to its products.

LEDiL Oy assumes neither warranty, nor guarantee nor any other liability of any kind for the contents and correctness of the provided data. The provided data has been generated with highest diligence but the provided data may in reality not represent the complete possible variation range of all intrinsic parameters. Therefore, in certain cases a deviation from the provided data could occur.

LEDiL Oy reserves the right to undertake technical changes of its products without further notification which could lead to changes in the provided data. LEDiL Oy assumes no liability of any kind for the possible deviation from any provided data or any other damage resulting from the usage of the provided data.

The user agrees to this disclaimer and user agreement with the download or usage of the provided files.

LEDiL Oy

Joensuunkatu 13
FI-24240 SALO
Finland

LEDiL Inc.

228 West Page Street
Suite D
Sycamore IL 60178
USA

Local sales and technical support

[www.ledil.com/
where_to_buy](http://www.ledil.com/where_to_buy)

Shipping locations

Salo, Finland
Hong Kong, China

Distribution Partners

[www.ledil.com/
where_to_buy](http://www.ledil.com/where_to_buy)



Компания «ЭлектроПласт» предлагает заключение долгосрочных отношений при поставках импортных электронных компонентов на взаимовыгодных условиях!

Наши преимущества:

- Оперативные поставки широкого спектра электронных компонентов отечественного и импортного производства напрямую от производителей и с крупнейших мировых складов;
- Поставка более 17-ти миллионов наименований электронных компонентов;
- Поставка сложных, дефицитных, либо снятых с производства позиций;
- Оперативные сроки поставки под заказ (от 5 рабочих дней);
- Экспресс доставка в любую точку России;
- Техническая поддержка проекта, помощь в подборе аналогов, поставка прототипов;
- Система менеджмента качества сертифицирована по Международному стандарту ISO 9001;
- Лицензия ФСБ на осуществление работ с использованием сведений, составляющих государственную тайну;
- Поставка специализированных компонентов (Xilinx, Altera, Analog Devices, Intersil, Interpoint, Microsemi, Aeroflex, Peregrine, Syfer, Eurofarad, Texas Instrument, Miteq, Cobham, E2V, MA-COM, Hittite, Mini-Circuits, General Dynamics и др.);

Помимо этого, одним из направлений компании «ЭлектроПласт» является направление «Источники питания». Мы предлагаем Вам помощь Конструкторского отдела:

- Подбор оптимального решения, техническое обоснование при выборе компонента;
- Подбор аналогов;
- Консультации по применению компонента;
- Поставка образцов и прототипов;
- Техническая поддержка проекта;
- Защита от снятия компонента с производства.



Как с нами связаться

Телефон: 8 (812) 309 58 32 (многоканальный)

Факс: 8 (812) 320-02-42

Электронная почта: org@eplast1.ru

Адрес: 198099, г. Санкт-Петербург, ул. Калинина, дом 2, корпус 4, литера А.