



Cement Power Resistors (RoHS Compliant)

PRM-RC Series

FEATURES

- 5% tolerance
- Exceptionally small, sturdy, and reliable
- Sealed with a special cement
- Excellent moisture resistance
- High temperature stability
- Ceramic flame retardant package
- Recommended wash method is alcohol



LEAD-FREE



RoHS Compliant

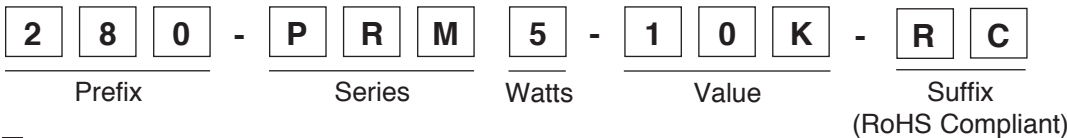
DERATING CHART



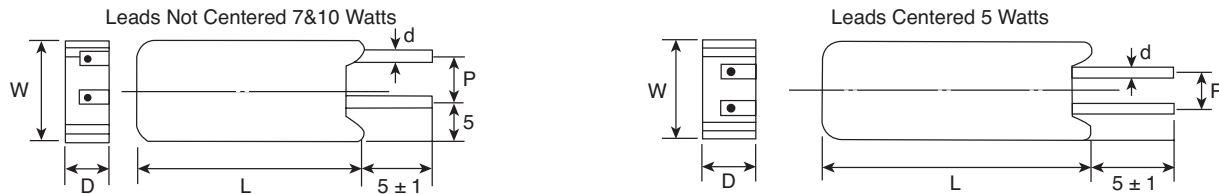
HEAT RISE CHART



PART NUMBERING SYSTEM



SERIES, WATTAGE, VALUE RANGE, AND DIMENSIONS



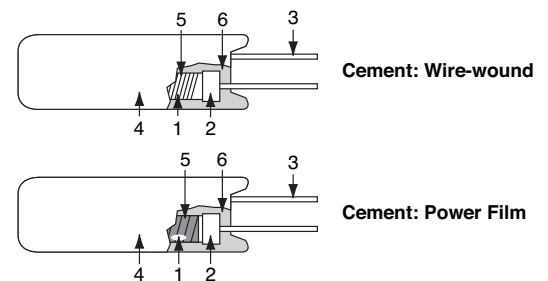
Series	Watts (W)	Leads	Value Ranges (Ω)		Dimensions (mm)				
			Wirewound	Power Film	W ±1	D ±1	L ±1	ød ±0.05	P ±1
PRM	5	Centered	0.1 ~ 47	48 ~ 100K	12.5	9	25	0.75	5
PRM	7	Not Centered	0.1 ~ 680	681 ~ 200K	12.5	9	38	0.75	5
PRM	10	Not Centered	0.1 ~ 910	911 ~ 200K	12.5	9	50	0.75	5

STANDARD STOCKED VALUES (Ω) All standard E-24 values not listed are available special order.

0.1	0.3	0.51	1.0	3.0	6.8	15	33	56	68	75	100	150	200	300	330	470	680	1K	2K	4.7K	10K	
0.22	0.47	0.68	2.2	4.7	10	20	47															

CONSTRUCTION

No.	Subpart Name	Material	Material Generic Name
1	Body	Rod Type Ceramics	Al ₂ O ₃ , SiO ₂
2	End Cap	Tin plated iron surface	Tin : 5%, Iron : 95%
3	Lead	Annealed copper wire (Electrosolder plated surface) Pb Free	Tin-Coated Copper wire
4	Ceramic Case	Ceramic	Al ₂ O ₃ , SiO ₂
5	Resistance wire Resistance Film	Ni-Cr Alloy Metal Oxide Film	Ni-Cr Alloy Metal Oxide Film
6	Filling Materials	Quartz mixed sand	SiO ₂





Cement Power Resistors (RoHS Compliant)

PRM-RC Series

CHARACTERISTICS

Characteristics	Limits	Test Methods (JIS C 5201-1)															
Temperature coefficient	± 350 PPM / °C Max. <20Ω ± 400 PPM / °C	5.2 Natural resistance change per temp. degree centigrade. $\frac{R_2 - R_1}{R_1(t_2 - t_1)} \times 10^6 \text{ (PPM / } ^\circ\text{C)}$ R1: Resistance value at room temperature (t1) R2: Resistance value at room temp. plus 100 °C (t2)															
Dielectric withstanding voltage	No evidence of flashover, mechanical damage, arcing or insulation break down	5.7 Resistors shall be clamped in the trough of a 90° metallic V-block and shall be tested at AC potential respectively for 60 +10/ -0 secs.															
Temperature cycling	Resistance change rate is ± (2% + 0.05Ω) Max. with no evidence of mechanical damage	7.4 Resistance change after continuous 5 cycles for duty shown below: <table border="1" style="margin-left: 20px;"> <thead> <tr> <th>Step</th> <th>Temperature</th> <th>Time</th> </tr> </thead> <tbody> <tr> <td>1</td> <td>-55 °C ± 3 °C</td> <td>30 mins</td> </tr> <tr> <td>2</td> <td>Room temp.</td> <td>10 ~ 15 mins</td> </tr> <tr> <td>3</td> <td>+155 °C ± 2 °C</td> <td>30 mins</td> </tr> <tr> <td>4</td> <td>Room temp.</td> <td>10 ~ 15 mins</td> </tr> </tbody> </table>	Step	Temperature	Time	1	-55 °C ± 3 °C	30 mins	2	Room temp.	10 ~ 15 mins	3	+155 °C ± 2 °C	30 mins	4	Room temp.	10 ~ 15 mins
Step	Temperature	Time															
1	-55 °C ± 3 °C	30 mins															
2	Room temp.	10 ~ 15 mins															
3	+155 °C ± 2 °C	30 mins															
4	Room temp.	10 ~ 15 mins															
Short time overload	Resistance change rate is ± (5% + 0.05Ω) Max. with no evidence of mechanical damage	5.5 Permanent resistance change after the application of a potential of 2.5 times RCWV for 5 seconds															
Load life in humidity	<table border="1" style="margin-left: 20px;"> <thead> <tr> <th>Resistance value</th> <th>Δ R/R</th> </tr> </thead> <tbody> <tr> <td>Wire-wound</td> <td>± 5%</td> </tr> <tr> <td>Power film: <100KΩ</td> <td>± 5%</td> </tr> <tr> <td>>100KΩ</td> <td>± 10%</td> </tr> </tbody> </table>	Resistance value	Δ R/R	Wire-wound	± 5%	Power film: <100KΩ	± 5%	>100KΩ	± 10%	7.9 Resistance change after 1,000 hours operating at RCWV with duty cycle of (1.5 hours "on", 0.5 hour "off") in a humidity test chamber controlled at 40 °C ± 2 °C and 90 to 95 % relative humidity							
Resistance value	Δ R/R																
Wire-wound	± 5%																
Power film: <100KΩ	± 5%																
>100KΩ	± 10%																
Load life	<table border="1" style="margin-left: 20px;"> <thead> <tr> <th>Resistance value</th> <th>Δ R/R</th> </tr> </thead> <tbody> <tr> <td>Wire-wound</td> <td>± 5%</td> </tr> <tr> <td>Power film: <100KΩ</td> <td>± 5%</td> </tr> <tr> <td>>100KΩ</td> <td>± 10%</td> </tr> </tbody> </table>	Resistance value	Δ R/R	Wire-wound	± 5%	Power film: <100KΩ	± 5%	>100KΩ	± 10%	7.10 Permanent resistance change after 1,000 hours operating at RCWV with duty cycle of (1.5 hours "on", 0.5 hour "off") at 70 °C ± 2 °C							
Resistance value	Δ R/R																
Wire-wound	± 5%																
Power film: <100KΩ	± 5%																
>100KΩ	± 10%																
Terminal strength	No evidence of mechanical damage	6.1 Direct load : Resistance to a 2.5 kgs direct load for 10 secs. in the direction of the longitudinal axis of the terminal leads Twist test : Terminal leads shall be bent through 90 ° at a point of about 6mm from the body of the resistor and shall be rotated through 360° about the original axis of the bent terminal in alternating direction for a total of 3 rotations															
Resistance to soldering heat	Resistance change rate is ± (1% + 0.05Ω) Max. with no evidence of mechanical damage	6.4 Permanent resistance change when leads immersed to 3.2 to 4.8 mm from the body in 350 °C ± 10 °C solder for 3 ± 0.5 secs.															
Solderability	95 % coverage Min.	6.5 The area covered with a new , smooth clean , shiny and continuous surface free from concentrated pinholes. Test temp. of solder : 245 °C ± 3 °C Dwell time in solder : 2 ~ 3 seconds															





Компания «ЭлектроПласт» предлагает заключение долгосрочных отношений при поставках импортных электронных компонентов на взаимовыгодных условиях!

Наши преимущества:

- Оперативные поставки широкого спектра электронных компонентов отечественного и импортного производства напрямую от производителей и с крупнейших мировых складов;
- Поставка более 17-ти миллионов наименований электронных компонентов;
- Поставка сложных, дефицитных, либо снятых с производства позиций;
- Оперативные сроки поставки под заказ (от 5 рабочих дней);
- Экспресс доставка в любую точку России;
- Техническая поддержка проекта, помощь в подборе аналогов, поставка прототипов;
- Система менеджмента качества сертифицирована по Международному стандарту ISO 9001;
- Лицензия ФСБ на осуществление работ с использованием сведений, составляющих государственную тайну;
- Поставка специализированных компонентов (Xilinx, Altera, Analog Devices, Intersil, Interpoint, Microsemi, Aeroflex, Peregrine, Syfer, Eurofarad, Texas Instrument, Miteq, Cobham, E2V, MA-COM, Hittite, Mini-Circuits, General Dynamics и др.);

Помимо этого, одним из направлений компании «ЭлектроПласт» является направление «Источники питания». Мы предлагаем Вам помощь Конструкторского отдела:

- Подбор оптимального решения, техническое обоснование при выборе компонента;
- Подбор аналогов;
- Консультации по применению компонента;
- Поставка образцов и прототипов;
- Техническая поддержка проекта;
- Защита от снятия компонента с производства.



Как с нами связаться

Телефон: 8 (812) 309 58 32 (многоканальный)

Факс: 8 (812) 320-02-42

Электронная почта: org@eplast1.ru

Адрес: 198099, г. Санкт-Петербург, ул. Калинина, дом 2, корпус 4, литера А.