

Metal Switch Medium Stroke, Switching Voltage up to 250 VAC



Single-color



RGB



non-illuminated

See below:

Approvals and Compliances

Description

- Momentary action switch available in version: Standard (ST), with Lettering (LE), with Point Illumination (PI) and with Ring Illumination (RI)
- Single color or RGB illumination
- Choice from 7 colors for RGB variants
- Assembly method: clip micro-switch into the saddle, secure switch using mounting nut
- Equipped with flat-pin plugs to permit fast connection

Unique Selling Proposition

- Attractive tactile feedback
- High quality materials
- Long life span
- Single color or homogeneous RGB illumination

Characteristics

- Housing and actuator material: high-quality stainless steel
- Variety of design options regarding size, colour, illumination, connection or lettering
- Switching voltage from 30 VDC to 250 VAC, switching current from 0.1 A to 10 A
- IP-Protection: IP67 from front side to contact area, Micro-Switch is available in versions IP40 or IP67
- For use in harsh environments (see technical data)

References

Alternative: switch with latching function: [MSM LA 19](#)

Alternative: switch with backlighted illumination: [MSM CS 16](#); [MSM CS 19](#); [MSM CS 22](#); [MSM LA CS 19](#); [MSM LA CS 22](#)

Alternative: Other diameter

Alternative: version for snap-in mounting

Alternative: double-pole switch: [MSM DP 19](#); [MSM DP 22](#); [MSM DP 30](#)

Weblinks

[pdf data sheet](#), [html datasheet](#), [General Product Information](#), [CAD-Drawings](#), [Product News](#), [Detailed request for product](#)

Technical Data**Electrical Data**

Switching Function	momentary
Number of Poles	SPDT
Supply Voltage	24 VDC Ring Illumination , Point Illumination without series resistor , LED operating data are listed in separate table 5 VDC and 12 VDC RI variants (except for RGB) on request (MOQ 500 pieces)
Impulse Withstand Voltage (ESD)	4 kV MSM ST / MSM LE

Micro Switch 5 A / 125 VAC or 3 A / 250 VAC, IP40

Contact Material	Ag
Switching Voltage	max. 125 / 250 VAC
Switching Current	max. 5 / 3 A
Rated Switching Capacity	750 W
Lifetime	0.2 million actuations at Rated Switching Capacity
Contact Resistance	< 30 mΩ
Insulation Resistance	> 100 MΩ
Duration of Bounce	< 5 ms

Micro Switch 0,1 A / 30 VDC, IP40

Contact Material	Au
Switching Voltage	max. 30 VDC
Switching Current	max. 0.1 A
Rated Switching Capacity	3 W
Lifetime	0.2 million actuations at Rated Switching Capacity
Contact Resistance	< 50 mΩ
Insulation Resistance	> 100 MΩ
Duration of Bounce	< 5 ms

Micro Switch for Electrical Rating 10 A / 250 VAC (Protection Class IP40)

Contact Material	Ag
Switching Voltage	max. 250 VAC
Switching Current	max. 10 A
Rated Switching Capacity	2500 W
Lifetime	0.05 million actuations at Rated Switching Capacity
Contact Resistance	< 30 mΩ
Insulation Resistance	> 100 MΩ
Duration of Bounce	< 5 ms

Micro Switch 6 A / 250 VAC, IP67

Switching Voltage	max. 250 VAC
Switching Current	max. 5
Rated Switching Capacity	1250 W
Lifetime	0.05 million actuations at Rated Switching Capacity

Micro Switch 0,1 A / 250 VAC, IP67 - on request

Switching Voltage	max. 250 VAC
Switching Current	max. 0.1
Rated Switching Capacity	25 W
Lifetime	0.05 million actuations at Rated Switching Capacity

Micro Switch 10 A / 250 VAC, IP67 - on request

Switching Voltage	max. 250 VAC
Switching Current	max. 10 A
Rated Switching Capacity	2500 W
Lifetime	0.01 million actuations at Rated Switching Capacity

Mechanical Data

Actuating Force	4.5 N
Actuating Travel	1.0 mm
Lifetime	1.5 million actuations
Shock Protection	IK 07
Mounting screw torque Plastic Nut	max. 3.5 Nm
Mounting screw torque Stainless Steel Nut	max. 16 Nm

Climatical Data

Operating Temperature	-25 to 85°C
Storage Temperature	-25 to 85°C
Protection Class	IP67
Switching Unit	IP40 IP67 optional
Salt Spray Test (acc. to DIN 50021-SS)	24 h / 48 h / 96 h Residence Time

Material

Housings	Stainless Steel
Actuator	Stainless Steel
Light Conductor (Point Illumination)	PC
Illuminated Ring (Ring Illumination)	PA for dotted single color variants PMMA for RGB and homogeneous single color variants
Seal Ring	NBR70
Switcher Collet	PA

Approvals and Compliances

Detailed information on product approvals, code requirements, usage instructions and detailed test conditions can be looked up in [Details about Approvals](#)

SCHURTER products are designed for use in industrial environments. They have approvals from independent testing bodies according to national and international standards. Products with specific characteristics and requirements such as required in the automotive sector according to IATF 16949, medical technology according to ISO 13485 or in the aerospace industry can be offered exclusively with customer-specific, individual agreements by SCHURTER.

Product standards

Product standards that are referenced

Organization	Design	Standard	Description
	Designed according to	DIN EN 61058-1	Switches for appliances. Part 1. General requirements
	Designed according to	UL 1054	UL standard for safety special-use switches

Application standards

Application standards where the product can be used

Organization	Design	Standard	Description
	Designed for applications acc.	IEC/UL 62368-1	IEC 62368-1 includes the basic requirements for safety of audio, video, information technology and office equipment.

Compliances

The product complies with following Guide Lines

Identification	Details	Initiator	Description
	RoHS	SCHURTER AG	Directive RoHS 2011/65/EU, Amendment (EU) 2015/863
	REACH	SCHURTER AG	On 1 June 2007, Regulation (EC) No 1907/2006 on the Registration, Evaluation, Authorization and Restriction of Chemicals 1 (abbreviated as "REACH") entered into force.

Dimension [mm]

MSM 22 ST

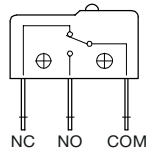


MSM 22 LE

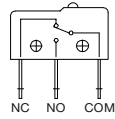
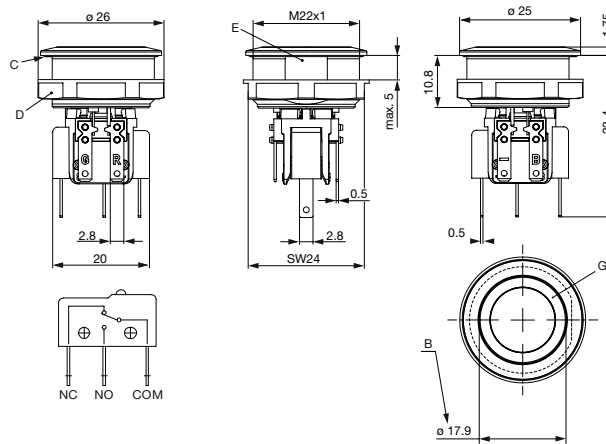


MSM 22 PI





MSM 22 RI RGB



Legend

- B = Actuating Area
- C = Sealing
- D = Nut
- E = Anti-rotation protection
- F = Point illumination
- G = Illumination ring

Tolerance Range

Actuator Tolerance Range



The mounting tolerance range of the actuator varies from 0.2 mm projection length and 0.2 mm short length to the housing edge. The slanting position of the actuator can range within this tolerance.

Dimension

MSM 22 ST / MSM 22 RI

MSM 22 LE / MSM 22 PI / MSM 22 RI optional



Assembly Instructions



During assembly, the protruding bars of the holder should not be pressed together.



- I Housing
- II Flat Pin Terminal (Illumination)
- III Gasket
- IV Nut (Nut type see Dimensions)
- V Module Switching Contact

Installation Instruction:

- 1.) Place the gasket accurately on the actuator housing. Then mount the actuator housing assembly into the panel.
- 2.) Tighten the screw nut according to the torque instructions.
- 3.) Clasp the module switching contact into the micro switch holder of the actuator housing.

Installation information:

- 1.) The power supply and the configuration of the flat pin terminals have to be installed correctly for the illumination and micro switch function.
- 2.) Insulate the terminals as required. Fully insulated plug-in sleeves are recommended.
- 3.) Installation instructions according to VDE-standard DIN VDE 0100-100 or alternatively IEC 60354 standard.

Diagrams

MSM ST / MSM LE



MSM PI



MSM RI / 24 V Single color



MSM RI / 24 V RGB



Lighting type	Active terminal R) ●	Active terminal G) ●	Active terminal B) ●	Resulting Color
Singlecolor	x			Red ●
Singlecolor		x		Green ●
Singlecolor			x	Blue ●
RGB Additive 2	x	x		Yellow ●
RGB Additive 2	x		x	Magenta ●
RGB Additive 2		x	x	Cyan ●
RGB Additive 3	x	x	x	White ○

Illumination options for RGB

Point Illumination

Operating Data	Forward Current max.	Forward Voltage at 10 mA	Forward Voltage max.
LED red	30 mA	1.9 VDC	3.0 VDC
LED green	30 mA	2.4 VDC	3.0 VDC
LED yellow	30 mA	2.4 VDC	3.0 VDC
LED blue	20 mA	3.8 VDC	4.5 VDC
LED red/green	25 mA	2.0 VDC	2.5 VDC

Attention: Switches are delivered without series resistor.

Lettering

The last three digits in the order number define the lettering:

000	No Lettering
001-074	Standard Lettering
101-	Customized Lettering

Lettering Colour of Laser Lettering

Material	Lettering Colour
Stainless Steel	black Filled letters

Order Index Lettering

Laser Marking			
001 =A	021 =U	041 =↔	061 =EIN
002 =B	022 =V	042 =*	062 =AUS
003 =C	023 =W	043 ==	063 =AUF
004 =D	024 =X	044 =#	064 =AB
005 =E	025 =Y	045 =↔	065 =ON
006 =F	026 =Z	046 =↑	066 =OFF
007 =G	027 =0	047 =→	067 =UP
008 =H	028 =1	048 =←	068 =DOWN
009 =I	029 =2	049 =↓	069 =HIGH
010 =J	030 =3	050 =↑	070 =LOW
011 =K	031 =4	051 =%	071 =ON/OFF
012 =L	032 =5	052 =√	072 =START
013 =M	033 =6	053 =CTRL	073 =RESET
014 =N	034 =7	054 =RETURN	074 =⏻
015 =O	035 =8	055 =SHIFT	075 =💡
016 =P	036 =9	056 =LOCK	076 =🔔
017 =Q	037 =+	057 =STOP	077 =Ⓜ
018 =R	038 =-	058 =ENTER	
019 =S	039 =.	059 =BACK	
020 =T	040 =x	060 =LINE	

All Variants

IP Switching Unit	Switching Current [A]	Switching Voltage [VAC/VDC]	Illumination, LED	Housing Material, Torsion Protection	Actuator Material, Tor-sion Protection	Config. Code	Order Number
IP40	100 mA	30 VDC	non-illuminated	Stainless Steel ,no	Stainless Steel ,no	MSM 22 Pcs	1241.6631.1110000
IP40	5 / 3 A	125 / 250 VAC	non-illuminated	Stainless Steel ,no	Stainless Steel ,no	MSM 22 Pcs	1241.6631.1120000
IP40	10 A	250 VAC	non-illuminated	Stainless Steel ,no	Stainless Steel ,no	MSM 22 Pcs	1241.6631.1130000
IP67	6 A	250 VAC	non-illuminated	Stainless Steel ,no	Stainless Steel ,no	MSM 22 Pcs	1241.6631.1180000
IP40	100 mA	30 VDC	non-illuminated	Stainless Steel ,yes	Stainless Steel ,yes	MSM 22 LE	1241.6632.1110000
IP40	5 / 3 A	125 / 250 VAC	non-illuminated	Stainless Steel ,yes	Stainless Steel ,yes	MSM 22 LE	1241.6632.1120000
IP40	5 / 3 A	125 / 250 VAC	non-illuminated	Alu red ,yes	Stainless Steel ,yes	MSM 22 LE	1241.6632.3120000
IP40	5 / 3 A	125 / 250 VAC	non-illuminated	Alu red ,yes	Stainless Steel ,yes	MSM 22 LE	1241.6632.3120057
IP40	5 / 3 A	125 / 250 VAC	non-illuminated	Alu red ,yes	Stainless Steel ,yes	MSM 22 LE	1241.6632.3120066
IP40	5 / 3 A	125 / 250 VAC	non-illuminated	Alu green ,yes	Stainless Steel ,yes	MSM 22 LE	1241.6632.5120000
IP40	5 / 3 A	125 / 250 VAC	non-illuminated	Alu green ,yes	Stainless Steel ,yes	MSM 22 LE	1241.6632.5120061
IP40	5 / 3 A	125 / 250 VAC	non-illuminated	Alu green ,yes	Stainless Steel ,yes	MSM 22 LE	1241.6632.5120065
IP40	100 mA	30 VDC	Point Illumination, red	Stainless Steel ,yes	Stainless Steel ,yes	MSM 22 PI red	1241.6633.1111000
IP40	100 mA	30 VDC	Point Illumination, green	Stainless Steel ,yes	Stainless Steel ,yes	MSM 22 PI green	1241.6633.1112000
IP40	100 mA	30 VDC	Point Illumination, blue	Stainless Steel ,yes	Stainless Steel ,yes	MSM 22 PI blue	1241.6633.1114000
IP40	5 / 3 A	125 / 250 VAC	Point Illumination, red	Stainless Steel ,yes	Stainless Steel ,yes	MSM 22 PI red	1241.6633.1121000
IP40	5 / 3 A	125 / 250 VAC	Point Illumination, green	Stainless Steel ,yes	Stainless Steel ,yes	MSM 22 PI green	1241.6633.1122000
IP40	5 / 3 A	125 / 250 VAC	Point Illumination, blue	Stainless Steel ,yes	Stainless Steel ,yes	MSM 22 PI blue	1241.6633.1124000
IP40	5 / 3 A	125 / 250 VAC	Point Illumination, red / green	Stainless Steel ,yes	Stainless Steel ,yes	MSM 22 PI red / green	1241.6633.1126000

IP Switching Unit	Switching Current [A]	Switching Voltage [VAC/ VDC]	Illumination, LED	Housing Material, Torsion Protection	Actuator Material, Torsion Protection	Config. Code	Order Number
IP40	10 A	250 VAC	Point Illumination, red	Stainless Steel ,yes	Stainless Steel ,yes	MSM 22 PI red	1241.6633.1131000
IP40	10 A	250 VAC	Point Illumination, green	Stainless Steel ,yes	Stainless Steel ,yes	MSM 22 PI green	1241.6633.1132000
IP40	10 A	250 VAC	Point Illumination, blue	Stainless Steel ,yes	Stainless Steel ,yes	MSM 22 PI blue	1241.6633.1134000
IP40	100 mA	30 VDC	RI dotted, red, 24 VDC	Stainless Steel ,yes	Stainless Steel ,yes	MSM 22 RI red	1241.6634.1111000
IP40	100 mA	30 VDC	RI dotted, green, 24 VDC	Stainless Steel ,yes	Stainless Steel ,yes	MSM 22 RI green	1241.6634.1112000
IP40	100 mA	30 VDC	RI dotted, yellow, 24 VDC	Stainless Steel ,yes	Stainless Steel ,yes	MSM 22 RI yellow	1241.6634.1113000
IP40	100 mA	30 VDC	RI dotted, blue, 24 VDC	Stainless Steel ,yes	Stainless Steel ,yes	MSM 22 RI blue	1241.6634.1114000
IP40	5 / 3 A	125 / 250 VAC	RI dotted, red, 24 VDC	Stainless Steel ,yes	Stainless Steel ,yes	MSM 22 RI red	1241.6634.1121000
IP40	5 / 3 A	125 / 250 VAC	RI dotted, green, 24 VDC	Stainless Steel ,yes	Stainless Steel ,yes	MSM 22 RI green	1241.6634.1122000
IP40	5 / 3 A	125 / 250 VAC	RI dotted, yellow, 24 VDC	Stainless Steel ,yes	Stainless Steel ,yes	MSM 22 RI yellow	1241.6634.1123000
IP40	5 / 3 A	125 / 250 VAC	RI dotted, blue, 24 VDC	Stainless Steel ,yes	Stainless Steel ,yes	MSM 22 RI blue	1241.6634.1124000
IP40	5 / 3 A	125 / 250 VAC	RI dotted, white, 24 VDC	Stainless Steel ,yes	Stainless Steel ,yes	MSM 22 RI white	1241.6634.1125000
IP40	10 A	250 VAC	RI dotted, red, 24 VDC	Stainless Steel ,yes	Stainless Steel ,yes	MSM 22 RI red	1241.6634.1131000
IP40	10 A	250 VAC	RI dotted, green, 24 VDC	Stainless Steel ,yes	Stainless Steel ,yes	MSM 22 RI green	1241.6634.1132000
IP67	6 A	250 VAC	RI dotted, red, 24 VDC	Stainless Steel ,yes	Stainless Steel ,yes	MSM 22 RI red	1241.6634.1181000
IP67	6 A	250 VAC	RI dotted, green, 24 VDC	Stainless Steel ,yes	Stainless Steel ,yes	MSM 22 RI green	1241.6634.1182000
IP67	6 A	250 VAC	RI dotted, blue, 24 VDC	Stainless Steel ,yes	Stainless Steel ,yes	MSM 22 RI blue	1241.6634.1184000
IP40	100 mA	30 VDC	RI homogeneous, RGB, 24 VDC	Stainless Steel ,yes	Stainless Steel ,yes	MSM 22 RI RGB	3-102-773
IP40	10 A	250 VAC	RI homogeneous, RGB, 24 VDC	Stainless Steel ,yes	Stainless Steel ,yes	MSM 22 RI RGB	3-102-784
IP40	100 mA	30 VDC	RI homogeneous, red, 24 VDC	Stainless Steel ,yes	Stainless Steel ,yes	MSM 22 RI red	3-108-955
IP40	5 / 3 A	125 / 250 VAC	RI homogeneous, red, 24 VDC	Stainless Steel ,yes	Stainless Steel ,yes	MSM 22 RI red	3-108-956
IP40	10 A	250 VAC	RI homogeneous, red, 24 VDC	Stainless Steel ,yes	Stainless Steel ,yes	MSM 22 RI red	3-108-957
IP40	100 mA	30 VDC	RI homogeneous, green, 24 VDC	Stainless Steel ,yes	Stainless Steel ,yes	MSM 22 RI green	3-108-958
IP40	5 / 3 A	125 / 250 VAC	RI homogeneous, green, 24 VDC	Stainless Steel ,yes	Stainless Steel ,yes	MSM 22 RI green	3-108-959
IP40	10 A	250 VAC	RI homogeneous, green, 24 VDC	Stainless Steel ,yes	Stainless Steel ,yes	MSM 22 RI green	3-108-960
IP40	100 mA	30 VDC	RI homogeneous, blue, 24 VDC	Stainless Steel ,yes	Stainless Steel ,yes	MSM 22 RI blue	3-108-961
IP40	5 / 3 A	125 / 250 VAC	RI homogeneous, blue, 24 VDC	Stainless Steel ,yes	Stainless Steel ,yes	MSM 22 RI blue	3-108-972
IP40	10 A	250 VAC	RI homogeneous, blue, 24 VDC	Stainless Steel ,yes	Stainless Steel ,yes	MSM 22 RI blue	3-108-973
IP67	100 mA	250 VAC	RI homogeneous, RGB, 24 VDC	Stainless Steel ,yes	Stainless Steel ,yes	MSM 22 RI RGB	3-109-580

IP-Protection: IP67 from front side to contact area, Micro-Switch is available in versions IP40 or IP67, see Technical Data Micro-Switch

Variants with 6 A micro switch have IP67

The MOQ for standard laser lettering on standard variants is a packing unit.

5 VDC and 12 VDC RI variants (except for RGB) on request (MOQ 500 pieces)

Customer-specific versions available on request.

Special materials for use in salt and chlorinated environment on request.

The nut with gasket and micro switch are enclosed in the box.

Most Popular.

Availability for all products can be searched real-time: <https://www.schurter.com/en/Stock-Check/Stock-Check-SCHURTER>

Packaging unit 10 in box with insert or packed in air cushion bags



- Actuating elements in ESD safe packaging
- Screw nuts and sealing rings in a bag (enclosed in the box)
- Micro switches in a bag (enclosed in the box)

Accessories

Description



MSM Cover
 Protection cover for MSM 19 and MSM 22



Power Supply
 Power Supply IP42 for LED- and Illumination applications indoor 90~264 VAC => 24 VDC 0.34 A 8 W



Компания «ЭлектроПласт» предлагает заключение долгосрочных отношений при поставках импортных электронных компонентов на взаимовыгодных условиях!

Наши преимущества:

- Оперативные поставки широкого спектра электронных компонентов отечественного и импортного производства напрямую от производителей и с крупнейших мировых складов;
- Поставка более 17-ти миллионов наименований электронных компонентов;
- Поставка сложных, дефицитных, либо снятых с производства позиций;
- Оперативные сроки поставки под заказ (от 5 рабочих дней);
- Экспресс доставка в любую точку России;
- Техническая поддержка проекта, помощь в подборе аналогов, поставка прототипов;
- Система менеджмента качества сертифицирована по Международному стандарту ISO 9001;
- Лицензия ФСБ на осуществление работ с использованием сведений, составляющих государственную тайну;
- Поставка специализированных компонентов (Xilinx, Altera, Analog Devices, Intersil, Interpoint, Microsemi, Aeroflex, Peregrine, Syfer, Eurofarad, Texas Instrument, Miteq, Cobham, E2V, MA-COM, Hittite, Mini-Circuits, General Dynamics и др.);

Помимо этого, одним из направлений компании «ЭлектроПласт» является направление «Источники питания». Мы предлагаем Вам помощь Конструкторского отдела:

- Подбор оптимального решения, техническое обоснование при выборе компонента;
- Подбор аналогов;
- Консультации по применению компонента;
- Поставка образцов и прототипов;
- Техническая поддержка проекта;
- Защита от снятия компонента с производства.



Как с нами связаться

Телефон: 8 (812) 309 58 32 (многоканальный)

Факс: 8 (812) 320-02-42

Электронная почта: org@eplast1.ru

Адрес: 198099, г. Санкт-Петербург, ул. Калинина, дом 2, корпус 4, литера А.