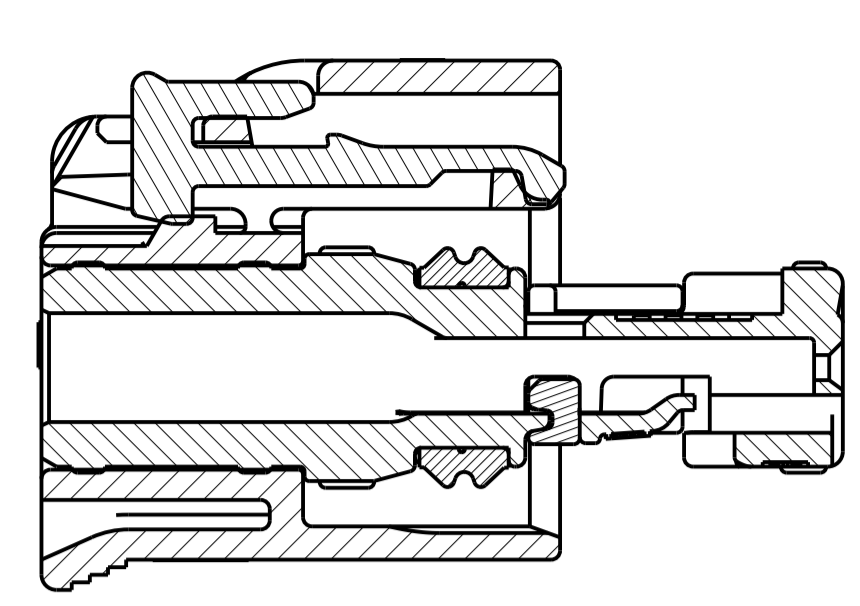
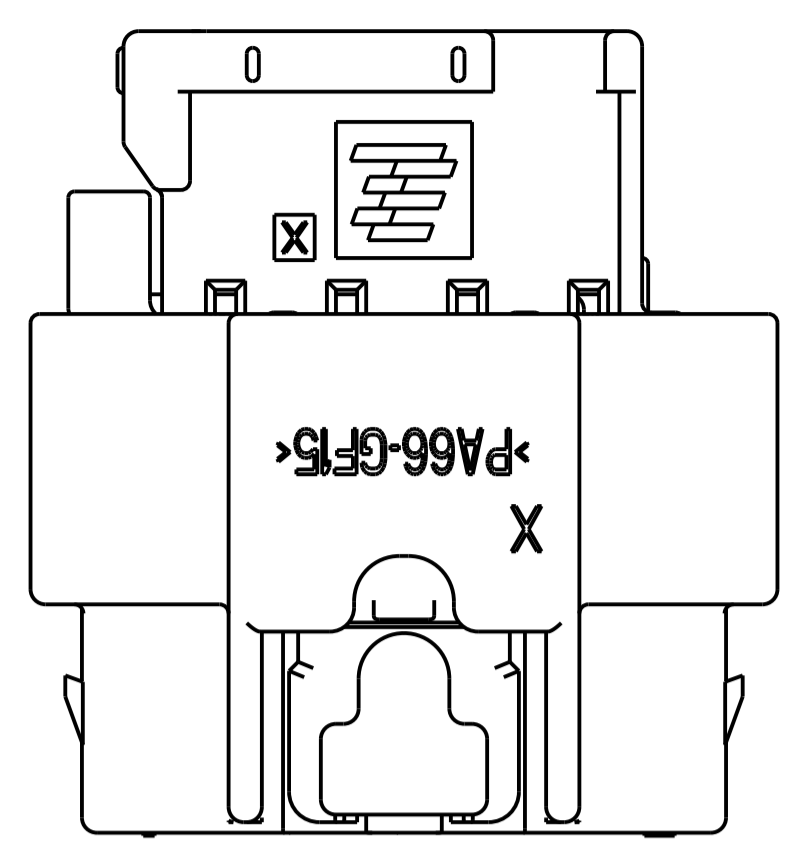
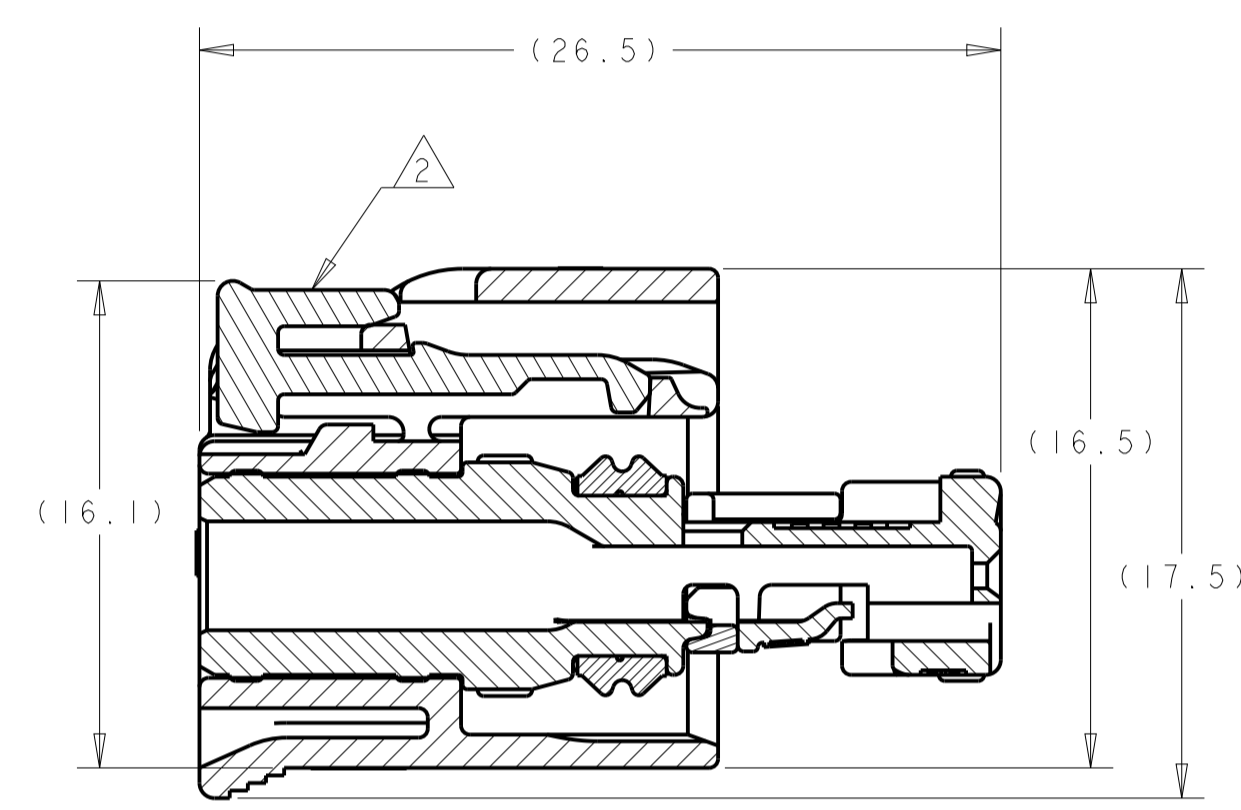


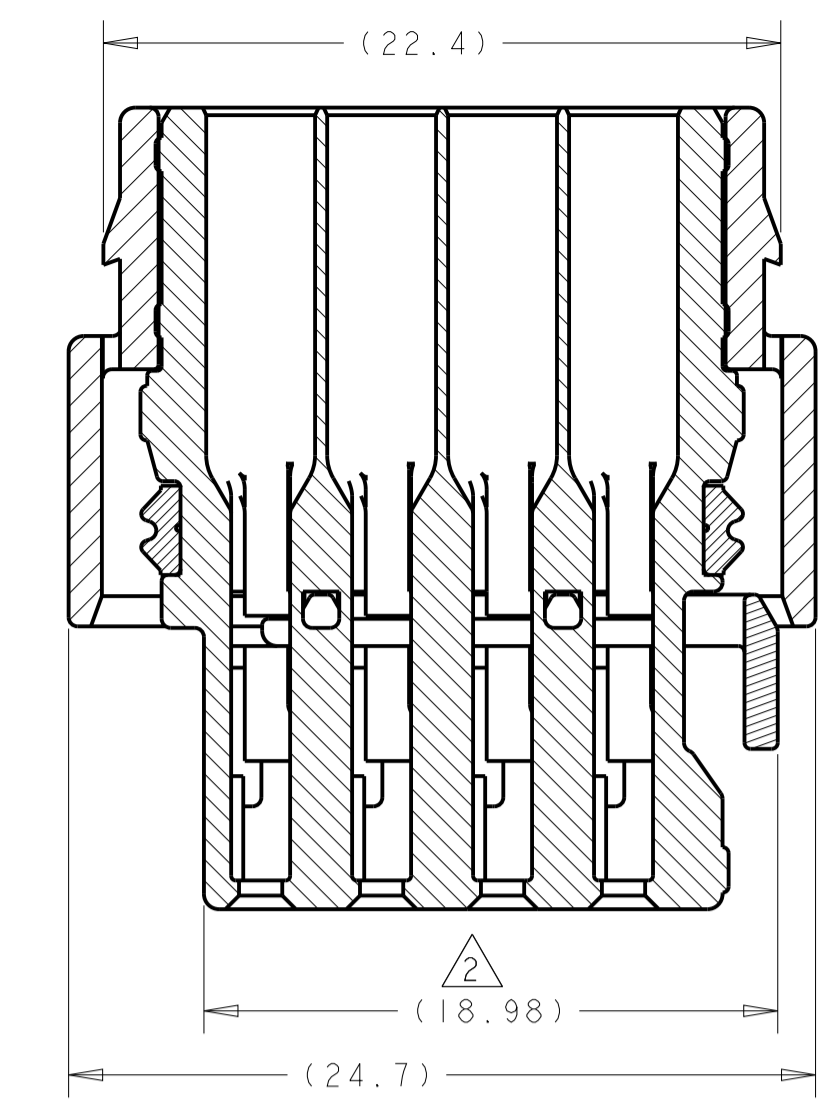
ISOMETRIC VIEWS
SCALE 3:1



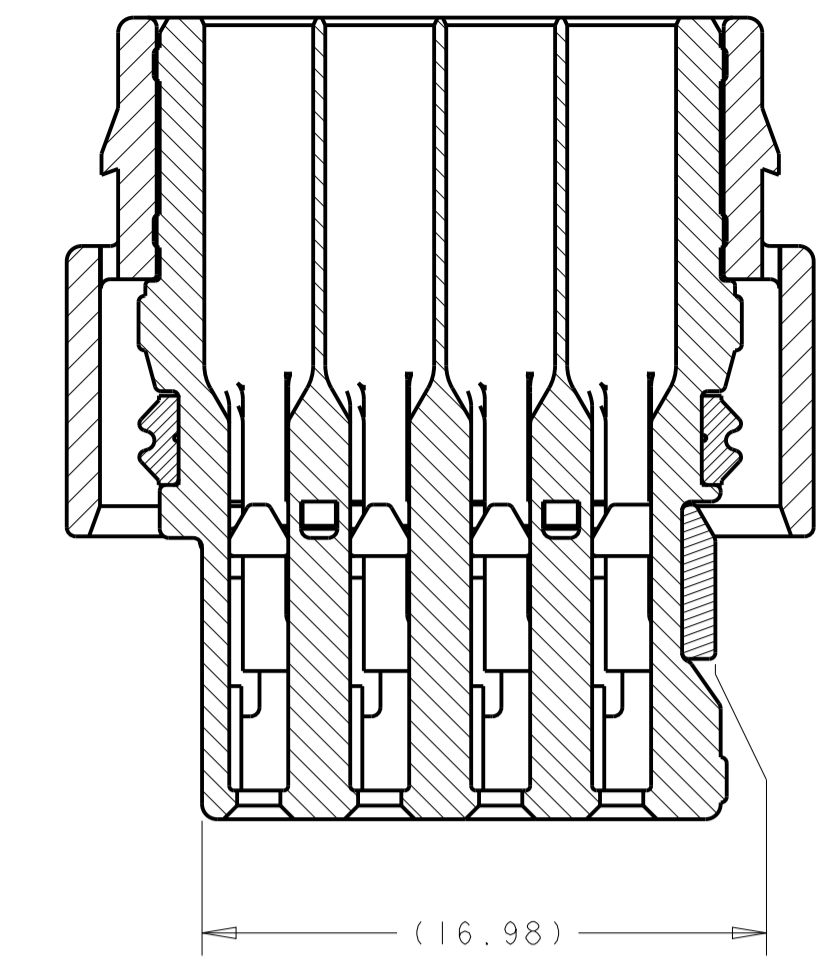
SECTION B-B
SHOWN WITH CPA (WHEN APPLICABLE)
IN IT'S LATCHED POSITION
FOR REFERENCE ONLY



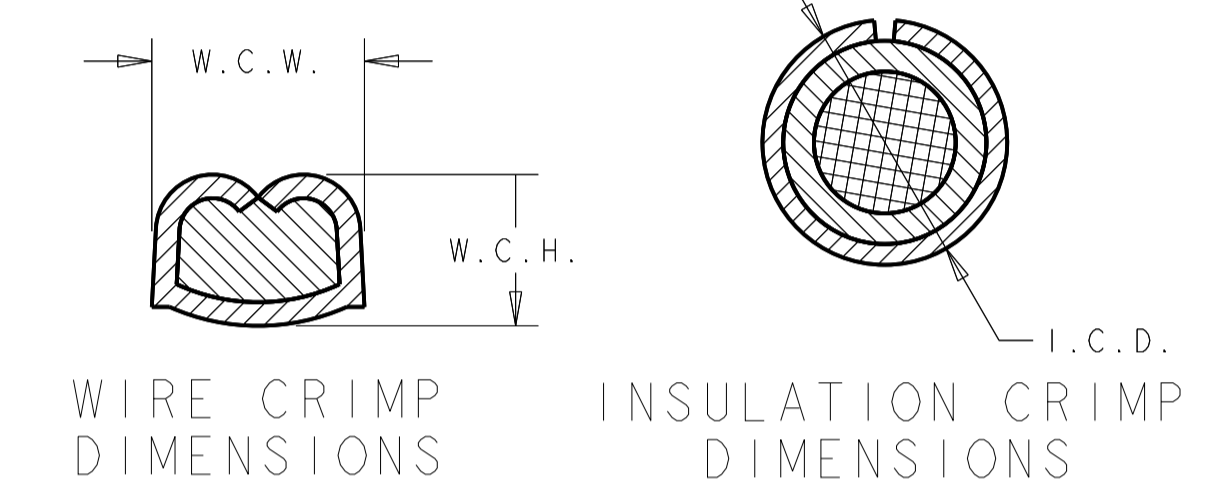
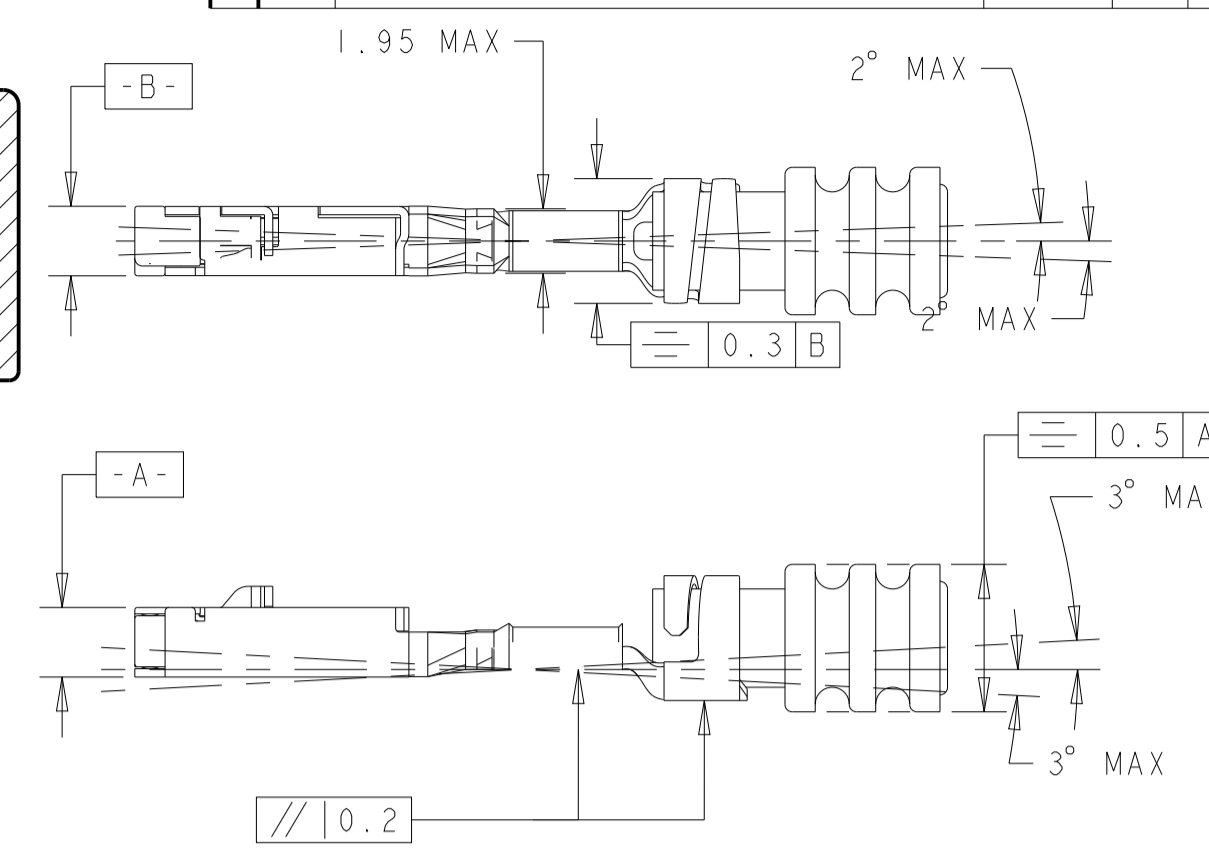
SECTION B-B



SECTION A-A

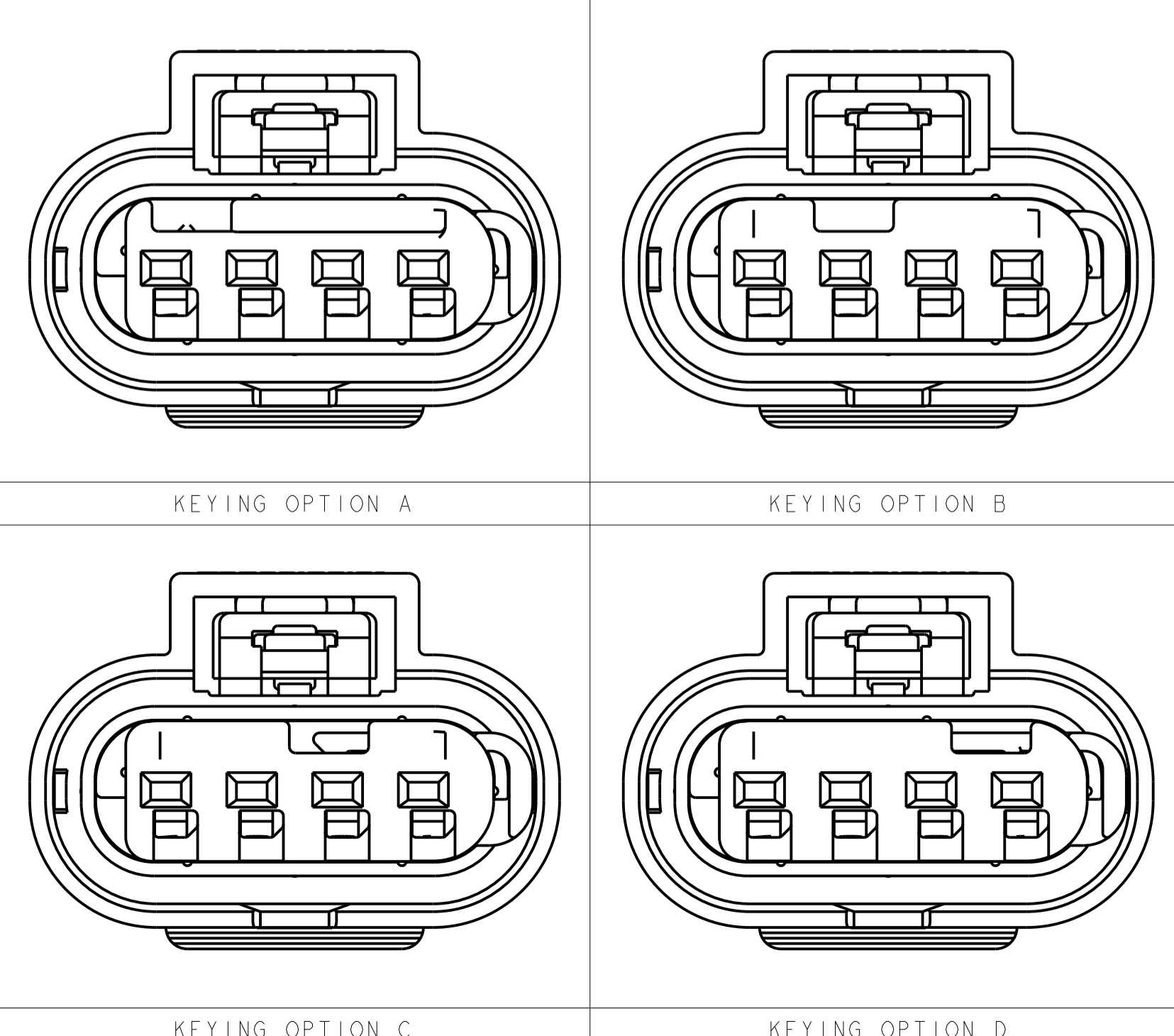


SECTION A-A
SHOWN WITH TPA
IN IT'S LATCHED POSITION
FOR REFERENCE ONLY



MAX TEMP	FEMALE TERMINAL PN	TERMINAL PLATING	AWG	APPLICABLE WIRE FINISHED O.D.	W.C.H.	W.C.W.	I.C.D.	WIRE SEAL PART NUMBER
125C	1670146-1	TIN	20	1.40 - 1.90mm	0.84 ±0.03	1.57 ±0.05	3.25 ±0.05	967067-1
125C	1670146-2	GOLD	20	1.40 - 1.90mm	0.84 ±0.03	1.57 ±0.05	3.25 ±0.05	967067-1
125C	1670146-3	SILVER	20	1.40 - 1.90mm	0.84 ±0.03	1.57 ±0.05	3.25 ±0.05	967067-1
125C	1418850-1	TIN	18	1.90 - 2.40mm	1.11 ±0.05	1.78 ±0.05	3.35 ±0.05	964972-1
125C	1418850-1	TIN	16	1.90 - 2.40mm	1.31 ±0.05	1.78 ±0.05	3.35 ±0.05	964972-1
125C	1418850-2	GOLD	18	1.90 - 2.40mm	1.11 ±0.05	1.78 ±0.05	3.35 ±0.05	964972-1
125C	1418850-2	GOLD	16	1.90 - 2.40mm	1.31 ±0.05	1.78 ±0.05	3.35 ±0.05	964972-1
125C	1418850-3	SILVER	18	1.90 - 2.40mm	1.11 ±0.05	1.78 ±0.05	3.35 ±0.05	964972-1
125C	1418850-3	SILVER	16	1.90 - 2.40mm	1.31 ±0.05	1.78 ±0.05	3.35 ±0.05	964972-1
150C	1670146-2	GOLD	20	1.40 - 1.90mm	0.84 ±0.03	1.57 ±0.05		2098582-1
150C	1670146-3	SILVER	20	1.40 - 1.90mm	0.84 ±0.03	1.57 ±0.05		2098582-1
150C	1418850-2	GOLD	18	1.40 - 1.90mm	1.11 ±0.05	1.78 ±0.05		2098582-1
150C	1418850-2	GOLD	16	1.40 - 1.90mm	1.31 ±0.05	1.78 ±0.05		2098582-1
150C	1418850-3	SILVER	18	1.40 - 1.90mm	1.11 ±0.05	1.78 ±0.05		2098582-1
150C	1418850-3	SILVER	16	1.40 - 1.90mm	1.31 ±0.05	1.78 ±0.05		2098582-1

KEYING CONFIGURATIONS



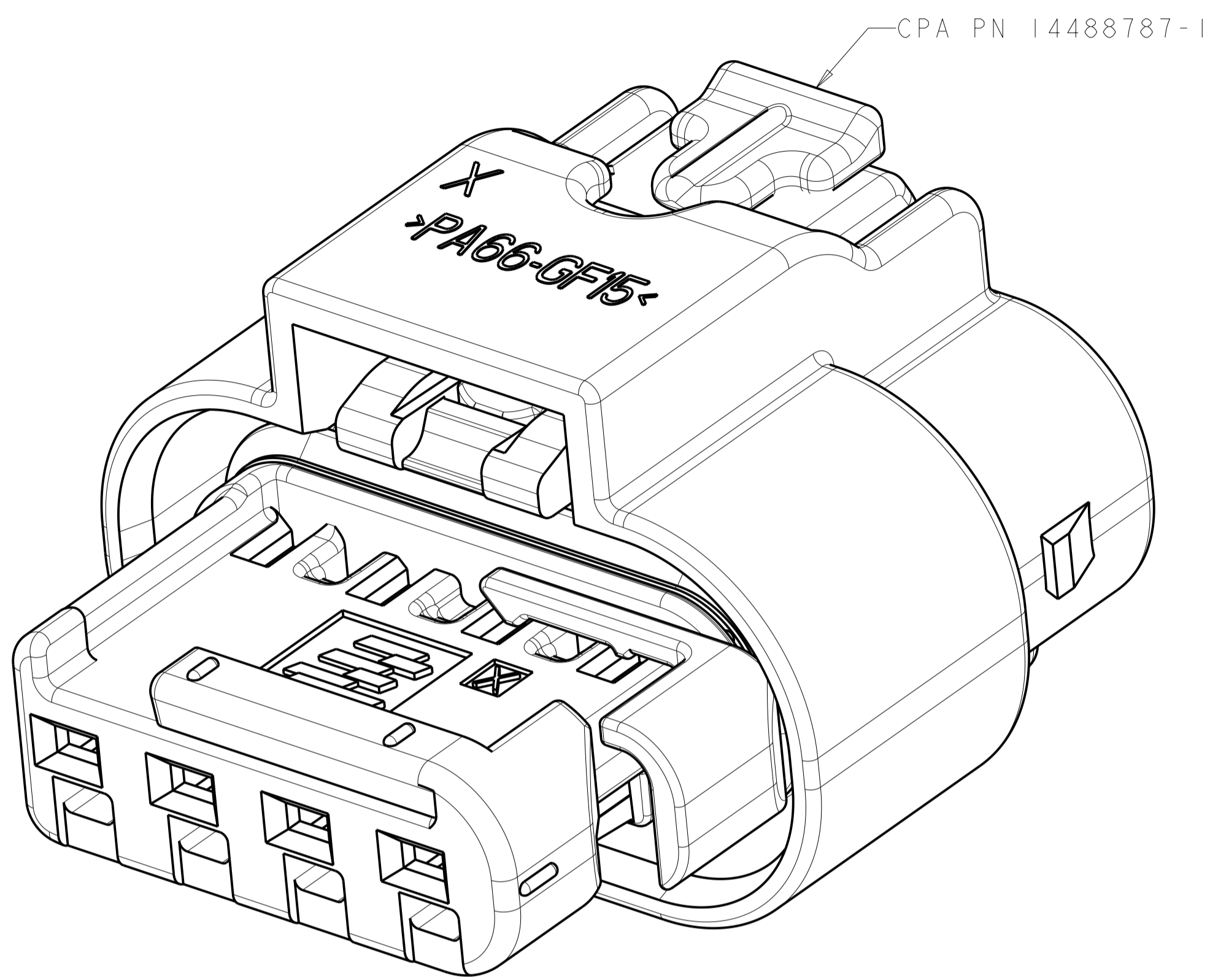
- PART NUMBER 1-1456426-5 SHOWN ON DRAWING.
- TPA AND CPA (WHEN APPLICABLE) ARE SHIPPED IN THEIR PRE-LATCHED POSITIONS. SEE INSTRUCTION SHEET 408-8968 FOR DIRECTIONS ON MOVING THE CPA AND TPA TO THE PRE-LATCHED POSITION, IF NECESSARY.
- TERMINALS SOLD SEPARATELY. FOR USE WITH TE MCON 1.2mm CLEAN BODY CONTACT WITH WIRE SEAL. SEE TE MCON 1.2-CB (CLEAN BODY) TABLE FOR APPLICABLE PART NUMBERS.
- APPLICABLE HEADER INTERFACE DRAWING 114-18679-3 IS AVAILABLE UPON REQUEST. A COPY OF THIS DRAWING CAN BE OBTAINED FROM THE TE CONNECTIVITY PRODUCT MANAGER, VIA YOUR TE CONNECTIVITY SALES REPRESENTATIVE OR CUSTOMER SERVICE.
- MINIMUM FEED THROUGH CONDITION WITH 1.0mm CLEARANCE ALL AROUND.
- NOTE LEFT BLANK INTENTIONALLY
- TRACEABILITY CODE (YY = TWO DIGIT YEAR, JJJ = 3 DIGIT JULIAN DAY, S = 1 DIGIT SHIFT) AND TE ASSEMBLY PART NUMBER PRINTED IN THIS LOCATION AT ASSEMBLY.
- FOR OPTIONAL TERMINAL CAVITY BLOCKING, USE TE CONNECTIVITY BLIND PLUG PART NUMBER 967056-1 FOR 125°C MAX TEMPERATURE.
- PROTOTYPE CONFIGURATION NOT SHOWN.
- PROTOTYPE ASSEMBLIES USE GERMAN OUTER HOUSING P/N: 1718657-1, CPA P/N: 1670193-1 AND SEAL P/N: 1718659-1.
- TPA ENGAGE FORCE: PRESET TO FULL >= 2 N AND <= 60 N.
- TPA DISENGAGE FORCE: DISENGAGE FROM FULL TO PRESET >= 2 N AND <= 60 N
- CPA ENGAGE FORCE: PRESET TO FULL WITHOUT CONECTORS MATED >= 40 N.
- CPA ENGAGE FORCE: PRESET TO FULL WITH CONNECTORS MATED <30 N.
- POLARIZATION FEATURE EFFECTIVENESS:
CONNECTOR MATED TURNED 180° NO MATING > 125 N.
WRONG KEYING NO MATING > 125 N.
- VALIDATED UP TO USACAR-2 TEMPERATURE CLASS IV (150°C).
- SEE INSTRUCTION SHEET 408-8928.
- I.C.D IS DEPENDENT UPON WIRE INSULATION TYPE AND OD. MUST BE SUFFICIENT TO GRIP SEAL SO IT DOES NOT SLIDE OUT OF INSULATION CRIMP WHEN INSERTING INTO CONNECTOR CAVITY BUT NOT TEAR THE SEAL.
- REFERENCE ISOMETRIC VIEWS ON SHEET 2.

RELEASED	2138907-1	GRAY	D	4-1456426-4
RELEASED	2138907-1	BLUE	C	4-1456426-3
RELEASED	2138907-1	NATURAL	B	4-1456426-2
RELEASED	2138907-1	BLACK	A	4-1456426-1
RELEASED	1488787-1	GRAY	D	1-1456426-8
RELEASED	1488787-1	BLUE	C	1-1456426-7
RELEASED	1488787-1	NATURAL	B	1-1456426-6
RELEASED	1488787-1	BLACK	A	1-1456426-5
RELEASED	N/A	GRAY	D	1-1456426-4
RELEASED	N/A	BLUE	C	1-1456426-3
RELEASED	N/A	NATURAL	B	1-1456426-2
RELEASED	N/A	BLACK	A	1-1456426-1
OBSOLETE				1456426-0
OBSOLETE				1456426-7
OBSOLETE				1456426-6
OBSOLETE				1456426-5
OBSOLETE				1456426-4
OBSOLETE				1456426-3
OBSOLETE				1456426-2
OBSOLETE				1456426-1
STATUS	CPA	COLOR	KEY	PART NUMBER
			INNER HOUSING	

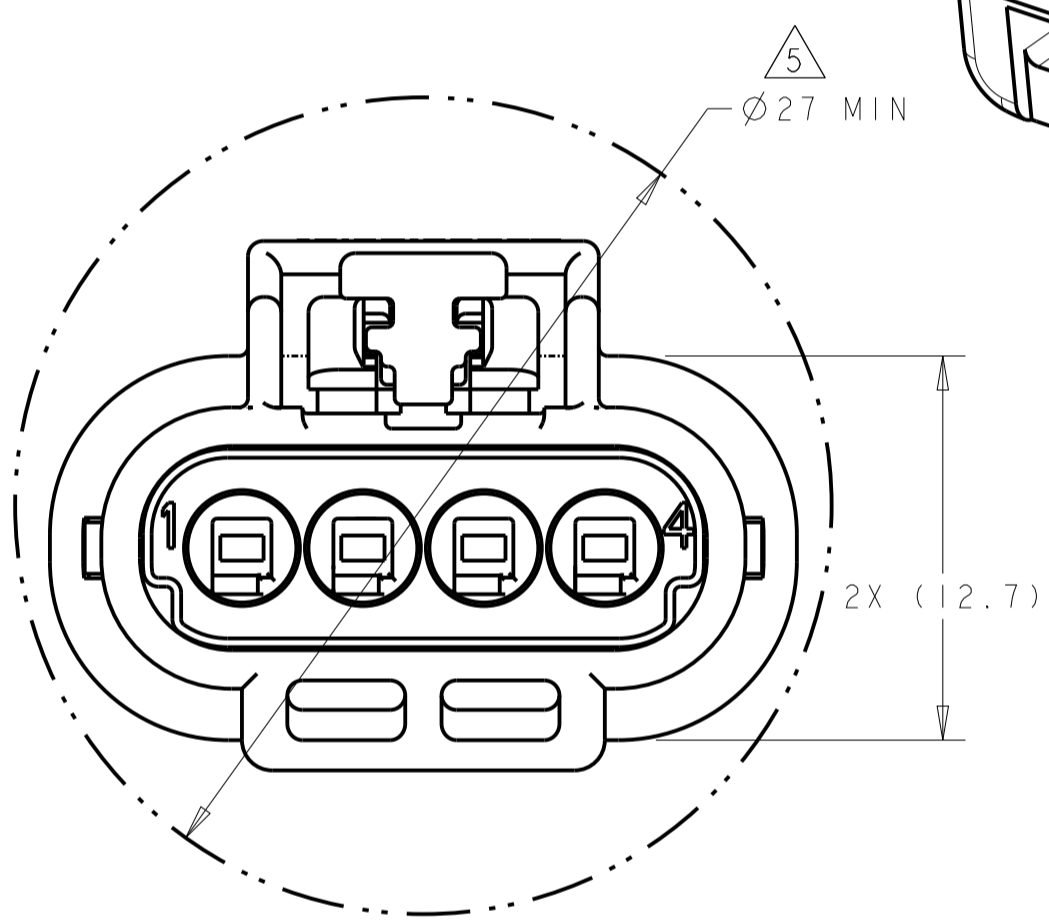
THIS DRAWING IS A CONTROLLED DOCUMENT. OWN: FORNLSKA, 25SEP2006. CHK: G. MARTIN, 25SEP2006. G. MARTIN, 25SEP2006. NAME: PRODUCT SPEC. APPLICATION SPEC. SIZE: CAGE CODE DRAWING NO. RESTRICTED TO. WEIGHT: 4.3gms. A100779C=1456426. SCALE: 4:1 SHEET 1 OF 2 REV: B3.

REVISIONS				
P.	LTM	DESCRIPTION	DATE	OWN APVD
-	-	SEE SHEET 1	-	-

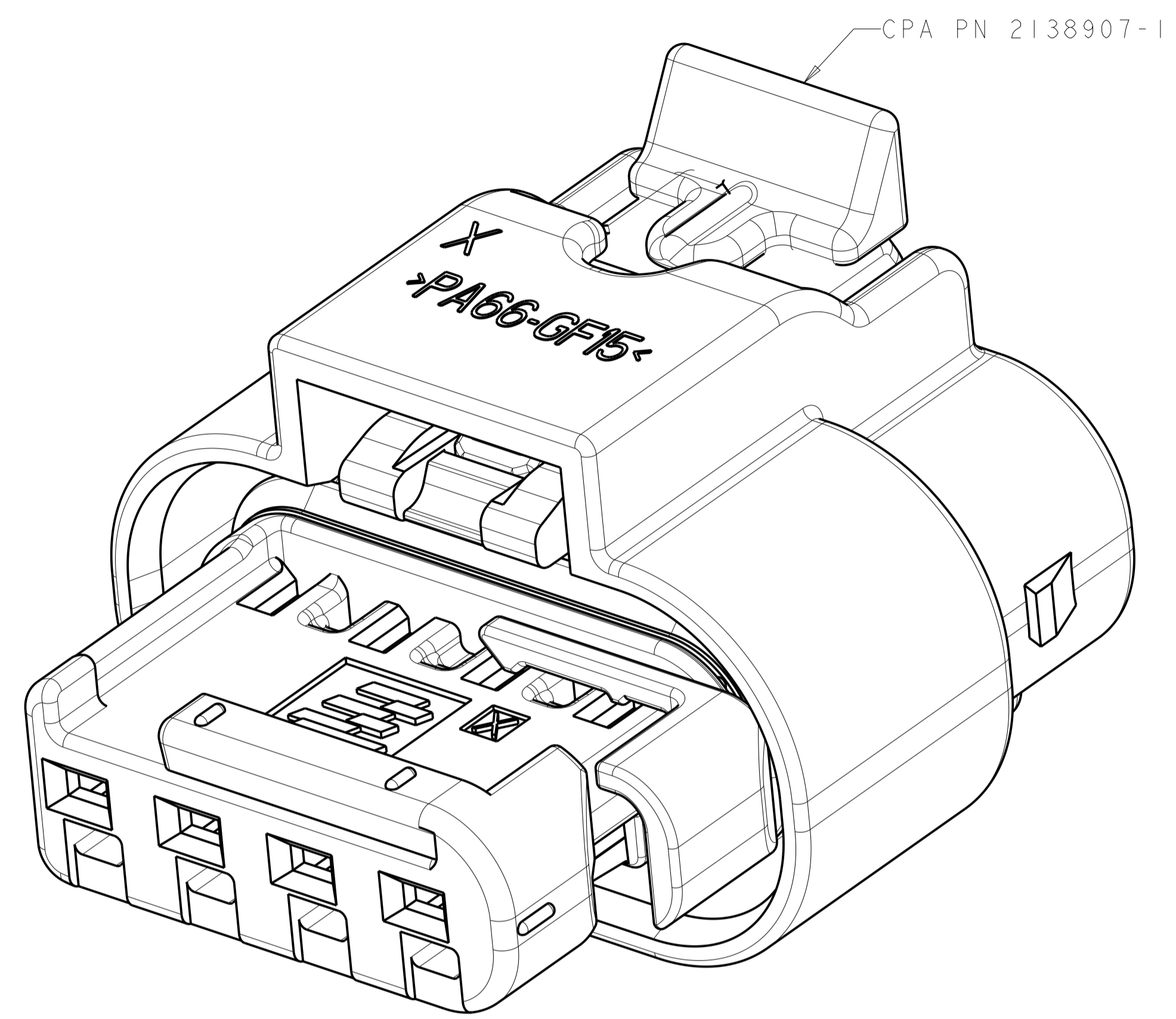
ISOMETRIC VIEWS



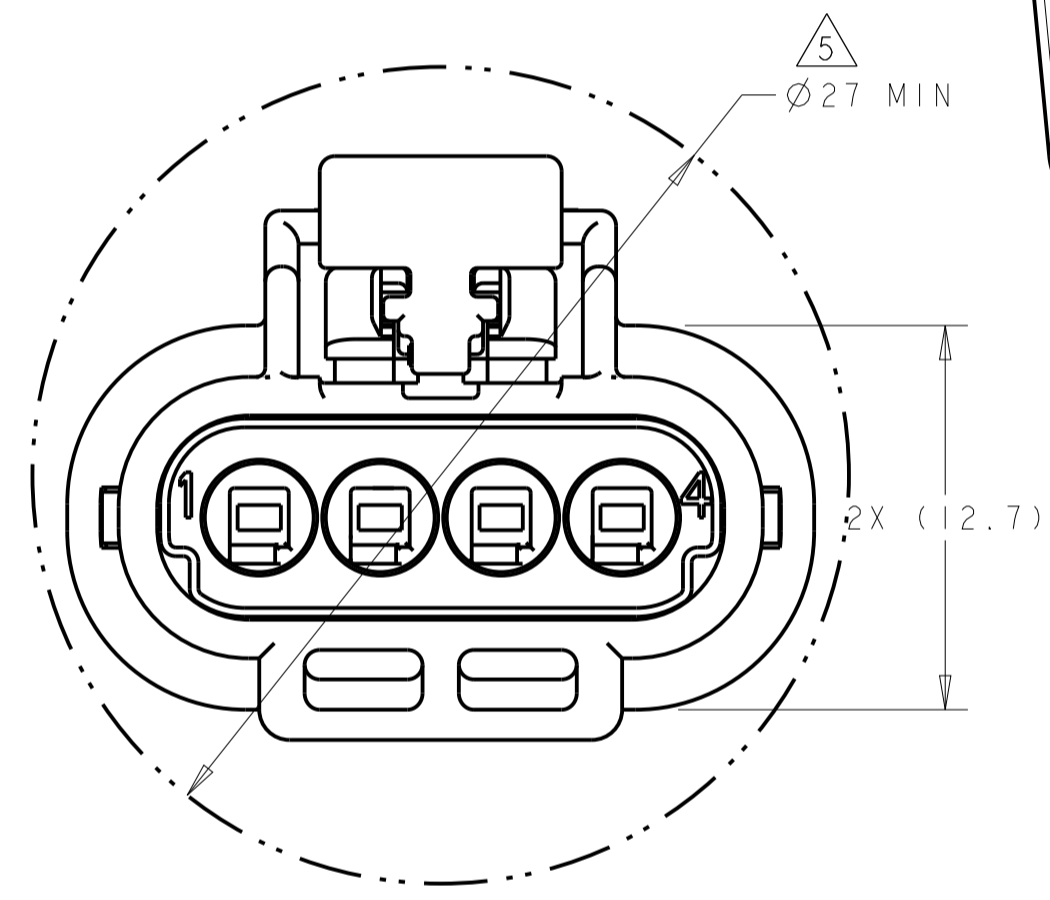
PN 1-1456426-5 SHOWN
SCALE 8:1



FEED THROUGH CONDITION



PN 4-1456426-1 SHOWN
SCALE 8:1



FEED THROUGH CONDITION

THIS DRAWING IS A CONTROLLED DOCUMENT.		OWN: M. FORLSKA 25SEP2006	TE Connectivity
DIMENSIONS: mm		CHK: G. MARTIN 25SEP2006	
TOLERANCES UNLESS OTHERWISE SPECIFIED:		APVD: G. MARTIN 25SEP2006	NAME: CONNECTOR ASSEMBLY, FEMALE, 4 POSITION SEALED, 1.2mm STANDARD LATCH VERSION
0 PLC ±	1 PLC ±0.3	PRODUCT SPEC	SIZE: A100779C=1456426
2 PLC ±0.10	3 PLC ±	APPLICATION SPEC	RESTRICTED TO
4 PLC ±	ANGLES ±	WEIGHT: 4.3gms	SCALE: 4:1 SHEET 2 OF 2 REV: B.3
MATERIAL: SEE TABLE	FINISH: -	CUSTOMER DRAWING	



Компания «ЭлектроПласт» предлагает заключение долгосрочных отношений при поставках импортных электронных компонентов на взаимовыгодных условиях!

Наши преимущества:

- Оперативные поставки широкого спектра электронных компонентов отечественного и импортного производства напрямую от производителей и с крупнейших мировых складов;
- Поставка более 17-ти миллионов наименований электронных компонентов;
- Поставка сложных, дефицитных, либо снятых с производства позиций;
- Оперативные сроки поставки под заказ (от 5 рабочих дней);
- Экспресс доставка в любую точку России;
- Техническая поддержка проекта, помощь в подборе аналогов, поставка прототипов;
- Система менеджмента качества сертифицирована по Международному стандарту ISO 9001;
- Лицензия ФСБ на осуществление работ с использованием сведений, составляющих государственную тайну;
- Поставка специализированных компонентов (Xilinx, Altera, Analog Devices, Intersil, Interpoint, Microsemi, Aeroflex, Peregrine, Syfer, Eurofarad, Texas Instrument, Miteq, Cobham, E2V, MA-COM, Hittite, Mini-Circuits, General Dynamics и др.);

Помимо этого, одним из направлений компании «ЭлектроПласт» является направление «Источники питания». Мы предлагаем Вам помощь Конструкторского отдела:

- Подбор оптимального решения, техническое обоснование при выборе компонента;
- Подбор аналогов;
- Консультации по применению компонента;
- Поставка образцов и прототипов;
- Техническая поддержка проекта;
- Защита от снятия компонента с производства.



Как с нами связаться

Телефон: 8 (812) 309 58 32 (многоканальный)

Факс: 8 (812) 320-02-42

Электронная почта: org@eplast1.ru

Адрес: 198099, г. Санкт-Петербург, ул. Калинина, дом 2, корпус 4, литера А.