3M™ DIN R-Form Plug

Vertical, Solder Tail or Press-Fit Termination

DIN 41612 Series



- Early mate late break (EMLB) grounding contacts for hot swapping
- Select load capability
- Expanded pin counts
- Optional press-fit or solder tail termination
- Mates with C-form and R-form sockets
- Optional retention clip
- See the Regulatory Information Appendix (RIA) in the "RoHS compliance" section of www.3M.com/Interconnects for compliance information (RIA E1 & C1 apply)

Date Modified: February 2, 2010

TS-2307-E
Sheet 1 of 3

Physical

Insulation:

Material: Glass Filled Polyester (PBT)

Flammability: UL 94V-0

Color: Gray

Contact:

Material: Copper Alloy

Plating:

Underplating: 50 µ" Min.Nickel

Wiping Area: See Ordering Information

Termination: See Ordering Information

Electrical

Current Rating: 3.0A at 30°C T-rise above Ambient

Contact Resistance: ≤20 mΩ

Insulation Resistance: ≥1,000 MΩ, $100V_{DC}$

Withstanding Voltage: 1,000 V_{AC} for 1 minute

Environmental

Temperature Rating: -55°C to 125°C

Process Temperature Rating: Maximum Insulator Temperature 191°C (solder wave process only)

UL File No.: E68080

3M is a trademark of 3M Company.

For technical, sales or ordering information call
800-225-5373

3M™ DIN R-Form Plug

Vertical, Solder Tail or Press-Fit Termination

DIN 41612 Series

Table 1

Contact Quantity	Part Number	A	B	D	E
16	DIN-016RPA-XXX-XXXX	54.40 [2.142]	44.60 [1.756]	50.00 [1.969]	38.10 [1.500]
32	DIN-032RPB-XXX-XXXX	54.40 [2.142]	44.60 [1.756]	50.00 [1.969]	38.10 [1.500]
48	DIN-048RPC-XXX-XXXX	54.40 [2.142]	44.60 [1.756]	50.00 [1.969]	38.10 [1.500]
32	DIN-032RPD-XXX-XXXX	54.40 [2.142]	44.60 [1.756]	50.00 [1.969]	38.10 [1.500]
16	DIN-016RPE-XXX-XXXX	54.40 [2.142]	44.60 [1.756]	50.00 [1.969]	38.10 [1.500]
32	DIN-032RPA-XXX-XXXX	95.00 [3.740]	85.20 [3.354]	90.00 [3.543]	78.74 [3.100]
64	DIN-064RPB-XXX-XXXX	95.00 [3.740]	85.20 [3.354]	90.00 [3.543]	78.74 [3.100]
96	DIN-096RPC-XXX-XXXX	95.00 [3.740]	85.20 [3.354]	90.00 [3.543]	78.74 [3.100]
64	DIN-064RPD-XXX-XXXX	95.00 [3.740]	85.20 [3.354]	90.00 [3.543]	78.74 [3.100]
32	DIN-032RPE-XXX-XXXX	95.00 [3.740]	85.20 [3.354]	90.00 [3.543]	78.74 [3.100]
40	DIN-040RPA-XXX-XXXX	115.40 [4.543]	105.52 [4.154]	110.32 [4.343]	99.06 [3.900]
80	DIN-080RPB-XXX-XXXX	115.40 [4.543]	105.52 [4.154]	110.32 [4.343]	99.06 [3.900]
120	DIN-120RPC-XXX-XXXX	115.40 [4.543]	105.52 [4.154]	110.32 [4.343]	99.06 [3.900]
80	DIN-080RPD-XXX-XXXX	115.40 [4.543]	105.52 [4.154]	110.32 [4.343]	99.06 [3.900]
40	DIN-040RPE-XXX-XXXX	115.40 [4.543]	105.52 [4.154]	110.32 [4.343]	99.06 [3.900]

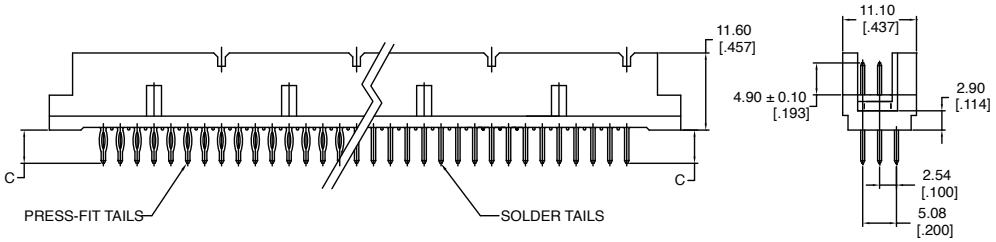

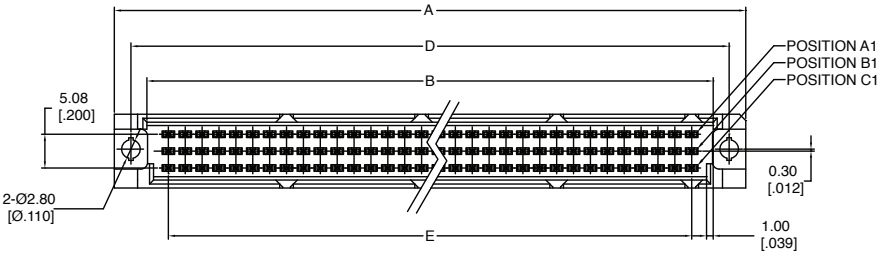

mm
[inch]

Tolerance Unless Noted			
	X.	.X	.XX
mm	± 0.50	± 0.25	± 0.15

[ ] Dimension for Reference Only

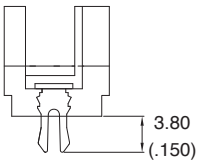

R1 with Retention Clip

TS-2307-E
Sheet 2 of 3

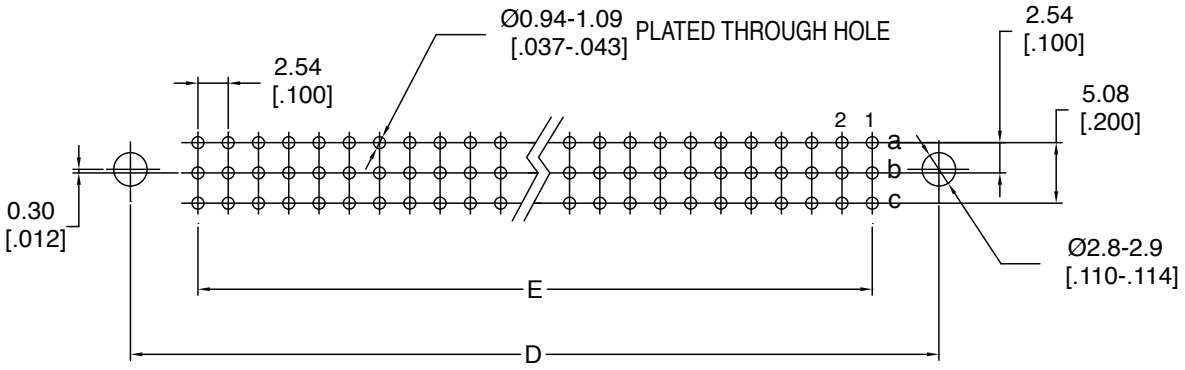

RECOMMENDED PCB LAYOUT

Ordering Information

DIN - XXXRP X - XXX - XX

Contact Quantity
SEE TABLE 1

A = A Row only (see note)
B = Rows A & C Filled
C = Rows A, B & C Filled
D = Rows A & B Filled
E = B Row only (see note)

Termination Options:
SEE TABLE 2

Plating Options:
SH = 1 - 3 μ" Gold on Contact
120 - 200 μ" Matte Tin on Terminal
FJ = 10 - 20 μ" Gold on Contact
120 - 200 μ" Matte Tin on Terminal
KR = 30 - 40 μ" Gold on Contact
120 - 200 μ" Matte Tin on Terminal
HM = 3 μ" Gold on Contact, 7 μ" Min. PdNi
120 - 200 μ" Matte Tin on Terminal
KV = 30 μ" Gold on contact area, 1 - 3 μ" Gold on Board Termination

TABLE 2		
SOLDER TERMINATION OPTION NO.	DIM "C" mm (in)	Comment
R1	3.75 (.148)	with retention
S1	3.75 (.148)	no retention
W	14.70 (.579)	no retention
PRESS-FIT TERMINATION OPTION NO.		
DPS	5.00 (.197)	
DPW1	13.25 (.522)	

Note: A and E options are currently not covered in UL File No. E68080.
• This diagram serves only for Part Number descriptive definitions.
PLEASE CONTACT YOUR LOCAL SALES REPRESENTATIVE FOR CUSTOMER SPECIFIC PRODUCT CONFIGURATIONS.

3M
Electronic Solutions Division
Interconnect Solutions
http://www.3Mconnector.com

3M is a trademark of 3M Company.

For technical, sales or ordering information call
800-225-5373

Important Notice

All statements, technical information, and recommendations related to 3M's products are based on information believed to be reliable, but the accuracy or completeness is not guaranteed. Before using this product, you must evaluate it and determine if it is suitable for your intended application. You assume all risks and liability associated with such use. Any statements related to the product which are not contained in 3M's current publications, or any contrary statements contained on your purchase order shall have no force or effect unless expressly agreed upon, in writing, by an authorized officer of 3M.

Warranty; Limited Remedy; Limited Liability.

This product will be free from defects in material and manufacture for a period of one (1) year from the time of purchase. **3M MAKES NO OTHER WARRANTIES INCLUDING, BUT NOT LIMITED TO, ANY IMPLIED WARRANTY OF MERCHANTABILITY OR FITNESS FOR A PARTICULAR PURPOSE.** If this product is defective within the warranty period stated above, your exclusive remedy shall be, at 3M's option, to replace or repair the 3M product or refund the purchase price of the 3M product. **Except where prohibited by law, 3M will not be liable for any indirect, special, incidental or consequential loss or damage arising from this 3M product, regardless of the legal theory asserted.**

3M Electronics Solutions Division
6801 River Place Blvd.
Austin, TX 78726-9000
U.S.A.
1-800-225-5373
www.3Mconnector.com

Please recycle. Printed in USA.
© 3M 2010. All rights reserved.
RIA-2217B-E
3M is a trademark of 3M Company.

Компания «ЭлектроПласт» предлагает заключение долгосрочных отношений при поставках импортных электронных компонентов на взаимовыгодных условиях!

Наши преимущества:

- Оперативные поставки широкого спектра электронных компонентов отечественного и импортного производства напрямую от производителей и с крупнейших мировых складов;
- Поставка более 17-ти миллионов наименований электронных компонентов;
- Поставка сложных, дефицитных, либо снятых с производства позиций;
- Оперативные сроки поставки под заказ (от 5 рабочих дней);
- Экспресс доставка в любую точку России;
- Техническая поддержка проекта, помощь в подборе аналогов, поставка прототипов;
- Система менеджмента качества сертифицирована по Международному стандарту ISO 9001;
- Лицензия ФСБ на осуществление работ с использованием сведений, составляющих государственную тайну;
- Поставка специализированных компонентов (Xilinx, Altera, Analog Devices, Intersil, Interpoint, Microsemi, Aeroflex, Peregrine, Syfer, Eurofarad, Texas Instrument, Miteq, Cobham, E2V, MA-COM, Hittite, Mini-Circuits,General Dynamics и др.);

Помимо этого, одним из направлений компании «ЭлектроПласт» является направление «Источники питания». Мы предлагаем Вам помощь Конструкторского отдела:

- Подбор оптимального решения, техническое обоснование при выборе компонента;
- Подбор аналогов;
- Консультации по применению компонента;
- Поставка образцов и прототипов;
- Техническая поддержка проекта;
- Защита от снятия компонента с производства.

Как с нами связаться

Телефон: 8 (812) 309 58 32 (многоканальный)
Факс: 8 (812) 320-02-42
Электронная почта: org@eplast1.ru
Адрес: 198099, г. Санкт-Петербург, ул. Калинина, дом 2, корпус 4, литера А.