


# Bolt-in Style Filter Plates

The Bolt-in style plate provides an excellent method for electronic system interface and EMI filtering. Bolt-in filter plates are available in a variety of plate sizes and up to 74 lines per plate in hi-density (2mm) and 60 pins per plate in standard density (.100"). On the larger plate sizes, Spectrum ensures structural integrity through a unique, patent pending, coining process. The drawing on page 111 shows an electronic system utilizing Bolt-in style filter plates.



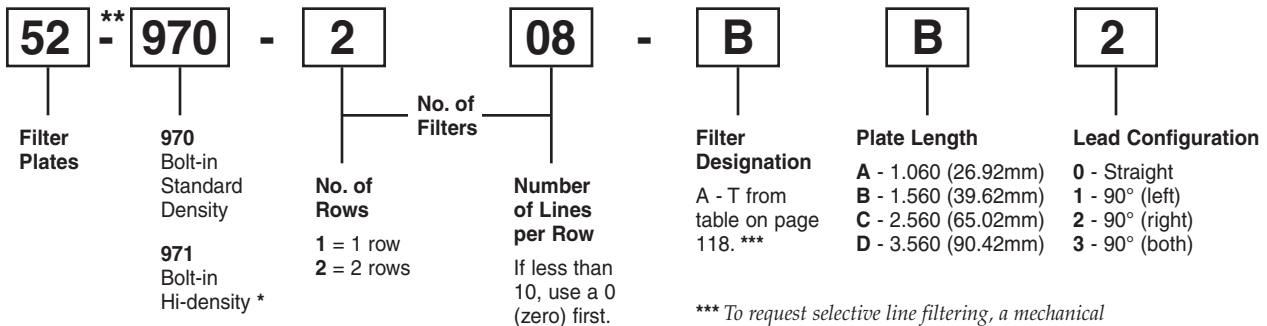
## Bolt-in Filter Plate Advantages

- Eliminates the need to assemble filters into a bulkhead
- Excellent filtering from 5 MHz to 1 GHz
- Total cost savings vs. customer installed discrete filter elements
- Ideal for isolation of electronic compartments to suppress EMI
- Outperforms surface mount filters over 50 MHz
- Improved reliability
- Mixed capacitance values and schematics
- Maximize real estate on PCB
- Available in RoHS compliant versions

## Ordering Information

**Example: 52-970-208-BB2**

The part number shown represents a Bolt-in style filter plate with 2 rows, 8 filters per row. Filters are C style with a capacitance value of 100pF. The plate length is 1.560", and the leads are bent 90° to the right side.

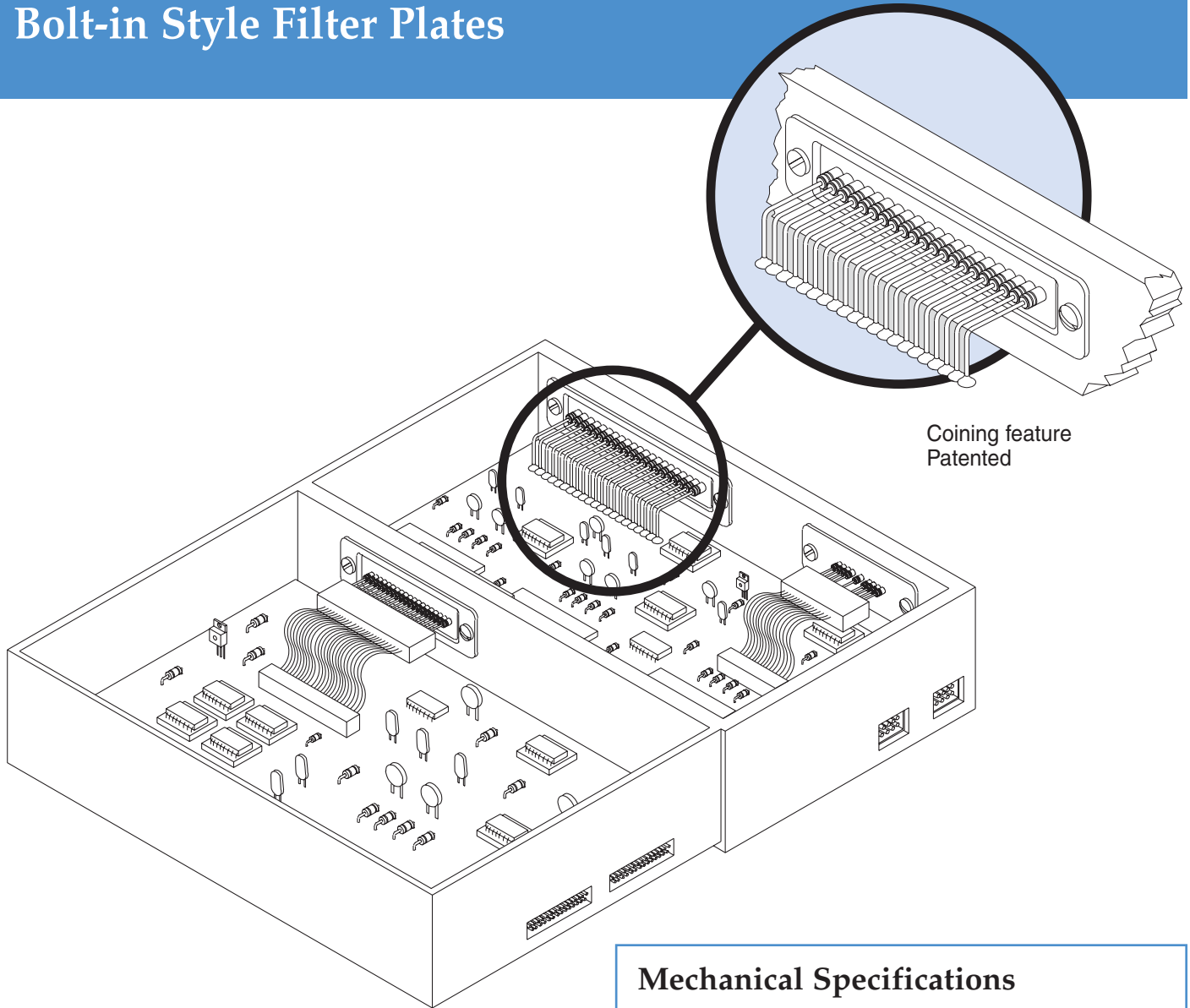


\* Maximum capacitance up to 4000pF C style filter

\*\*Replace "-" with "F" for RoHS complaint version

\*\*\* To request selective line filtering, a mechanical configuration or material specification not shown in this catalog, please complete and forward the design inquiry form on page 121. We will review your request and provide you with a part number.

# Bolt-in Style Filter Plates



Coining feature  
Patented

## Mechanical Specifications

### Base Plate

**Material**..... Brass UNS C26000/C27000

### Base Plate

**Thickness**..... .020 inches (.51mm)

**Plating**..... Tin,  
RoHS version will be silver

**Lead Material**..... Copper alloy

**Lead Plating**..... Gold plate

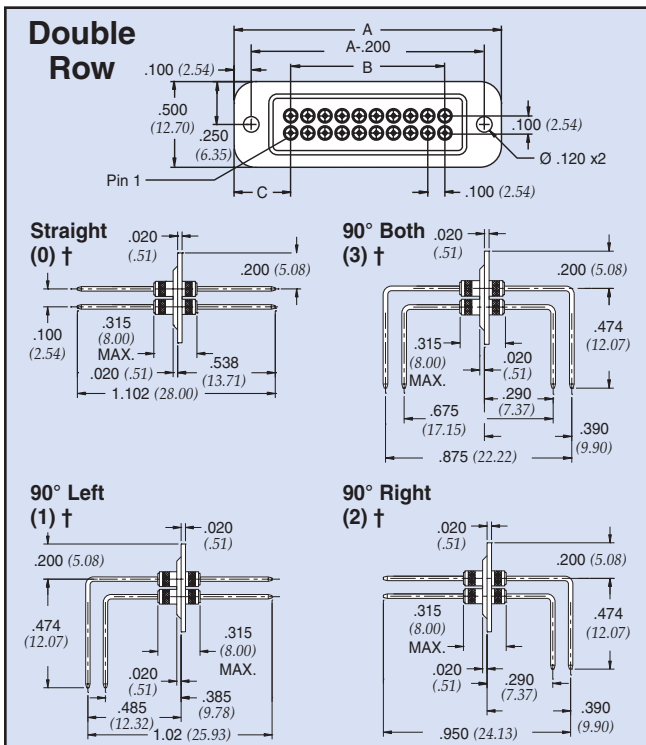
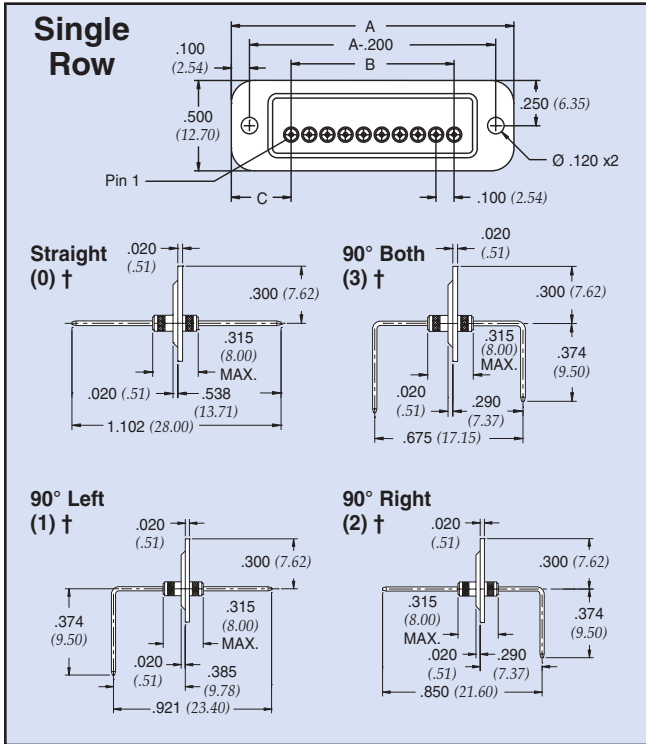
**Lead Diameter**.....  $\varnothing$  .025" (.64mm)  
for 0.100" centers (2.54mm)  
 $\varnothing$  .020 (.51mm)  
for 0.079" centers (2.00mm)

**Current Rating**..... 5 Amps for .025" (.64mm)  $\varnothing$   
3 Amps for .020" (.51mm)  $\varnothing$

# Bolt-in Style Filter Plates

## Standard Density Centers .100"

**Dimensions:** inches and (mm)  
**Lead Spacing:** .100" (2.54 mm)



Coining feature patented  
 † Refers to lead configuration for part number/ordering information

Plate length (A)	No. of filtered lines per row	52-970-XXX-XXX	
		B	C
1.060 * (26.92)	1	0 (0.00)	0.53 (13.46)
	2	0.1 (2.54)	0.43 (10.92)
	3	0.2 (5.08)	0.43 (10.92)
	4	0.3 (7.62)	0.33 (8.38)
	5	0.4 (10.16)	0.33 (8.38)
1.560 * (39.62)	1	0.0 (0.00)	0.73 (18.54)
	2	0.1 (2.54)	0.73 (18.54)
	3	0.2 (5.08)	0.63 (16.00)
	4	0.3 (7.62)	0.63 (16.00)
	5	0.4 (10.16)	0.53 (13.46)
	6	0.5 (12.70)	0.53 (13.46)
	7	0.6 (15.24)	0.43 (10.92)
	8	0.7 (17.78)	0.43 (10.92)
	9	0.8 (20.32)	0.33 (8.38)
	10	0.9 (22.86)	0.33 (8.38)
2.560 (65.02)	5	0.4 (10.16)	1.03 (26.16)
	6	0.5 (12.70)	1.03 (26.16)
	7	0.6 (15.24)	0.93 (23.62)
	8	0.7 (17.78)	0.93 (23.62)
	9	0.8 (20.32)	0.83 (21.08)
	10	0.9 (22.86)	0.83 (21.08)
	11	1.0 (25.40)	0.73 (18.54)
	12	1.1 (27.94)	0.73 (18.54)
	13	1.2 (30.48)	0.63 (16.00)
	14	1.3 (33.02)	0.63 (16.00)
	15	1.4 (35.56)	0.53 (13.46)
	16	1.5 (38.10)	0.53 (13.46)
	17	1.6 (40.64)	0.43 (10.92)
	18	1.7 (43.18)	0.43 (10.92)
	19	1.8 (45.72)	0.33 (8.38)
20	1.9 (48.26)	0.33 (8.38)	
3.560 (90.42)	13	1.2 (30.48)	1.13 (27.70)
	14	1.3 (33.02)	1.13 (27.70)
	15	1.4 (35.56)	1.03 (26.16)
	16	1.5 (38.10)	1.03 (26.16)
	17	1.6 (40.64)	0.93 (23.62)
	18	1.7 (43.18)	0.93 (23.62)
	19	1.8 (45.72)	0.83 (21.08)
	20	1.9 (48.26)	0.83 (21.08)
	21	2.0 (50.80)	0.73 (18.54)
	22	2.1 (53.34)	0.73 (18.54)
	23	2.2 (55.88)	0.63 (16.00)
	24	2.3 (58.42)	0.63 (16.00)
	25	2.4 (60.96)	0.53 (13.46)
	26	2.5 (63.50)	0.53 (13.46)
	27	2.6 (66.04)	0.43 (10.92)
28	2.7 (68.58)	0.43 (10.92)	
29	2.8 (71.12)	0.33 (8.38)	
30	2.9 (73.66)	0.33 (8.38)	

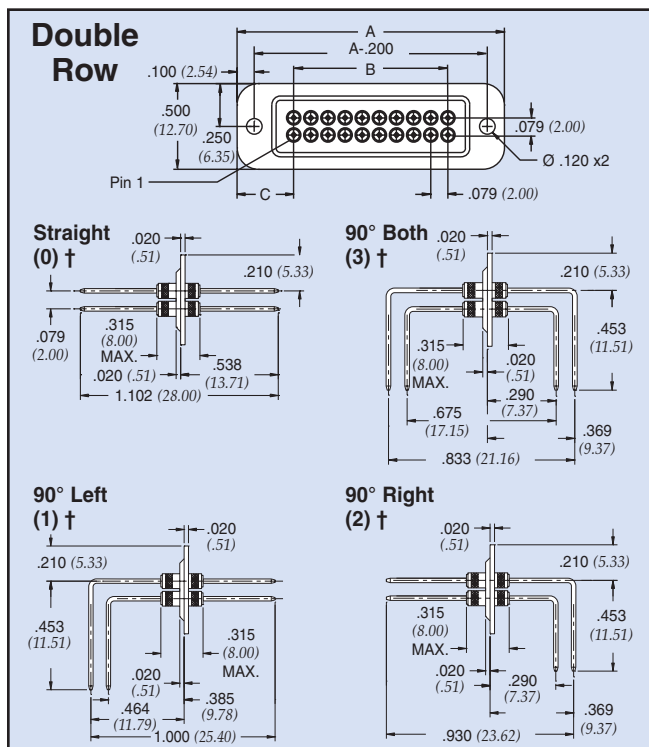
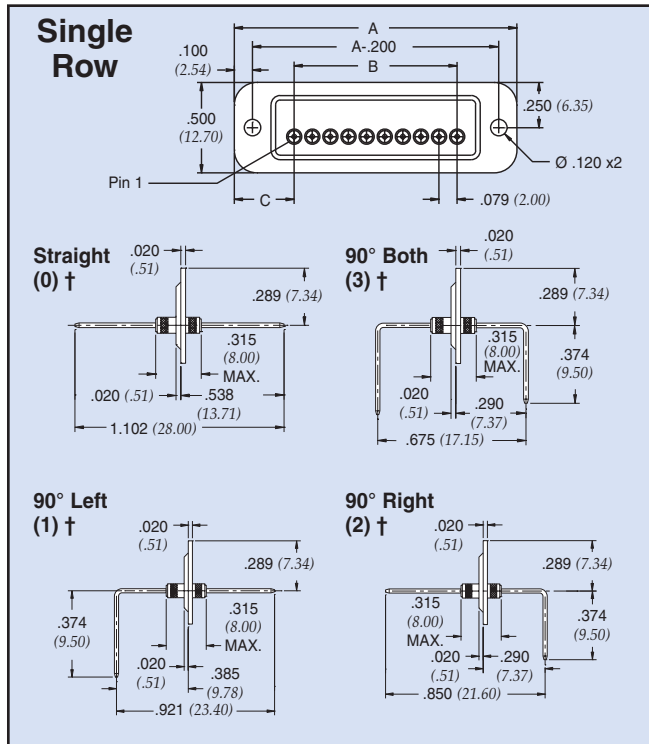
\* For plate widths 1.060 and 1.560 there will be no coining.  
 For these plates, increase dimensions to the right .020".  
 Thus, any dimension on left will be reduced by .020.

Filtered Arrays

# Bolt-in Style Filter Plates

## Hi-Density Centers 2mm

**Dimensions:** inches and (mm)  
**Lead Spacing:** .079" (2.00 mm)



Coining feature patented  
 † Refers to lead configuration for part number/ordering information

Plate length (A)	No. of filtered lines per row	52-971-XXX-XXX	
		B	C
1.060 * (26.92)	2	0.079 (2.00)	0.487 (12.38)
	3	0.157 (4.00)	0.409 (10.38)
	4	0.236 (6.00)	0.409 (10.38)
	5	0.315 (8.00)	0.330 (8.38)
	6	0.394 (10.00)	0.330 (8.38)
1.560 * (39.62)	3	0.157 (4.00)	0.662 (16.81)
	4	0.236 (6.00)	0.662 (16.81)
	5	0.315 (8.00)	0.583 (14.81)
	6	0.394 (10.00)	0.583 (14.81)
	7	0.472 (12.00)	0.504 (12.81)
	8	0.551 (14.00)	0.504 (12.81)
	9	0.630 (16.00)	0.426 (10.81)
2.560 (65.02)	10	0.709 (18.00)	0.886 (22.51)
	11	0.787 (20.00)	0.886 (22.51)
	12	0.866 (22.00)	0.807 (20.51)
	13	0.945 (24.00)	0.807 (20.51)
	14	1.024 (26.00)	0.729 (18.51)
	15	1.102 (28.00)	0.729 (18.51)
	16	1.181 (30.00)	0.650 (16.51)
	17	1.260 (32.00)	0.650 (16.51)
	18	1.339 (34.00)	0.571 (14.51)
	19	1.417 (36.00)	0.571 (14.51)
	20	1.496 (38.00)	0.492 (12.51)
	21	1.575 (40.00)	0.492 (12.51)
3.560 (90.42)	22	1.654 (42.00)	0.414 (10.51)
	23	1.732 (44.00)	0.414 (10.51)
	24	1.811 (46.00)	0.335 (8.51)
	25	1.890 (48.00)	0.335 (8.51)
	20	1.496 (38.00)	0.993 (25.22)
	21	1.575 (40.00)	0.993 (25.22)
	22	1.654 (42.00)	0.914 (23.22)
	23	1.732 (44.00)	0.914 (23.22)
	24	1.811 (46.00)	0.835 (21.22)
	25	1.890 (48.00)	0.835 (21.22)
	26	1.969 (50.00)	0.757 (19.22)
	27	2.047 (52.00)	0.757 (19.22)
	28	2.126 (54.00)	0.678 (17.22)
	29	2.205 (56.00)	0.678 (17.22)
	30	2.283 (58.00)	0.599 (15.22)
	31	2.362 (60.00)	0.599 (15.22)
	32	2.441 (62.00)	0.520 (13.22)
33	2.520 (64.00)	0.520 (13.22)	
34	2.598 (66.00)	0.442 (11.22)	
35	2.677 (68.00)	0.442 (11.22)	
36	2.756 (70.00)	0.363 (9.22)	
37	2.835 (72.00)	0.363 (9.22)	

\* For plate widths 1.060 and 1.560 there will be no coining.  
 For these plates, increase dimensions to the right .020".  
 Thus, any dimension on left will be reduced by .020.



Компания «ЭлектроПласт» предлагает заключение долгосрочных отношений при поставках импортных электронных компонентов на взаимовыгодных условиях!

Наши преимущества:

- Оперативные поставки широкого спектра электронных компонентов отечественного и импортного производства напрямую от производителей и с крупнейших мировых складов;
- Поставка более 17-ти миллионов наименований электронных компонентов;
- Поставка сложных, дефицитных, либо снятых с производства позиций;
- Оперативные сроки поставки под заказ (от 5 рабочих дней);
- Экспресс доставка в любую точку России;
- Техническая поддержка проекта, помощь в подборе аналогов, поставка прототипов;
- Система менеджмента качества сертифицирована по Международному стандарту ISO 9001;
- Лицензия ФСБ на осуществление работ с использованием сведений, составляющих государственную тайну;
- Поставка специализированных компонентов (Xilinx, Altera, Analog Devices, Intersil, Interpoint, Microsemi, Aeroflex, Peregrine, Syfer, Eurofarad, Texas Instrument, Miteq, Cobham, E2V, MA-COM, Hittite, Mini-Circuits, General Dynamics и др.);

Помимо этого, одним из направлений компании «ЭлектроПласт» является направление «Источники питания». Мы предлагаем Вам помощь Конструкторского отдела:

- Подбор оптимального решения, техническое обоснование при выборе компонента;
- Подбор аналогов;
- Консультации по применению компонента;
- Поставка образцов и прототипов;
- Техническая поддержка проекта;
- Защита от снятия компонента с производства.



#### Как с нами связаться

**Телефон:** 8 (812) 309 58 32 (многоканальный)

**Факс:** 8 (812) 320-02-42

**Электронная почта:** [org@eplast1.ru](mailto:org@eplast1.ru)

**Адрес:** 198099, г. Санкт-Петербург, ул. Калинина, дом 2, корпус 4, литера А.