

Shelves (Fixed) - Internal Mount (Two Pair of Panel Rails)

Path: [Home](#) > [Rack Index](#) > Shelves (Fixed) - Internal Mount - Two Pair of Panel Rails



click to enlarge



[Assembly
Instructions](#)

Fixed Shelf (Unvented)














- Attach to the sides of both pair of rack combination rails
- Requires no front rail mounting
- Front & rear lip folded for extra strength
- Weight load tested (RFVS2426BK1) to 350 pounds!
- Versatile design - can be used as shown (easy to install) or upside down (front & rear lip become equipment retainers)
- Heavy duty, 14 Ga. steel construction
- Sides folded up for easy hardware installation from above
- Sides are slotted for easy adjustment with most rail depth locations
- Rugged textured powder paint finish
- Includes all mounting hardware
- If used with our square hole rails you will need to order P/N **CPRSA** rail adaptor for each shelf ordered. [Link here](#) (below) to more information.
- **MOUNTS ON TWO PAIR OF PANEL RAILS (FRONT & BACK)**

UNVENTED - 19" Rack Mount

| Part Number | Color |  PDF Reader File | AutoCAD .dxf File (zipped) | 3D Solid Model .stp files (zipped) | Shelf Depth |
|--|-----------------|---|---|---|-------------|
| RFUS1918BK1 RFUS1918CG1 | Black Beige* |  63K |  38K |  19K | 18" |
| RFUS1921BK1 RFUS1921CG1 | Black Beige* |  64K |  41K |  23K | 21" |
| RFUS1926BK1 RFUS1926CG1 | Black Beige* |  63K |  11K |  23K | 26" |
| RFUS1931BK1 RFUS1931CG1 | Black Beige* |  70K |  42K |  25K | 31" |


***Note:** "CG2" (Beige color) is being phased out from stock

UNVENTED - 24" Rack Mount

| Part Number | Color |  Reader File | AutoCAD .dxf File (zipped) | 3D Solid Model .stp files (zipped) | Shelf Depth |
|--|-----------------|---|---|---|-------------|
| RFUS2418BK1 RFUS2418CG1 | Black Beige* |  62K |  38K |  19K | 18" |
| RFUS2421BK1 RFUS2421CG1 | Black Beige* |  63K |  41K |  23K | 21" |
| RFUS2426BK1 RFUS2426CG1 | Black Beige* |  63K |  41K |  23K | 26" |
| RFUS2431BK1 RFUS2431CG1 | Black Beige* |  63K |  42K |  25K | 31" |

***Note:** "CG2" (Beige color) is being phased out from stock

Note2: Weight load tested (RFUS2426BK1) to 350 pounds.



click to enlarge
















Assembly Instructions

Fixed Shelf (Vented)

- Attach to the sides of both pair of rack combination rails
- Requires no front rail mounting
- Provides a sturdy shelf without obstructing upward heat movement
- Front & rear lip folded for extra strength
- Weight load tested (RFVS2426BK1) to 350 pounds!
- Versatile design - can be used as shown (easy to install) or upside down (front & rear lip become equipment retainers)
- Heavy duty, 14 Ga. steel construction
- Sides folded up for easy hardware installation from above
- Sides are slotted for easy adjustment with most rail depth locations
- Rugged textured powder paint finish
- Includes all mounting hardware
- If used with our square hole rails you will need to order P/N **CPRSA** rail adaptor for each shelf ordered. [Link here](#) (below) to more information.
- **MOUNTS ON TWO PAIR OF PANEL RAILS**














(FRONT & BACK)

VENTED - 19" Rack Mount

| Part Number | Color |  PDF Reader File | AutoCAD .dxf File (zipped) | 3D Solid Model .stp files (zipped) | Shelf Depth |
|--|-----------------|---|--|--|-------------|
| RFVS1918BK1 RFVS1918CG1 | Black Beige* |  133K |  139K |  250K | 18" |
| RFVS1921BK1 RFVS1921CG1 | Black Beige* |  133K |  141K |  258K | 21" |
| RFVS1926BK1 RFVS1926CG1 | Black Beige* |  239K |  172K |  329K | 26" |
| RFVS1931BK1 RFVS1931CG1 | Black Beige* |  242K |  173K |  333K | 31" |

***Note:** "CG2" (Beige color) is being phased out from stock

VENTED - 24 " Rack Mount

| Part Number | Color |  PDF Reader File | AutoCAD .dxf File (zipped) | 3D Solid Model .stp files (zipped) | Shelf Depth |
|--|-----------------|--|--|--|-------------|
| RFVS2418BK1 RFVS2418CG1 | Black Beige* |  133K |  144K |  250K | 18" |
| RFVS2421BK1 RFVS2421CG1 | Black Beige* |  135K |  146K |  255K | 21" |
| RFVS2426BK1 RFVS2426CG1 | Black Beige* |  153K |  179K |  329K | 26" |
| RFVS2431BK1 RFVS2431CG1 | Black Beige* |  152K |  180K |  333K | 31" |

***Note:** "CG2" (Beige color) is being phased out from stock

Note2: Weight load tested (RFVS2426BK1) to 350 pounds.

"Zero Space" - Fixed Shelf (Vented)

- Attaches to the side of both pairs of rack combination rails (see drawing)
- No obstruction to front panel space or equipment
















click to enlarge



click to enlarge

- Requires no front rail mounting or front rack space
- Vented to provide a sturdy shelf without obstructing upward heat movement
- Heavy duty, 14 Ga. steel construction
- Rear lip folded up for extra strength & acts as a rear equipment retainer
- Rear lip is covered with a rubber channel to avoid equipment scratching and cable chaffing (see drawing to the left)
- Includes two equipment stops which can be fastened anywhere on the shelf (#5 in drawing to the left)
- Sides folded up for easy hardware installation from above
- Sides are slotted for easy adjustment with most rail depth locations
- Rugged textured powder paint finish
- Includes all mounting hardware
- If used with our square hole rails you will need to order P/N **CPRSA** rail adaptor for each shelf ordered. [Link here](#) (below) to more information.
- **MOUNTS ON TWO PAIR OF PANEL RAILS (FRONT & BACK)**

VENTED - 19" Rack Mount

| Part Number | Color |  PDF Reader File | AutoCAD .dxf Files (zipped) | 3D Solid Model .stp files (zipped) | Shelf Depth |
|--------------------|-------|---|--|--|-------------|
| RZVS1918BK1 | Black |  167K |  119K |  154K | 18" |
| RZVS1921BK1 | Black |  124K |  134K |  184K | 21" |
| RZVS1926BK1 | Black |  146K |  175K |  244K | 26" |
| RZVS1931BK1 | Black |  162K |  207K |  304K | 31" |



Adjustable Depth - Fixed Shelf - Light Duty

- Uses 1U (1.75") of rack space
- Adjustable mounting depth
- Choice of unvented or vented versions
- 14 Ga. steel construction
- Finished in a rugged textured powder paint finish











click to enlarge













Assembly
Instructions

- Weight load tested to 75 pounds.
- Includes all mounting hardware
- **MOUNTS ON TWO PAIR OF PANEL RAILS (FRONT & BACK)**

UNVENTED - 19" Rack Mount

| Part Number | Color |  Reader File | AutoCAD .dxf Files (zipped) | 3D Solid Model .stp file (zipped) | Adjustable Depth Range |
|---------------------|-------|---|---|---|------------------------|
| RMASU1917BK1 | Black |  182K |  76K |  68K | 17" to 27" |
| RMASU1925BK1 | Black |  190K |  76K |  69K | 25" to 35" |
| RMASU1930BK1 | Black |  180K |  76K |  69K | 30" to 40" |

VENTED - 19" Rack Mount

| Part Number | Color |  Reader File | AutoCAD .dxf Files (zipped) | 3D Solid Model .stp file (zipped) | Adjustable Depth Range |
|---------------------|-------|---|--|--|------------------------|
| RMASV1917BK1 | Black |  233K |  151K |  177K | 17" to 27" |
| RMASV1925BK1 | Black |  248K |  169K |  211K | 25" to 35" |
| RMASV1930BK1 | Black |  263K |  177K |  227K | 30" to 40" |

Note: Weight load tested to 75 pounds.

Adjustable Depth - Fixed Shelf - HEAVY DUTY

- Uses 2U (3.5") of rack space
- Adjustable mounting depth
- Choice of unvented or vented versions
- Heavy duty, 14 Ga. steel construction












- Finished in a rugged textured powder paint finish
- Weight load tested to 200 pounds.
- Includes all mounting hardware
- **MOUNTS ON TWO PAIR OF PANEL RAILS (FRONT & BACK)**












Assembly Instructions

UNVENTED - 19" Rack Mount

| Part Number | Color | PDF Reader File | AutoCAD .dxf Files (zipped) | 3D Solid Model .stp file (zipped) | Adjustable Depth Range |
|-----------------------|-------|---|--|--|------------------------|
| RMASUHD1917BK1 | Black |  196K |  79K |  75K | 17" to 27" |
| RMASUHD1925BK1 | Black |  195K |  79K |  75K | 25" to 35" |
| RMASUHD1936BK1 | Black |  194K |  79K |  77K | 36" to 48" |

VENTED - 19" Rack Mount

| Part Number | Color | PDF Reader File | AutoCAD .dxf Files (zipped) | 3D Solid Model .stp file (zipped) | Adjustable Depth Range |
|-----------------------|-------|---|---|---|------------------------|
| RMASVHD1917BK1 | Black |  283K |  140K |  166K | 17" to 27" |
| RMASVHD1925BK1 | Black |  322K |  165K |  218K | 25" to 35" |
| RMASVHD1936BK1 | Black |  363K |  198K |  287K | 36" to 48" |











Note: Weight load tested to 200 pounds.













Fixed Chassis/Shelf

- Shelf can be used as a permanently mounted support shelf or as a pull out chassis
- Will also accept type "RSLIDE" equipment slides (see below) for pull out applications
- 18-gauge steel shelf and 14-gauge brackets
- Weight load tested (RASC1922WH2) to 85 pounds.
- Shelf is 16.8" wide and 0.5" high
- Finished in a smooth white powder paint for high visibility
- Includes all mounting hardware
- **MOUNTS ON TWO PAIR OF PANEL RAILS (FRONT & BACK)**

19" Rack Mount

| Part Number |  Reader File | AutoCAD .dxf file (zipped) | 3D Solid Model .stp file (zipped) | Shelf Depth | Bracket Depth |
|-------------|---|--|--|-------------|---------------|
| | | | | Inches | Inches |
| RASC1912WH2 |  153K |  70K |  63K | 11.9 | 13.2 |
| RASC1916WH2 |  159K |  68K |  63K | 15.9 | 14.9 |
| RASC1922WH2 |  160K |  68K |  63K | 21.9 | 20.9 |

24" Rack Mount

| Part Number |  Reader File | AutoCAD .dxf file (zipped) | 3D Solid Model .stp file (zipped) | Shelf Depth | Bracket Depth |
|-------------|--|--|--|-------------|---------------|
| | | | | Inches | Inches |
| RASC2412WH2 |  152K |  70K |  63K | 11.9 | 13.2 |
| RASC2416WH2 |  155K |  68K |  63K | 15.9 | 14.9 |
| RASC2422WH2 |  152K |  68K |  63K | 21.9 | 20.9 |

Note: Weight load tested (RASC1922WH2) to 85 pounds.

RAIL ACCESSORIES

Square Hole Panel Rail Adaptor







click to enlarge



Part Number **CPRSA**

- **REQUIRED ONLY** when using [square hole panel rails](#) with dual rail pair mounted shelves
- works with RFVS, RFUS, RZVS and RASC shelves
- set of 4
- includes mounting hardware

| | | |
|---|--|---|
|  Reader File | AutoCAD .dxf & .dwg Files (zipped) | 3D Solid Model .stp file (zipped) |
|  71K |  32K |  9K |

DOWNLOAD



[Shelves & Slides - catalog pages \(5\)](#) - Adobe Reader .pdf format (198K)

DOWNLOAD



[all accessories - catalog pages \(44\)](#) - Adobe Reader .pdf format (1,495K)

Exactly what you are looking for???

Link to our stocking distributors - most have "on-line" pricing, stock check and ordering!!!

[Our Distributors](#)

[Order from your favorite distributor](#)

[Home](#) | [Products](#) | [Distributors](#) | [Technical](#) | [Contact Us](#) | [Other Options](#)

Copyright; © 1998-2011 Hammond Mfg Co Inc

URL: <http://www.hammondmfg.com>



Компания «ЭлектроПласт» предлагает заключение долгосрочных отношений при поставках импортных электронных компонентов на взаимовыгодных условиях!

Наши преимущества:

- Оперативные поставки широкого спектра электронных компонентов отечественного и импортного производства напрямую от производителей и с крупнейших мировых складов;
- Поставка более 17-ти миллионов наименований электронных компонентов;
- Поставка сложных, дефицитных, либо снятых с производства позиций;
- Оперативные сроки поставки под заказ (от 5 рабочих дней);
- Экспресс доставка в любую точку России;
- Техническая поддержка проекта, помощь в подборе аналогов, поставка прототипов;
- Система менеджмента качества сертифицирована по Международному стандарту ISO 9001;
- Лицензия ФСБ на осуществление работ с использованием сведений, составляющих государственную тайну;
- Поставка специализированных компонентов (Xilinx, Altera, Analog Devices, Intersil, Interpoint, Microsemi, Aeroflex, Peregrine, Syfer, Eurofarad, Texas Instrument, Miteq, Cobham, E2V, MA-COM, Hittite, Mini-Circuits, General Dynamics и др.);

Помимо этого, одним из направлений компании «ЭлектроПласт» является направление «Источники питания». Мы предлагаем Вам помощь Конструкторского отдела:

- Подбор оптимального решения, техническое обоснование при выборе компонента;
- Подбор аналогов;
- Консультации по применению компонента;
- Поставка образцов и прототипов;
- Техническая поддержка проекта;
- Защита от снятия компонента с производства.



Как с нами связаться

Телефон: 8 (812) 309 58 32 (многоканальный)

Факс: 8 (812) 320-02-42

Электронная почта: org@eplast1.ru

Адрес: 198099, г. Санкт-Петербург, ул. Калинина, дом 2, корпус 4, литера А.