
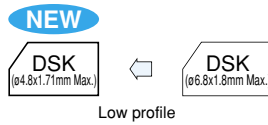


ø4.8 x 1.71mm Max. height Coin Cell Capacitors

GREEN CAP

70°C

- Reflow soldering method available.
- Unlike batteries, the number of charging/ discharging cycles unlimited and rapid charging/ discharging is possible.
- High reliability, Safe and unlike secondary batteries, this is pollution free devices.
- ø4.8 x 1.71mm Max height type made lineup in the DSK series.

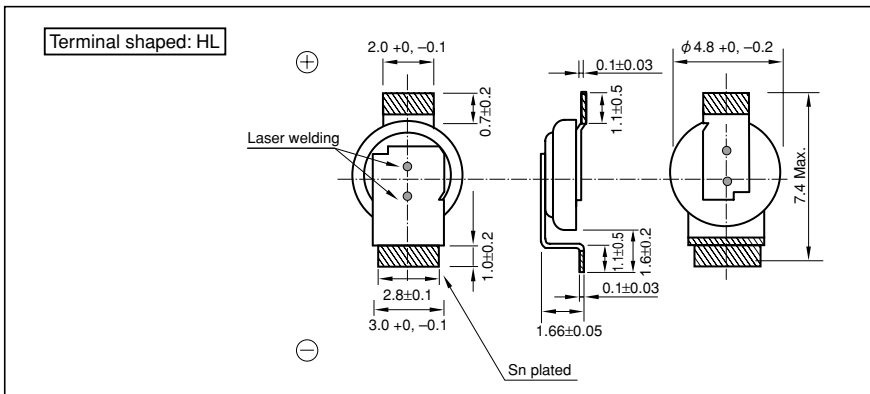


Specifications

Item	Performance	
Series Name	DSK series	
Rated voltage (V)	3.3	
Category temperature range (°C)	-10 to +70	
Tolerance at rated capacitance (%)	-20 to +80	
Rated Capacitance (F)	0.07	
Internal resistance(Ω) at 1 kHz	100	
Characteristics at high and low temperature	Percentage of capacitance change	Within ±50% of the value at 20°C
	Internal resistance	Within ten times the initial specified value
Endurance	Test temperature	70°C
	Test time	500 hours
	Percentage of capacitance change	Within ±30% of the initial measured value
	Internal resistance	1.5kΩ or less
Shelf life	Test time :500 hours ; Same as endurance.	

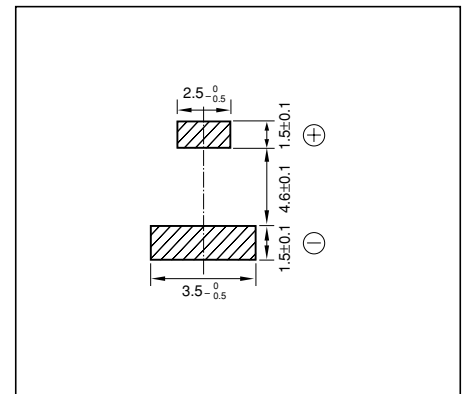
Outline Drawing

Unit: mm



Recommended land pattern size

Unit: mm



Part numbering system (3.3V0.07F, terminal shaped: HL)

DSK	—	3R3	H	703	T414	—	HL	L
Series code		Rated voltage symbol	Rated capacitance symbol	Additional symbol	Terminal shaped		Taping	

Standard Ratings

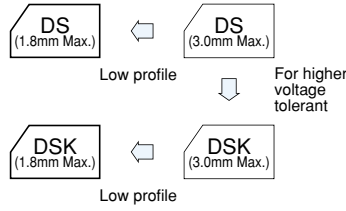
Max. operating voltage(V)	Rated capacitance(F)	ELNA Parts No.	ø DxL(mm)
3.3	0.07	DSK-3R3H703T414-HLL	4.8x1.4

* Reflow soldering condition : 146 page.

1.8mm Max. height Coin Cell Capacitors

GREEN CAP 60°C / 70°C

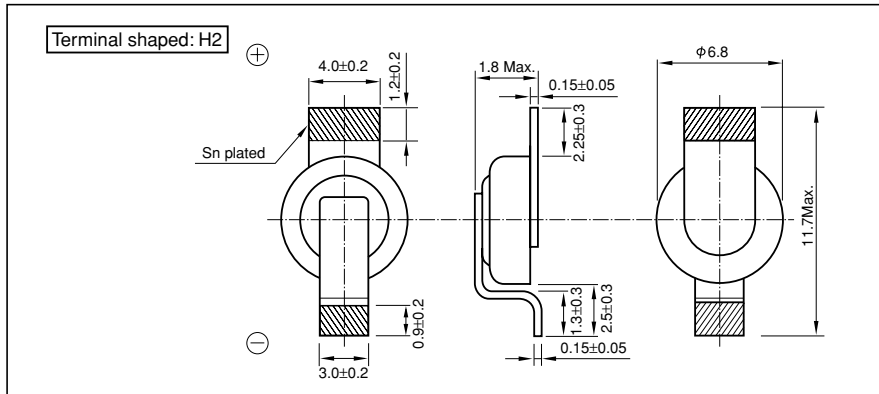
- Reflow soldering method available.
- Unlike batteries, the number of charging/ discharging cycles unlimited and rapid charging/ discharging is possible.
- High reliability, Safe and unlike secondary batteries, this is pollution free devices.
- 1.8mm height type made lineup in the DS, DSK series.



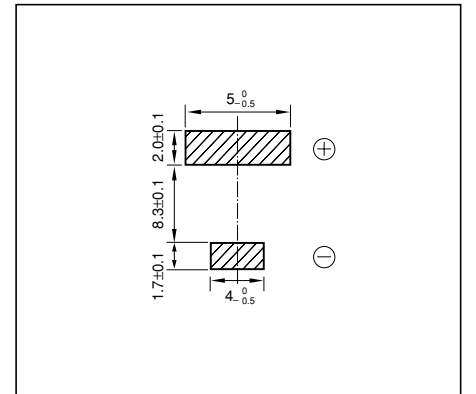
Specifications

Item	Performance			
Series Name	DS series		DSK series	
Rated voltage (V)	2.5		3.3	
Category temperature range (°C)	-25 to +70		-10 to +60	
Tolerance at rated capacitance (%)	-20 to +80		-20 to +80	
Rated Capacitance (F)	0.2		0.2	
Internal resistance(Ω) at 1 kHz	100		200	
Characteristics at high and low temperature	Percentage of capacitance change	Within ±30% of the value at 20°C	Percentage of capacitance change	Within ±50% of the value at 20°C
	Internal resistance	Less than five times of the value at 20°C	Internal resistance	Within ten times the initial specified value
Endurance	Test temperature	70°C	Test temperature	60°C
	Test time	1000 hours	Test time	1000 hours
	Percentage of capacitance change	Within ±30% of the initial measured value	Percentage of capacitance change	Within ±30% of the initial measured value
	Internal resistance	2kΩ or less	Internal resistance	4kΩ or less
Shelf life	Test time :1000 hours ; Same as endurance.			

Outline Drawing



Recommended land pattern size



Part numbering system (2.5V0.2F, terminal shaped: H2)

DS	—	2R5	H	204	T614	—	H2	L
Series code		Rated voltage symbol		Rated capacitance symbol	Additional symbol		Terminal shaped	Taping

Part numbering system (3.3V0.2F, terminal shaped: H2)

DSK	—	3R3	H	204	T614	—	H2	L
Series code		Rated voltage symbol		Rated capacitance symbol	Additional symbol		Terminal shaped	Taping

Standard Ratings

Max. operating voltage(V)	Rated capacitance(F)	ELNA Parts No.	φ DxL(mm)
2.5	0.2	DS-2R5H204T614-H2L	6.8x1.4
3.3	0.2	DSK-3R3H204T614-H2L	6.8x1.4

* Reflow soldering condition : 146 page.

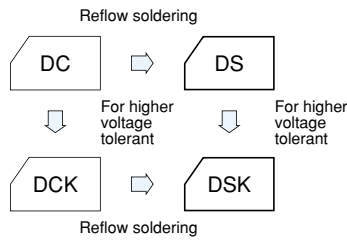
DS, DSK-621 ELECTRIC DOUBLE LAYER CAPACITORS "DYNACAP"

ELNA®

Coin Cell Capacitors

GREEN CAP 60°C / 70°C

- Reflow soldering method available.
- Unlike batteries, the number of charging/ discharging cycles unlimited and rapid charging/ discharging is possible.
- High reliability, Safe and unlike secondary batteries, this is pollution free devices.

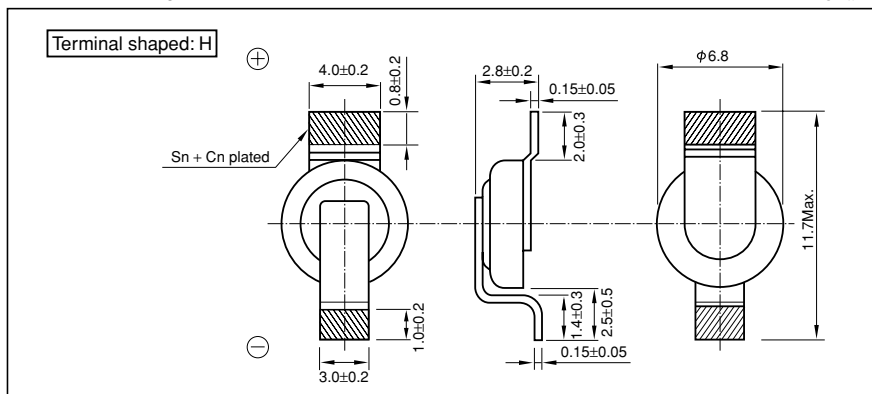


Specifications

Item	Performance			
	DS series		DSK series	
Series Name	DS series		DSK series	
Rated voltage (V)	2.5		3.3	
Category temperature range (°C)	-25 to +70		-10 to +60	
Tolerance at rated capacitance (%)	-20 to +80		-20 to +80	
Rated Capacitance (F)	0.22		0.22	
Internal resistance(Ω) at 1 kHz	100		200	
Characteristics at high and low temperature	Percentage of capacitance change	Within ±30% of the value at 20°C	Percentage of capacitance change	Within ±50% of the value at 20°C
	Internal resistance	Less than five times of the value at 20°C	Internal resistance	Within five times the initial specified value
Endurance	Test temperature	70°C	Test temperature	60°C
	Test time	1000 hours	Test time	1000 hours
	Percentage of capacitance change	Within ±30% of the initial measured value	Percentage of capacitance change	Within ±30% of the initial measured value
	Internal resistance	Within four times of the initial specified value	Internal resistance	Within four times of the initial specified value
Shelf life	Test time :1000 hours ; Same as endurance.			

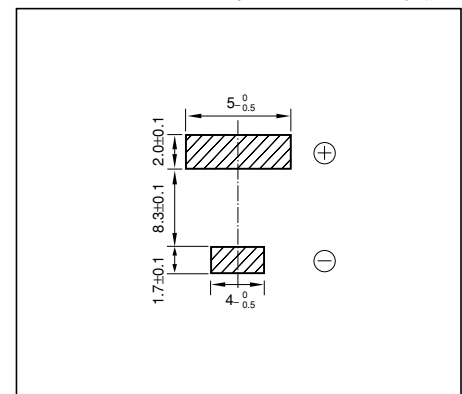
Outline Drawing

Unit: mm



Recommended land pattern size

Unit: mm



Part numbering system (2.5V0.22F, terminal shaped: H)

DS	—	2R5	H	224	□	—	HL
Series code		Rated voltage symbol		Rated capacitance symbol	Additional symbol		

Part numbering system (3.3V0.22F, terminal shaped: H)

DSK	—	3R3	H	224	□	—	HL
Series code		Rated voltage symbol		Rated capacitance symbol	Additional symbol		

Standard Ratings

Max. operating voltage(V)	Rated capacitance(F)	ELNA Parts No.	φ DxL(mm)
2.5	0.22	DS-2R5H224U-HL	6.8x2.1
3.3	0.22	DSK-3R3H224U-HL	6.8x2.1

* Reflow soldering condition : 146 page.



Компания «ЭлектроПласт» предлагает заключение долгосрочных отношений при поставках импортных электронных компонентов на взаимовыгодных условиях!

Наши преимущества:

- Оперативные поставки широкого спектра электронных компонентов отечественного и импортного производства напрямую от производителей и с крупнейших мировых складов;
- Поставка более 17-ти миллионов наименований электронных компонентов;
- Поставка сложных, дефицитных, либо снятых с производства позиций;
- Оперативные сроки поставки под заказ (от 5 рабочих дней);
- Экспресс доставка в любую точку России;
- Техническая поддержка проекта, помощь в подборе аналогов, поставка прототипов;
- Система менеджмента качества сертифицирована по Международному стандарту ISO 9001;
- Лицензия ФСБ на осуществление работ с использованием сведений, составляющих государственную тайну;
- Поставка специализированных компонентов (Xilinx, Altera, Analog Devices, Intersil, Interpoint, Microsemi, Aeroflex, Peregrine, Syfer, Eurofarad, Texas Instrument, Miteq, Cobham, E2V, MA-COM, Hittite, Mini-Circuits, General Dynamics и др.);

Помимо этого, одним из направлений компании «ЭлектроПласт» является направление «Источники питания». Мы предлагаем Вам помощь Конструкторского отдела:

- Подбор оптимального решения, техническое обоснование при выборе компонента;
- Подбор аналогов;
- Консультации по применению компонента;
- Поставка образцов и прототипов;
- Техническая поддержка проекта;
- Защита от снятия компонента с производства.



Как с нами связаться

Телефон: 8 (812) 309 58 32 (многоканальный)

Факс: 8 (812) 320-02-42

Электронная почта: org@eplast1.ru

Адрес: 198099, г. Санкт-Петербург, ул. Калинина, дом 2, корпус 4, литера А.