



Main

Product or component type	Resistance braking unit
Range compatibility	Altivar Process ATV900
Maximum braking power	80 kW
Product compatibility	Variable speed drive ATV930 without braking chopper 55 kW 200...240 V Variable speed drive ATV930 without braking chopper 75 kW 200...240 V
Thermal losses	400 W
Activation threshold	395 V DC +/- 1 %
Permanent braking power	60 kW (at constant power and at engage threshold)
Protection type	Integrated thermal protection by thermal probe
Minimum resistor value to associate	1.4 Ohm

Complementary

Electrical connection	Cable, connection capacity: 3 x 120 mm ² , 3 x 250 kcmil <= 5 m between drive and braking unit Cable, connection capacity: 3 x 120 mm ² , 3 x 250 kcmil <= 10 m between braking unit and braking resistors
Maximum DC bus voltage	450 V
Load factor	0.05 for 150 kW at constant power and at engage threshold 0.15 for 120 kW at constant power and at engage threshold 0.5 for 95 kW at constant power and at engage threshold 1 for 75 kW at constant power and at engage threshold
Cycle time	<= 240 s
Volume of cooling air	43853.35 Gal/hr(US) (166 m ³ /h)
Operating position	Vertical +/- 10 degree
Mechanical robustness	Vibrations class 3M4 conforming to IEC 60721-3-3
Product weight	34.17 lb(US) (15.5 kg)
Width	8.5 in (216 mm)
Height	25.91 in (658 mm)
Depth	11.93 in (303 mm)

Environment

ambient air temperature for operation	14...122 °F (-10...50 °C)
ambient air temperature for storage	-40...158 °F (-40...70 °C)
IP degree of protection	IP20 IP21 on top
environmental characteristic	Chemical pollution resistance class 3C3 conforming to IEC 60721-3-3 Dust pollution resistance class 3S3 conforming to IEC 60721-3-3 Humidity resistant class 3K3 conforming to IEC 60721-3-3
relative humidity	5...95 % without condensation
operating altitude	<= 3280.84 ft (1000 m) without derating 1000...4000 m with current derating 1 % per 100 m

Offer Sustainability

Not Green Premium product	Not Green Premium product
Compliant - since 1545 - Schneider Electric declaration of conformity	Compliant - since 1545 - Schneider Electric declaration of conformity
WARNING: This product can expose you to chemicals including:	WARNING: This product can expose you to chemicals including:

The information provided in this documentation contains general descriptions and/or technical characteristics of the products contained herein. This documentation is not intended as a substitute for and is not to be used for determining suitability or reliability of these products for specific user applications. It is the duty of any such user or integrator to perform the appropriate and complete risk analysis, evaluation and testing of the products with respect to the relevant specific application or use thereof. Neither Schneider Electric Industries SAS nor any of its affiliates or subsidiaries shall be responsible or liable for misuse of the information contained herein.

Lead and lead compounds, which is known to the State of California to cause cancer and birth defects or other reproductive harm.

Lead and lead compounds, which is known to the State of California to cause cancer and birth defects or other reproductive harm.

Bisphenol A (BPA), which is known to the State of California to cause birth defects or other reproductive harm.

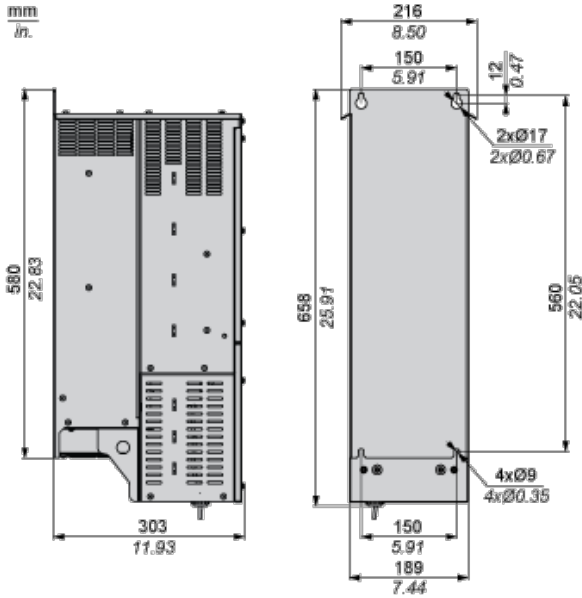
Bisphenol A (BPA), which is known to the State of California to cause birth defects or other reproductive harm.

For more information go to www.p65warnings.ca.gov

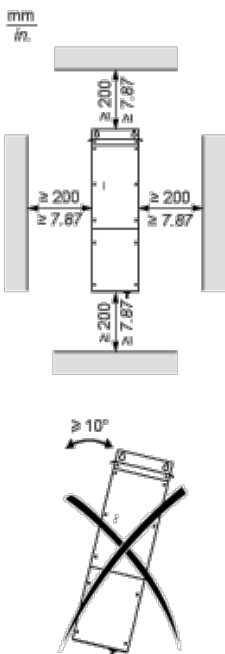
For more information go to www.p65warnings.ca.gov

Dimensions

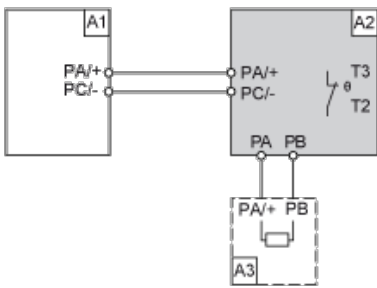
Left Side and Rear View



Mounting and Clearance



Recommended Schema



A1 : Drive

A2 : Braking unit

A3 : Braking resistor

PA, DC Bus

PB,

PC :

T2, Thermal relay

T3 :



Компания «ЭлектроПласт» предлагает заключение долгосрочных отношений при поставках импортных электронных компонентов на взаимовыгодных условиях!

Наши преимущества:

- Оперативные поставки широкого спектра электронных компонентов отечественного и импортного производства напрямую от производителей и с крупнейших мировых складов;
- Поставка более 17-ти миллионов наименований электронных компонентов;
- Поставка сложных, дефицитных, либо снятых с производства позиций;
- Оперативные сроки поставки под заказ (от 5 рабочих дней);
- Экспресс доставка в любую точку России;
- Техническая поддержка проекта, помощь в подборе аналогов, поставка прототипов;
- Система менеджмента качества сертифицирована по Международному стандарту ISO 9001;
- Лицензия ФСБ на осуществление работ с использованием сведений, составляющих государственную тайну;
- Поставка специализированных компонентов (Xilinx, Altera, Analog Devices, Intersil, Interpoint, Microsemi, Aeroflex, Peregrine, Syfer, Eurofarad, Texas Instrument, Miteq, Cobham, E2V, MA-COM, Hittite, Mini-Circuits, General Dynamics и др.);

Помимо этого, одним из направлений компании «ЭлектроПласт» является направление «Источники питания». Мы предлагаем Вам помощь Конструкторского отдела:

- Подбор оптимального решения, техническое обоснование при выборе компонента;
- Подбор аналогов;
- Консультации по применению компонента;
- Поставка образцов и прототипов;
- Техническая поддержка проекта;
- Защита от снятия компонента с производства.



Как с нами связаться

Телефон: 8 (812) 309 58 32 (многоканальный)

Факс: 8 (812) 320-02-42

Электронная почта: org@eplast1.ru

Адрес: 198099, г. Санкт-Петербург, ул. Калинина, дом 2, корпус 4, литера А.