

NDI & DM SERIES SPST STANDARD DIP SWITCHES

FEATURES

High reliability.
Self-cleaning contacts.
Multi- positions.
Process compatible with tape seal.
Dual in-line .100" x .300" term. spacing.

SPECIFICATIONS SUBJECT TO CHANGE WITHOUT NOTICE.

GENERAL SPECIFICATIONS

ELECTRICALS

| | |
|--------------------------------------|--|
| Electrical life | 2000 cycles min. per switch @ 24 VDC, 25 mA |
| Contact rating, non-switching | 100 mA at 50 VDC |
| Contact rating, switching | 25 mA at 24 VDC |
| Contact resistance at current 100 mA | 50 milliohms max. initial - 100 milliohms max. after life test |
| Insulation resistance at 500 VDC | 100 Megohms minimum |
| Dielectric strength | 500 VAC for 1 minute |
| Capacitance | 5 pf. max. between adjacent terminals |

MECHANICALS, THERMALS

| | |
|-----------------------------|--|
| Mechanical life | 2000 cycles min. per switch |
| Operating force | 1000 grams max. |
| Vibration | 10-55 Hz. per MIL-STD-202F METHOD 201A |
| Shock | 50 G (peak value) for 11 msec. per MIL-STD-202F, METHOD 213B |
| Operating temperature range | -20°C to 85°C |

SOLDERING & CLEANING RECOMMENDATIONS*

| | |
|---------------------------|---|
| Hand soldering | 350°C max. for 2 seconds max. (30 watt iron max.) |
| Wave soldering | 260°C max. for 5 seconds max. |
| Cleaning (with tape seal) | Spray wash from top side only. |

* Note: keep switches in "OFF" position during soldering and cleaning for best results

MATERIALS

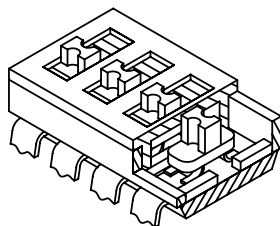
| | |
|---------------|---|
| Base & Cover | NDI: UL94V-O, glass fiber filled PBT, black DM: UL94V-O, glass fiber filled PPS, black |
| Actuators | UL94V-O, Nylon, white |
| Contacts | Gold over nickel plated copper alloy |
| Terminals | Gold plated brass. |
| Term. Sealing | Molded-in |
| Tape seal | Kapton |

PACKAGING

DIP switches are shipped in standard IC tubes with all actuators in the "OFF" position.
Tape & reel packaging per EIA available for DMR models (see next page).

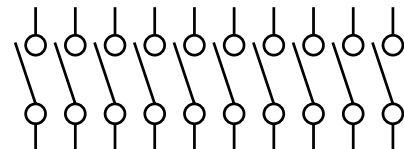
SWITCH CROSS SECTIONS

Double
contact system



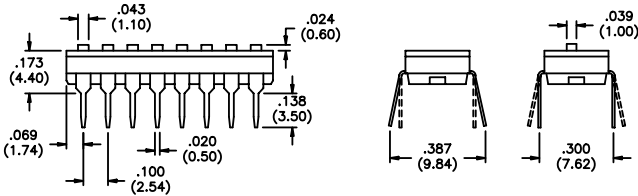
DI & DM

SCHEMATIC (TYPICAL)



See tabulations on following pages for
number of positions available (10 shown)

**NDI Series
Machine
Insertable P**



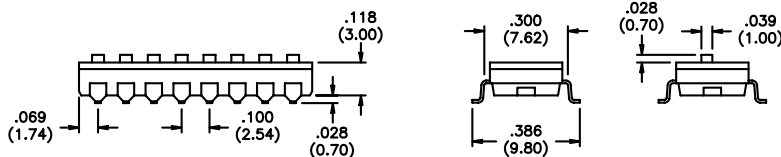
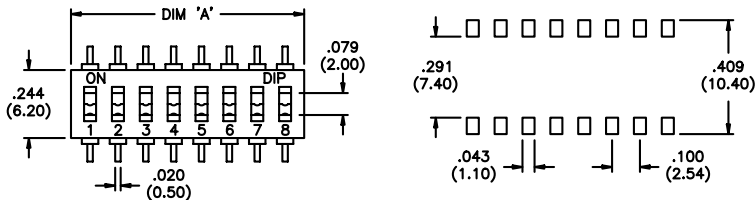
| Actuator | Squared terminals | | Spread terminals | | No. of Pos. | 'A' Dim. +.008/-0.000" (+0.2/-0.0mm) |
|----------|-----------------------------|--------------------------|-----------------------------|--------------------------|-------------|--------------------------------------|
| | MODEL NO. with no tape seal | MODEL NO. with tape seal | MODEL NO. with no tape seal | MODEL NO. with tape seal | | |
| Raised | NDI01H | n/a | NDI01S | n/a | 1 | .137 (3,48) |
| | NDI02H | n/a | NDI02S | n/a | 2 | .237 (6,02) |
| | NDI04H | n/a | NDI04S | n/a | 4 | .437 (11,10) |
| | NDI06H | n/a | NDI06S | n/a | 6 | .637 (16,18) |
| | NDI08H | n/a | NDI08S | n/a | 8 | .837 (21,26) |
| Recessed | NDI10H | n/a | NDI10S | n/a | 10 | 1.037 (26,34) |
| | NDIR01H | n/a | NDIR01S | n/a | 1 | .137 (3,48) |
| | NDIR02H | NDIR02HT | NDIR02S | NDIR02ST | 2 | .237 (6,02) |
| | NDIR04H | NDIR04HT | NDIR04S | NDIR04ST | 4 | .437 (11,10) |
| | NDIR06H | NDIR06HT | NDIR06S | NDIR06ST | 6 | .637 (16,18) |
| | NDIR08H | NDIR08HT | NDIR08S | NDIR08ST | 8 | .837 (21,26) |
| | NDIR10H | NDIR10HT | NDIR10S | NDIR10ST | 10 | 1.037 (26,34) |

P Auto-insertable using equipment from Amistar, Dynapert, Panasert, Northeastern Tool, Universal and others.

n/a = not available.

P

**DM Series
Surface
Mount P**



| Actuator Style | MODEL NO. with no tape seal | MODEL NO. with tape seal | No. of Pos. | 'A' Dimension +.008/-0.000" (+0.2/-0.0mm) |
|-----------------|-----------------------------|--------------------------|-------------|---|
| Raised Actuator | DM01 | n/a | 1 | .137 (3,48) |
| | DM02 | n/a | 2 | .237 (6,02) |
| | DM03 | n/a | 3 | .337 (8,56) |
| | DM04 | n/a | 4 | .437 (11,10) |
| | DM05 | n/a | 5 | .537 (13,64) |
| | DM06 | n/a | 6 | .637 (16,18) |
| | DM07 | n/a | 7 | .737 (18,72) |
| | DM08 | n/a | 8 | .837 (21,26) |
| | DM09 | n/a | 9 | .937 (23,80) |
| | DM10 | n/a | 10 | 1.037 (26,34) |
| | DM12 | n/a | 12 | 1.237 (31,42) |
| | Recessed Actuator | DMR01 | n/a | 1 |
| DMR02 | | DMR02T | 2 | .237 (6,02) |
| DMR03 | | DMR03T | 3 | .337 (8,56) |
| DMR04 | | DMR04T | 4 | .437 (11,10) |
| DMR05 | | DMR05T | 5 | .537 (13,64) |
| DMR06 | | DMR06T | 6 | .637 (16,18) |
| DMR07 | | DMR07T | 7 | .737 (18,72) |
| DMR08 | | DMR08T | 8 | .837 (21,26) |
| DMR09 | | DMR09T | 9 | .937 (23,80) |
| DMR10 | | DMR10T | 10 | 1.037 (26,34) |
| DMR12 | | DMR12T | 12 | 1.237 (31,42) |

For tape & reel packaging on DMR models only, add 'TR' to model number - example: DMR08TTR. Note- tape & reel packaging is available only with tape seal models. 900 switches per reel.

SPECIFICATIONS SUBJECT TO CHANGE WITHOUT NOTICE.



Компания «ЭлектроПласт» предлагает заключение долгосрочных отношений при поставках импортных электронных компонентов на взаимовыгодных условиях!

Наши преимущества:

- Оперативные поставки широкого спектра электронных компонентов отечественного и импортного производства напрямую от производителей и с крупнейших мировых складов;
- Поставка более 17-ти миллионов наименований электронных компонентов;
- Поставка сложных, дефицитных, либо снятых с производства позиций;
- Оперативные сроки поставки под заказ (от 5 рабочих дней);
- Экспресс доставка в любую точку России;
- Техническая поддержка проекта, помощь в подборе аналогов, поставка прототипов;
- Система менеджмента качества сертифицирована по Международному стандарту ISO 9001;
- Лицензия ФСБ на осуществление работ с использованием сведений, составляющих государственную тайну;
- Поставка специализированных компонентов (Xilinx, Altera, Analog Devices, Intersil, Interpoint, Microsemi, Aeroflex, Peregrine, Syfer, Eurofarad, Texas Instrument, Miteq, Cobham, E2V, MA-COM, Hittite, Mini-Circuits, General Dynamics и др.);

Помимо этого, одним из направлений компании «ЭлектроПласт» является направление «Источники питания». Мы предлагаем Вам помощь Конструкторского отдела:

- Подбор оптимального решения, техническое обоснование при выборе компонента;
- Подбор аналогов;
- Консультации по применению компонента;
- Поставка образцов и прототипов;
- Техническая поддержка проекта;
- Защита от снятия компонента с производства.



Как с нами связаться

Телефон: 8 (812) 309 58 32 (многоканальный)

Факс: 8 (812) 320-02-42

Электронная почта: org@eplast1.ru

Адрес: 198099, г. Санкт-Петербург, ул. Калинина, дом 2, корпус 4, литера А.