



Micro Commercial Components



Micro Commercial Components
 20736 Marilla Street Chatsworth
 CA 91311
 Phone: (818) 701-4933
 Fax: (818) 701-4939

GBU15A THRU GBU15M

Features

- UL Recognized File # E165989
- Glass Passivated Chip junction
- High Surge Overload Rating
- Epoxy meets UL 94 V-0 flammability rating
- Moisture Sensitivity Level 1
- Lead Free Finish/Rohs Compliant (Note1) ("P" Suffix designates Compliant. See ordering information)
- Halogen free available upon request by adding suffix "-HF"

Maximum Ratings

- Operating Temperature: -55°C to +150°C
- Storage Temperature: -55°C to +150°C
- Typical Thermal Resistance: 2.2°C/W Junction to Case (Heatsink)
- Mounting Torque: 5.0 in-lbs Maximum

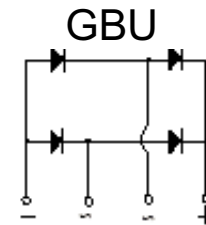
MCC Part Number	Maximum Recurrent Peak Reverse Voltage	Maximum RMS Voltage	Maximum DC Blocking Voltage
GBU15A	50V	35V	50V
GBU15B	100V	70V	100V
GBU15D	200V	140V	200V
GBU15G	400V	280V	400V
GBU15J	600V	420V	600V
GBU15K	800V	560V	800V
GBU15M	1000V	700V	1000V

Electrical Characteristics @ 25°C Unless Otherwise Specified

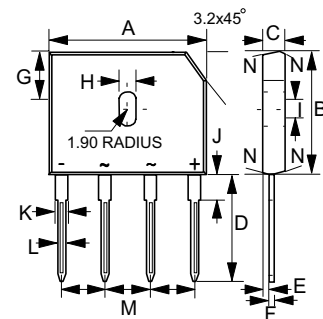
Maximum Average Forward Current (with heatsink)	$I_{F(AV)}$	15 A	$T_C = 100^\circ\text{C}$
Peak Forward Surge Current	I_{FSM}	240A	8.3ms, half sine
Maximum Instantaneous Forward Voltage	V_F	1.1V	At 7.5A DC
Maximum DC Reverse Current At Rated DC Blocking Voltage	I_R	5.0uA 500uA	$T_A = 25^\circ\text{C}$ $T_A = 125^\circ\text{C}$
Typical Junction Capacitance	C_J	70pF	Measured at 1.0MHz, $V_R=4.0V$
I^2t Rating for Fusing	I^2t	240A ² S	$t < 8.3ms$

Notes: 1. High Temperature Solder Exemption Applied, see EU Directive Annex Notes 7

15 Amp Single Phase Glass Passivated Bridge Rectifiers 50 to 1000 Volts



Case Style



DIMENSIONS

DIM	INCHES		MM		NOTE
	MIN	MAX	MIN	MAX	
A	.860	.880	21.80	22.30	
B	.720	.740	18.30	18.80	
C	.130	.140	3.30	3.56	
D	.690	.710	17.50	18.00	
E	.030	.039	0.76	1.00	
F	.018	.022	0.46	0.56	
G	.290	.310	7.40	7.90	
H	.140	.160	3.50	4.10	
I	.065	.085	1.65	2.16	
J	.089	.108	2.25	2.75	
K	.077	.093	1.95	2.35	
L	.040	.050	1.02	1.27	
M	.190	.210	4.83	5.33	
N	7.0° TYPICAL				

GBU15A thru GBU15M

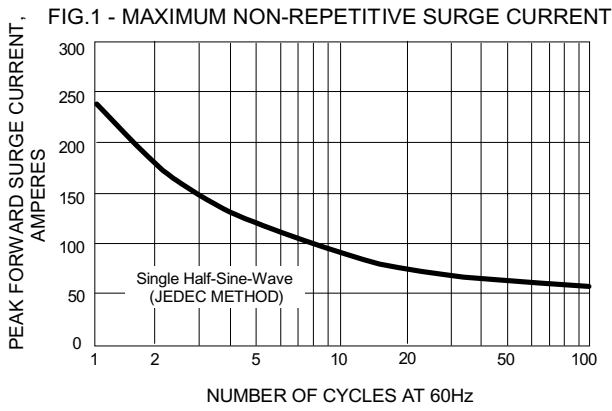


Figure2
Derating Curve Output Rectified Current

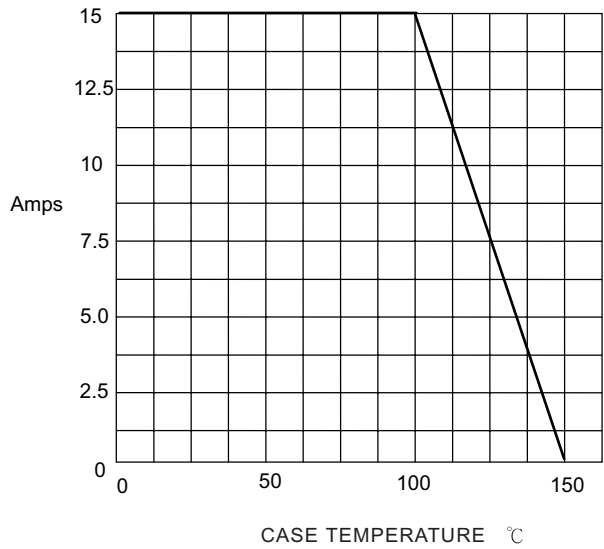
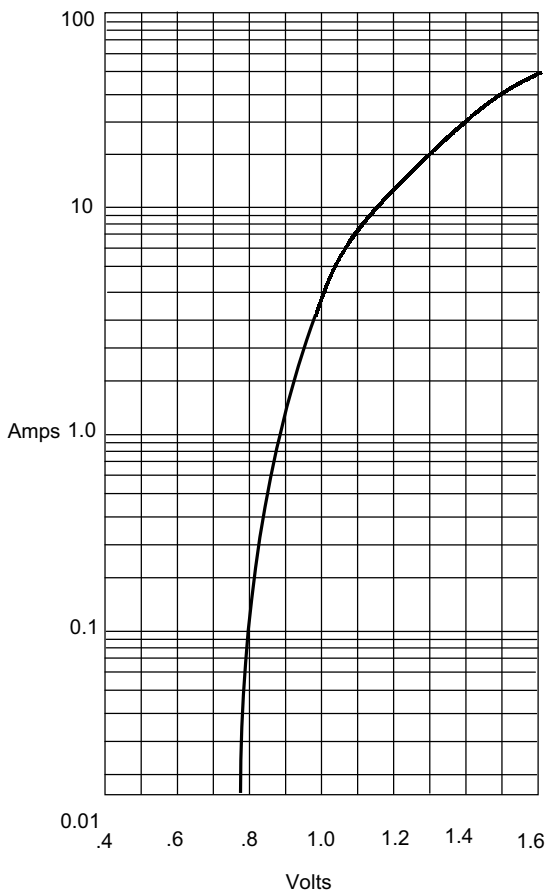
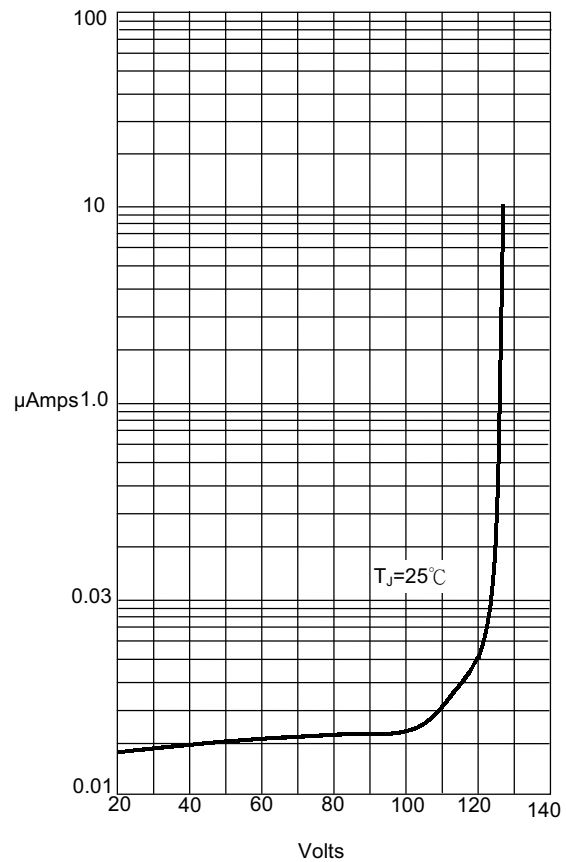


Figure 3
Typical Forward Characteristics



Instantaneous Forward Current -Amperes versus Instantaneous Forward Voltage - Volts

Figure 4
Typical Reverse Characteristics



Instantaneous Reverse Current - MicroAmperes versus Percent of Rated Peak Reverse Voltage - Volts



Micro Commercial Components

Ordering Information

Device	Packing
(Part Number)-BP	Bulk;1K/Box

Note : Adding "-HF" suffix for halogen free, eg. Part Number-BP-HF

IMPORTANT NOTICE

Micro Commercial Components Corp. reserves the right to make changes without further notice to any product herein to make corrections, modifications , enhancements , improvements , or other changes . **Micro Commercial Components Corp .** does not assume any liability arising out of the application or use of any product described herein; neither does it convey any license under its patent rights ,nor the rights of others . The user of products in such applications shall assume all risks of such use and will agree to hold **Micro Commercial Components Corp .** and all the companies whose products are represented on our website, harmless against all damages.

LIFE SUPPORT

MCC's products are not authorized for use as critical components in life support devices or systems without the express written approval of Micro Commercial Components Corporation.

CUSTOMER AWARENESS

Counterfeiting of semiconductor parts is a growing problem in the industry. Micro Commercial Components (MCC) is taking strong measures to protect ourselves and our customers from the proliferation of counterfeit parts. MCC strongly encourages customers to purchase MCC parts either directly from MCC or from Authorized MCC Distributors who are listed by country on our web page cited below. Products customers buy either from MCC directly or from Authorized MCC Distributors are genuine parts, have full traceability, meet MCC's quality standards for handling and storage. **MCC will not provide any warranty coverage or other assistance for parts bought from Unauthorized Sources.** MCC is committed to combat this global problem and encourage our customers to do their part in stopping this practice by buying direct or from authorized distributors.



Компания «ЭлектроПласт» предлагает заключение долгосрочных отношений при поставках импортных электронных компонентов на взаимовыгодных условиях!

Наши преимущества:

- Оперативные поставки широкого спектра электронных компонентов отечественного и импортного производства напрямую от производителей и с крупнейших мировых складов;
- Поставка более 17-ти миллионов наименований электронных компонентов;
- Поставка сложных, дефицитных, либо снятых с производства позиций;
- Оперативные сроки поставки под заказ (от 5 рабочих дней);
- Экспресс доставка в любую точку России;
- Техническая поддержка проекта, помощь в подборе аналогов, поставка прототипов;
- Система менеджмента качества сертифицирована по Международному стандарту ISO 9001;
- Лицензия ФСБ на осуществление работ с использованием сведений, составляющих государственную тайну;
- Поставка специализированных компонентов (Xilinx, Altera, Analog Devices, Intersil, Interpoint, Microsemi, Aeroflex, Peregrine, Syfer, Eurofarad, Texas Instrument, Miteq, Cobham, E2V, MA-COM, Hittite, Mini-Circuits, General Dynamics и др.);

Помимо этого, одним из направлений компании «ЭлектроПласт» является направление «Источники питания». Мы предлагаем Вам помощь Конструкторского отдела:

- Подбор оптимального решения, техническое обоснование при выборе компонента;
- Подбор аналогов;
- Консультации по применению компонента;
- Поставка образцов и прототипов;
- Техническая поддержка проекта;
- Защита от снятия компонента с производства.



Как с нами связаться

Телефон: 8 (812) 309 58 32 (многоканальный)

Факс: 8 (812) 320-02-42

Электронная почта: org@eplast1.ru

Адрес: 198099, г. Санкт-Петербург, ул. Калинина, дом 2, корпус 4, литера А.