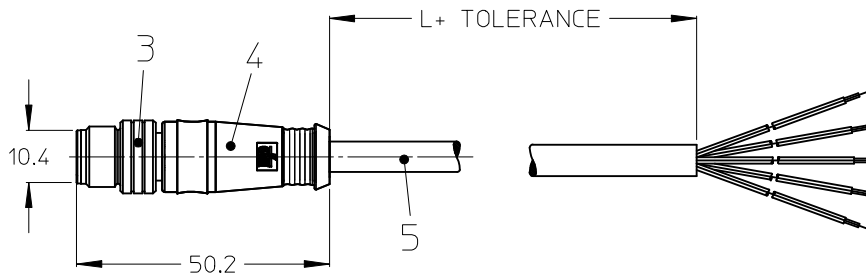
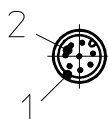


STRAIGHT PLUG MALE



NOTES:

TEMPERATURE RANGE SEE TABLE ON PAGE 2

CONTACT CURRENT RATING 3-5 POLES 4A
8 POLES 2A

VOLTAGE RATING 3-4 POLES 250V
5 POLES 60V
8 POLES 30V

PROTECTION CLASS IP 67

TOLERANCES

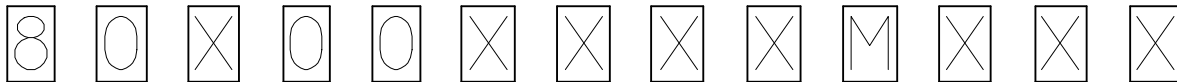
≤ 1m +20/-10mm
1m - 5m ± 25mm
5m - 10m ± 30mm
> 10m ± 30mm
> 20m ± 50mm

3 WIRE	4 WIRE	5 WIRE	8 WIRE
PIN # WIRE 1 BROWN 2 - 3 BLUE 4 BLACK 5 -	PIN # WIRE 1 BROWN 2 WHITE 3 BLUE 4 BLACK 5 -	PIN # WIRE 1 BROWN 2 WHITE 3 BLUE 4 BLACK 5 GREY	PIN # WIRE 1 WHITE 2 BROWN 3 GREEN 4 YELLOW 5 GREY 6 PINK 7 BLUE 8 RED
REQUIRED TO IEC 60947-5-2			REQUIRED TO DIN 47100

5	CABLE	SEE TABLE (PAGE 2)	---
4	OVERMOULDING	TPU	BLACK
3	MALE COUPLING NUT	BRASS	NI PLATED
2	PIN CONTACT	BRASS	GOLD PLATED
1	INSERT	PA	BLACK
ITEM	PART	MATERIAL	FINISH

ENTER DESCRIPTION EC NO: IPG2014-0812 DRWN:PMERUNKA 2012/04/20 CHKD:APOHL 2013/11/04 APPR:APOHL 2013/11/18	QUALITY SYMBOLS ▽=0 ◻=0	GENERAL TOLERANCES (UNLESS SPECIFIED) mm INCH 4 PLACES ± --- ± --- 3 PLACES ± --- ± --- 2 PLACES ± 0.05 ± --- 1 PLACE ± 0.10 ± --- 0 PLACE ± --- ± ---	DIMENSION STYLE MM ONLY DRAWN BY DATE PMERUNKA 2012/04/20 CHECKED BY DATE RSILLER 2013/01/18 APPROVED BY DATE APOHL 2013/11/18	SCALE 1:1 DESIGN UNITS METRIC THIRD ANGLE PROJECTION	TITLE CSE M12 XP AC MA STR XM SE UNSH
	DRAFT WHERE APPLICABLE MUST REMAIN WITHIN DIMENSIONS		MATERIAL NO. SEE TABLE	DOCUMENT NO. SD-120065-049	SHEET NO. 1 OF 3
	THIS DRAWING CONTAINS INFORMATION THAT IS PROPRIETARY TO MOLEX INCORPORATED AND SHOULD NOT BE USED WITHOUT WRITTEN PERMISSION				
	SIZE A3				

NUMERICAL CODE (Available parts see table page 3 ff others on request.)



80 = M12x1 single ended

poles:
3 = 3 poles
4 = 4 poles
5 = 5 poles

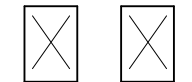
header:
000 = plug female straight
001 = plug female 90° right
006 = plug male straight
007 = plug male 90° right

M = meter

length:
Example
020 = 2 m

Cable:
E02 = 0,25mm², PVC black
E03 = 0,34mm², PVC black
H08 = 0,25mm², PUR black LS0H
H09 = 0,34mm², PUR black LS0H
I03 = 0,34mm², PVC grey
K05 = 0,34mm², TPE yellow
P02 = 0,25mm², PUR/PVC black
P03 = 0,34mm², PUR/PVC black
P82 = 0,34mm², PUR black irradiated
B30 = 0,34mm², TPE black

Special Types:



G = Brad in black
H = Sid with ID tag
1 = Stainless Steel
7 = Teflon coat

y = yellow overmoulding empty for black

CABLE TYPE	WIRE GAUGE	CABLE JACKET	UL	CSA	static	flexing	drag chain tested	other
E02	0.25mm ²	PVC black	STYLE 2464	I/II A/B 80°/300V	-30°C to +80°C 5xD	-5°C to +80°C 9xD	---	---
E03	0.34mm ²	PVC black	STYLE 2464	I/II A/B 80°/300V	-30°C to +80°C 5xD	-5°C to +80°C 9xD	---	---
H08	0.25mm ²	PUR black LS0H	AWM STYLE 21198/10493	APPROVED	-50°C to +80°C 5xD	-25°C to +80°C 10xD	2000000 cycles	---
H09	0.34mm ²	PUR black LS0H	AWM STYLE 21198/10493	APPROVED	-50°C to +80°C 5xD	-25°C to +80°C 10xD	drag chain 60°C	---
I03	0.34mm ²	PVC grey	---	---	-30°C to +70°C	-5°C to +70°C	---	---
K05	0.34mm ²	TPE yellow	ITC E195601 or PLTC	AWM I/II A/B FT4 LL54185	---	---	---	CSA-US:ITC LL54185-02
P02	0.25mm ²	PUR/PVC black	not applicable	not applicable	-30°C to +80°C 7xD	-5°C to +80°C 15xD	---	---
P03	0.34mm ²	PUR/PVC black	not applicable	not applicable	-30°C to +80°C 7xD	-5°C to +80°C 15xD	---	---
P82	0.34mm ²	irrad. PUR orange	---	---	-50°C to +105°C 5xD	-40°C to +105°C 7.5xD	---	---
B30	0.34mm ²	PUR black	STYLE 21215	yes	-40°C to +90°C 5xD	-25°C to +80°C 7.5xD	---	---

ENTER DESCRIPTION EC NO: IPG2014-0812 DRWN:PMERUNKA 2012/04/20 CHKD:APOHL 2013/11/04 APPR:APOHL 2013/11/18	DESCRIPTION 1	QUALITY SYMBOLS ▽=0 ◻=0	GENERAL TOLERANCES (UNLESS SPECIFIED) mm INCH 4 PLACES ± --- ± --- 3 PLACES ± --- ± --- 2 PLACES ± 0.05 ± --- 1 PLACE ± 0.10 ± --- 0 PLACE ± --- ± ---	DIMENSION STYLE MM ONLY DRAWN BY DATE PMERUNKA 2012/04/20 CHECKED BY DATE RSILLER 2013/01/18 APPROVED BY DATE APOHL 2013/11/18	SCALE 1:1 DESIGN UNITS METRIC THIRD ANGLE PROJECTION	TITLE CSE M12 XP AC MA STR XM SE UNSH
		ANGULAR ± .5 ° DRAFT WHERE APPLICABLE MUST REMAIN WITHIN DIMENSIONS	MATERIAL NO. SEE TABLE	DOCUMENT NO. SD-120065-049	SHEET NO. 2 OF 3	
		THIS DRAWING CONTAINS INFORMATION THAT IS PROPRIETARY TO MOLEX INCORPORATED AND SHOULD NOT BE USED WITHOUT WRITTEN PERMISSION				
		molex				

PART LIST

1200064353	803006E03M003
1200658526	803006E03M005
1200658565	803006E03M010
1200060240	803006E03M020
1200062017	803006E03M030
1200658566	803006E03M040
1200060241	803006E03M050
1200060242	803006E03M100
1200061611	803006E03M150
1200658892	803006H09M003
1200658653	803006H09M010
1200658654	803006H09M015
1200658655	803006H09M020
1200658656	803006H09M030
1200658657	803006H09M040
1200658248	803006H09M050
1200658247	803006H09M100
1200060252	803006I03M020
1200060253	803006I03M030
1200658595	803006I03M040
1200060254	803006I03M050
1200651113	803006K05M006
1200652035	803006K05M015
1200651114	803006K05M020
1200651115	803006K05M025
1200651116	803006K05M040
1200651117	803006K05M050
1200651118	803006K05M060
1200651119	803006K05M100
1200060256	803006P03M002
1200659194	804006E09M250

1200658055	803006P03M003
1200064160	803006P03M005
1200061853	803006P03M010
1200060257	803006P03M020
1200060260	803006P03M030
1200658612	803006P03M040
1200060261	803006P03M050
1200658613	803006P03M100
1200064014	803006P82M006
1200064375	803006P82M010
1200061551	803006S20M050
1200062606	803006S20M100
1200063077	804006E02M005
1200659034	804006E02M050
1200659036	804006E02M070
1200659037	804006E02M100
1200658265	804006E03C550
1200064251	804006E03M003
1200064252	804006E03M005
1200060558	804006E03M006
1200060559	804006E03M010
1200060560	804006E03M020
1200062830	804006E03M0205
1200060561	804006E03M030
1200658571	804006E03M040
1200060562	804006E03M050
1200659186	804006E03M060

1200658542	804006E03M070
1200060563	804006E03M100
1200060046	804006E03M120
1200658876	804006E03M150
1200062426	804006E03M200
1200658890	804006H09M003
1200658727	804006H09M010
1200658728	804006H09M015
1200658729	804006H09M020
1200658730	804006H09M030
1200658731	804006H09M040
1200658732	804006H09M050
1200658733	804006H09M100
1200658895	804006H09M200
1200658325	804006I03M010
1200060565	804006I03M020
1200658601	804006I03M040
1200060567	804006I03M050
1200060568	804006I03M100
1200061023	804006I20M003

1200651356	804006K03M005
1200652024	804006K03M006
1200651357	804006K03M010
1200651359	804006K03M020
1200652027	804006K03M030
1200652025	804006K03M036
1200651360	804006K03M040
1200651361	804006K03M050
1200651362	804006K03M060
1200651128	804006K05M006
1200652082	804006K05M010
1200651363	804006K05M030
1200651130	804006K05M040
1200651131	804006K05M050
1200651132	804006K05M060
1200651133	804006K05M100
1200061855	804006P03M006
1200064347	804006P03M007
1200061633	804006P03M010
1200064261	804006P03M011
1200060570	804006P03M020
1200060571	804006P03M030
1200652141	804006P03M040
1200060047	804006P03M050

1200652271	803006B30M010
1200652272	803006B30M020
1200652273	803006B30M050
1200652274	803006B30M100
1200652275	804006B30M010
1200652276	804006B30M020
1200652277	804006B30M050
1200652278	804006B30M100
1200652279	805006B30M010
1200652280	805006B30M020
1200652281	805006B30M050
1200652282	805006B30M100

ENTER DESCRIPTION EC NO: IPG2014-0812 DRWN:PMERUNKA 2012/04/20 CHKD:APOHL 2013/11/04 APPR:APOHL 2013/11/18 1	QUALITY SYMBOLS = 0 = 0	GENERAL TOLERANCES (UNLESS SPECIFIED)		DIMENSION STYLE MM ONLY		SCALE 1:1	DESIGN UNITS METRIC	THIRD ANGLE PROJECTION		
		4 PLACES ± --- ± --- 3 PLACES ± --- ± --- 2 PLACES ± 0.05 ± --- 1 PLACE ± 0.10 ± --- 0 PLACE ± --- ± ---		DRAWN BY PMERUNKA		DATE 2012/04/20	TITLE CSE M12 XP AC MA STR XM SE UNSH			
		ANGULAR ± .5 °		CHECKED BY RSILLER		DATE 2013/01/18				
		DRAFT WHERE APPLICABLE MUST REMAIN WITHIN DIMENSIONS		APPROVED BY APOHL		DATE 2013/11/18	MATERIAL NO. SEE TABLE		DOCUMENT NO. SD-120065-049	SHEET NO. 3 OF 3



Компания «ЭлектроПласт» предлагает заключение долгосрочных отношений при поставках импортных электронных компонентов на взаимовыгодных условиях!

Наши преимущества:

- Оперативные поставки широкого спектра электронных компонентов отечественного и импортного производства напрямую от производителей и с крупнейших мировых складов;
- Поставка более 17-ти миллионов наименований электронных компонентов;
- Поставка сложных, дефицитных, либо снятых с производства позиций;
- Оперативные сроки поставки под заказ (от 5 рабочих дней);
- Экспресс доставка в любую точку России;
- Техническая поддержка проекта, помощь в подборе аналогов, поставка прототипов;
- Система менеджмента качества сертифицирована по Международному стандарту ISO 9001;
- Лицензия ФСБ на осуществление работ с использованием сведений, составляющих государственную тайну;
- Поставка специализированных компонентов (Xilinx, Altera, Analog Devices, Intersil, Interpoint, Microsemi, Aeroflex, Peregrine, Syfer, Eurofarad, Texas Instrument, Miteq, Cobham, E2V, MA-COM, Hittite, Mini-Circuits, General Dynamics и др.);

Помимо этого, одним из направлений компании «ЭлектроПласт» является направление «Источники питания». Мы предлагаем Вам помощь Конструкторского отдела:

- Подбор оптимального решения, техническое обоснование при выборе компонента;
- Подбор аналогов;
- Консультации по применению компонента;
- Поставка образцов и прототипов;
- Техническая поддержка проекта;
- Защита от снятия компонента с производства.



Как с нами связаться

Телефон: 8 (812) 309 58 32 (многоканальный)

Факс: 8 (812) 320-02-42

Электронная почта: org@eplast1.ru

Адрес: 198099, г. Санкт-Петербург, ул. Калинина, дом 2, корпус 4, литера А.