

0603ESDA2-TR2 ESD Suppressor PolySurg™ Series



Description

The second generation PolySurg™ 0603ESDA2-TR2 ESD Suppressors protect valuable high-speed data circuits from ESD damage without distorting data signals as a result of its ultra-low (0.15pF maximum) capacitance.

Features

- Lead free, halogen free materials
- 0603/1608 footprint surface mount device
- Ideal ESD protection for high frequency, low voltage applications
- Exceeds testing requirements of IEC 61000-4-2
- Ultra low capacitance (0.15pF maximum)
- Very low leakage current
- Fast response time
- Bi-directional

Specifications

Performance Characteristics	Units	Min	Typ	Max
Continuous Operating Voltage	Vdc	-	14	30
Clamping Voltage ¹	V	-	35	60
Trigger Voltage ²	V	-	350	-
ESD Threat Voltage Capability	kv	-	8	15
Capacitance (@ 1MHz)	pF	-	0.10	0.15
Leakage Current (@ 12Vdc)	nA	-	<0.1	100
Peak Current	A	-	30 Typ.	45
Operating Temperature	°C	-55	+25	+105
ESD Pulse Withstand	# Pulses	20	>500	-

1. Per IEC 61000-4-2, 30A @ 8kV, Level 4, contact discharge, measurement made 30ns after initiation of pulse.

2. Trigger measurement made using Transmission Line Pulse (TLP) method.

Applications

- Computers and peripherals
- Blu-Ray/DVD players
- Satellite and HD radio
- PDAs
- Digital camcorders
- Set top Boxes
- DSL Modems
- High speed data ports
 - USB 2.0/3.0
 - High speed ethernet
 - Infiniband®
- HDTV Equipment
- A/V Equipment
- Cell phones
- Digital still cameras
- MP3 / Multimedia players
- External storage
- GPS
- IEEE 1394
- DVI
- HDMI

Part Numbering System: 0603 ESDA 2 TR2

Package size _____
 Product family _____
 Second generation designator _____
 Packaging code _____

Packaging

- 5000 pieces in paper tape on 7 inch diameter (178mm) reel per EIA Standard 481.

Packaging Code

Package Code Suffix	Description
-TR2	5000 pieces in paper tape on 7 inch diameter (178mm) reel per EIA Standard 481

Device Marking

PolySurg™ ESD Suppressors are marked on the tape and reel packages, not individually. Since the product is bi-directional and symmetrical, no orientation marking is required.

Design Consideration

The location in the circuit for the 0603ESDA2-TR2 Series has to be carefully determined. For better performance, the device should be placed as close to the signal input as possible and ahead of any other component. Due to the high current associated with an ESD event, it is recommended to use a "0-stub" pad design (pad directly on the signal/data line and second pad directly on common ground).

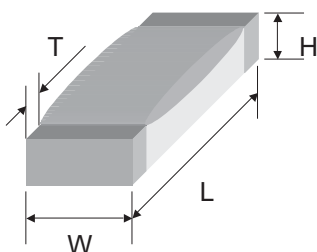
Processing Recommendations

The 0603ESDA2-TR2 Series currently has a convex profile on the top surface of the part. This profile is a result of the construction of the device. They can be processed using standard pick-and-place equipment. The placement and processing techniques for these devices are similar to those used for chip resistors and chip capacitors.

Environmental Specifications:

- Coating bond strength: ASTM D3359-83, Method A, Section 6.
Note: the device coating is not scored.
- Chemical resistance: ASTM D-543, 4 hrs @ 40°C, 3 solutions (H₂O, detergent solution, defluxer).
- Humidity (steady state): MIL-STD-883, method 1004.7, 85% RH, 85°C, 240 hrs.
- Thermal shock: MIL-STD-202F, method 107G, -65°C to 125°C, 30 min, 5 cycles.
- Vibration: MIL-STD-202F, method 201A, (10 to 55 to 10Hz, 1 minute cycle, 2 hrs. each in X-Y-Z axis).
- Solder leach resistance and terminal adhesion per EIA-567.
- Solderability per MIL-STD-202, Method 208 (95% coverage).
- Full load voltage: 14.4Vdc, 1000hrs., 25°C.
- Operating temperature characteristics: Electrical testing at +105°C and -55°C.

Dimensions - mm (in)

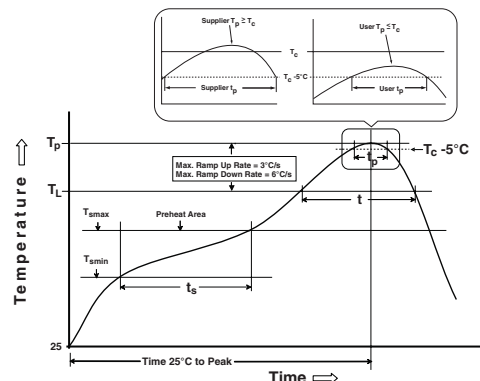


EIA Size	L	W	H	T
0603ESDA	1.60±0.15 (0.063±0.006)	0.80±0.10 (0.031±0.004)	0.60±0.10 (0.024±0.004)	0.31±0.21 (0.012±0.008)

Soldering Recommendations

- Compatible with lead and lead-free solder reflow processes
- Peak temperatures and durations:
 - IR Reflow = 260°C max for 30 sec. max. Capable of 3X reflow.
 - Wave Solder = 260°C max. for 10 sec. max.
 - Hand Soldering = 350°C max. for 5 sec. max.

Recommended IR Reflow Profile

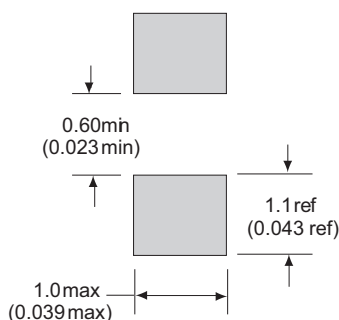


Profile Feature	Sn-Pb Eutectic Assembly	Pb-Free Assembly
Preheat & Soak		
Temperature min (T _{min})	100°C	150°C
Temperature max (T _{max})	150°C	200°C
Time (T _{min} to T _{max}) (t _{so})	60-120 seconds	60-120 seconds
Average ramp-up rate (T _{max} to T _p)	3°C/second max.	3°C/second max.
Liquidus temperature (T _l)	183°C	217°C
Time at liquidus (t _l)	60-150 seconds	60-150 seconds
Peak package body temperature (Tp)*	See classification temp in Table 4.1	See classification temp in Table 4.2
Time (t _p)** within 5°C of the specified classification temperature (T _c)	20** seconds	30** seconds
Average ramp-down rate (T _p to T _{max})	6°C/second max.	6°C/second max.
Time 25°C to peak temperature	6 minutes max.	8 minutes max.

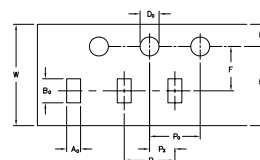
* Tolerance for peak profile temperature (Tp) is defined as a supplier minimum and a user maximum.
** Tolerance for time at peak profile temperature (tp) is defined as a supplier minimum and a user maximum.

Recommended Pad Layout - in (mm)

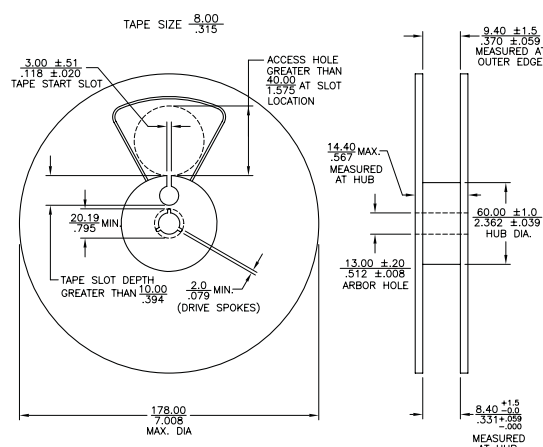
(per IPC-SM-782)



Tape and Reel Specifications - mm (in)



CARRIER DIMENSION (mm)												
A ₀	B ₀	C ₀	E ₁	E ₂	F	P ₀	P ₁	P ₂	T	W		
±0.20	±0.20	±0.10	±0.10	±0.30	±0.05	±0.10	±0.10	±0.05	±0.05	±0.30		
1.10	1.90	1.50	1.75	6.25	3.50	4.00	4.00	2.00	0.75	8.00		



The only controlled copy of this Data Sheet is the electronic read-only version located on the Cooper Bussmann Network Drive. All other copies of this document are by definition uncontrolled. This bulletin is intended to clearly present comprehensive product data and provide technical information that will help the end user with design applications. Cooper Bussmann reserves the right, without notice, to change design or construction of any products and to discontinue or limit distribution of any products. Cooper Bussmann also reserves the right to change or update, without notice, any technical information contained in this bulletin. Once a product has been selected, it should be tested by the user in all possible applications.

Life Support Policy: Cooper Bussmann does not authorize the use of any of its products for use in life support devices or systems without the express written approval of an officer of the Company. Life support systems are devices which support or sustain life, and whose failure to perform, when properly used in accordance with instructions for use provided in the labeling, can be reasonably expected to result in significant injury to the user.



Компания «ЭлектроПласт» предлагает заключение долгосрочных отношений при поставках импортных электронных компонентов на взаимовыгодных условиях!

Наши преимущества:

- Оперативные поставки широкого спектра электронных компонентов отечественного и импортного производства напрямую от производителей и с крупнейших мировых складов;
- Поставка более 17-ти миллионов наименований электронных компонентов;
- Поставка сложных, дефицитных, либо снятых с производства позиций;
- Оперативные сроки поставки под заказ (от 5 рабочих дней);
- Экспресс доставка в любую точку России;
- Техническая поддержка проекта, помощь в подборе аналогов, поставка прототипов;
- Система менеджмента качества сертифицирована по Международному стандарту ISO 9001;
- Лицензия ФСБ на осуществление работ с использованием сведений, составляющих государственную тайну;
- Поставка специализированных компонентов (Xilinx, Altera, Analog Devices, Intersil, Interpoint, Microsemi, Aeroflex, Peregrine, Syfer, Eurofarad, Texas Instrument, Miteq, Cobham, E2V, MA-COM, Hittite, Mini-Circuits, General Dynamics и др.);

Помимо этого, одним из направлений компании «ЭлектроПласт» является направление «Источники питания». Мы предлагаем Вам помощь Конструкторского отдела:

- Подбор оптимального решения, техническое обоснование при выборе компонента;
- Подбор аналогов;
- Консультации по применению компонента;
- Поставка образцов и прототипов;
- Техническая поддержка проекта;
- Защита от снятия компонента с производства.



Как с нами связаться

Телефон: 8 (812) 309 58 32 (многоканальный)

Факс: 8 (812) 320-02-42

Электронная почта: org@eplast1.ru

Адрес: 198099, г. Санкт-Петербург, ул. Калинина, дом 2, корпус 4, литера А.