

Features

- Single-Turn / Cermet / Industrial / Sealed
- Miniature package
- Rotor designed for automatic machine adjust interface
- Withstands harsh environments and immersion cleaning processes
- Tape and reel packaging available

- RoHS compliant* version available
- For trimmer applications/processing guidelines, [click here](#)

3362 - 1/4" Square Trimpot® Trimming Potentiometer

Electrical Characteristics

| | |
|------------------------------|---------------------------------|
| Standard Resistance Range | 10 to 2 megohms |
| | (see standard resistance table) |
| Resistance Tolerance | ±10 % std. |
| | (tighter tolerance available) |
| Absolute Minimum Resistance | |
| | 1 % or 2 ohms |
| | (whichever is greater) |
| Contact Resistance Variation | |
| | 1 % or 3 ohms max. |
| | (whichever is greater) |
| Adjustability | |
| Voltage | ±0.05 % |
| Resistance | ±0.15 % |
| Resolution | Infinite |
| Insulation Resistance | 500 vdc. |
| | 1,000 megohms min. |
| Dielectric Strength | |
| Sea Level | 900 vac |
| 80,000 Feet | 350 vac |
| Adjustment Angle | 240° nom. |

Environmental Characteristics

| | |
|-------------------------------|------------------------------|
| Power Rating (300 volts max.) | |
| 70 °C | 0.50 watt |
| 125 °C | 0 watt |
| Temperature Range | -55 °C to +125 °C |
| Temperature Coefficient | ±100 ppm/°C |
| Seal Test | 85 °C Fluorinert† |
| Humidity | MIL-STD-202 Method 103 |
| | 96 hours |
| | (2 % ΔTR; 10 Megohms IR) |
| Vibration | 30 G (1 % ΔTR; 1 % ΔVR) |
| Shock | 100 G (1 % ΔTR; 1 % ΔVR) |
| Load Life | 1,000 hours 0.5 watt @ 70 °C |
| | (3 % ΔTR; 3 % or 3 ohms, |
| | whichever is greater, CRV) |
| Rotational Life | 200 cycles |
| | (4 % ΔTR; 3 % or 3 ohms, |
| | whichever is greater, CRV) |

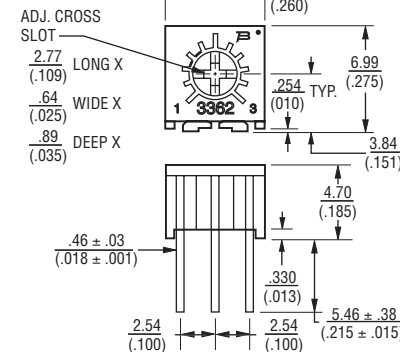
Physical Characteristics

| | |
|--------------------|----------------------------------|
| Mechanical Angle | 270° nom. |
| Torque | 3.0 oz-in. max. |
| Stop Strength | 7.0 oz-in. min. |
| Terminals | Solderable pins |
| Weight | 0.02 oz. |
| Marking | Resistance code, |
| | terminal numbers, manufacturer's |
| | model number, style |
| | and date code |
| Wiper | 50 % (Actual TR) ±10 % |
| Flammability | U.L. 94V-0 |
| Standard Packaging | 50 pcs. per tube |
| Adjustment Tool | H-90 |

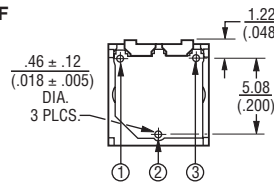
Product Dimensions

Common Dimensions

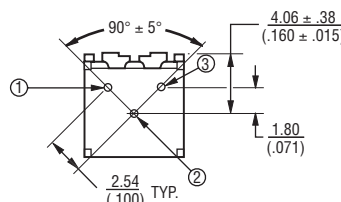
Top Adjust



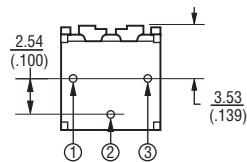
3362F



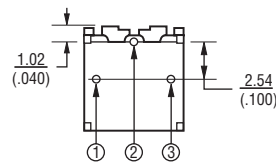
3362H



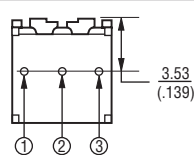
3362P



3362R

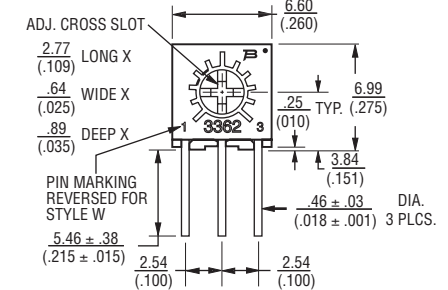


3362U

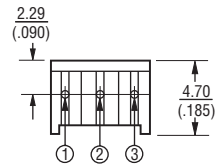


Common Dimensions

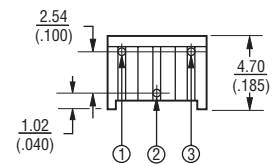
Side Adjust



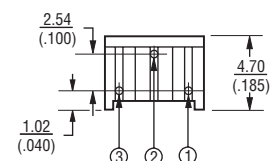
3362M



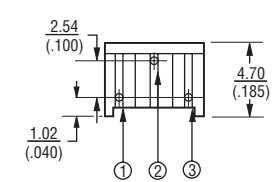
3362S



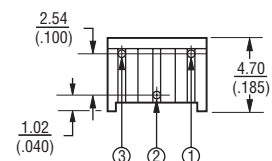
3362W



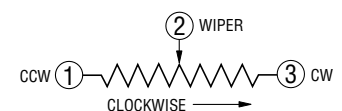
3362X



3362Z



DIMENSIONS: $\frac{\text{MM}}{\text{(INCHES)}}$
 TOLERANCES: ± $\frac{0.25}{(0.010)}$ EXCEPT WHERE NOTED



*RoHS Directive 2002/95/EC Jan 27 2003 including Annex.
 †"Fluorinert" is a registered trademark of 3M Co.
 Specifications are subject to change without notice.
 Customers should verify actual device performance in their specific applications.

3362 - 1/4 " Square Trimpot® Trimming Potentiometer **BOURNS®**

Product Dimensions

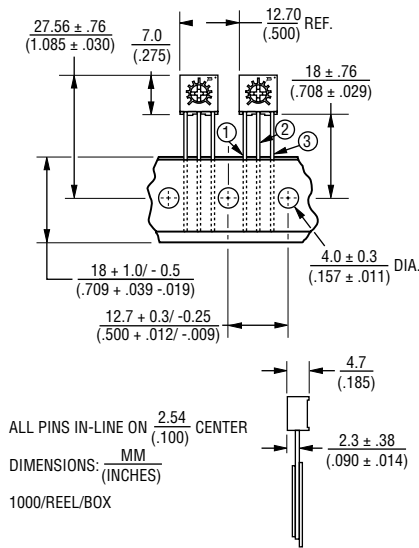
Top adjust models 3362F, H, P, R and U are available with a knob for finger adjustment. Add suffix letter "T" to order code.



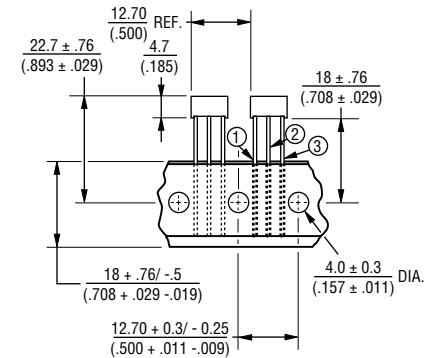
DIMENSIONS: $\frac{\text{MM}}{\text{(INCHES)}}$
TOLERANCES: ± $\frac{0.25}{(.010)}$ EXCEPT WHERE NOTED

Packaging Specifications

SIDE ADJUST 3362M-1



TOP ADJUST 3362U-1, 3362P-1



SIDE VIEW 3362U-1



SIDE VIEW 3362P-1



ALL PINS IN-LINE ON $\frac{2.54}{(.100)}$ CENTER
DIMENSIONS: $\frac{\text{MM}}{\text{(INCHES)}}$

750/REEL
1000/BOX

Meets EIA Specification 468.

How To Order

3362 P - 1 - 502 T LF

Model _____
Style _____
Standard or Modified _____
Product Indicator _____
-1 = Standard Product
Resistance Code _____
Optional Suffix Letter _____
T = Knob*
Packaging Designator _____
Blank = Tube (Standard)
R = Tape and Reel
(M, U and P Pin Styles Only)
A = Ammo Pack
(M, U and P Pin Styles Only)
Terminations _____
LF = 100 % Tin-plated (RoHS compliant)
Blank = 90 % Tin / 10 % Lead-plated
(Standard)

*Knob option is available only in standard Tube packaging for terminal styles F, H, P, R and U.

Consult factory for other available options.

Standard Resistance Table

| Resistance (Ohms) | Resistance Code |
|-------------------|-----------------|
| 10 | 100 |
| 20 | 200 |
| 50 | 500 |
| 100 | 101 |
| 200 | 201 |
| 500 | 501 |
| 1,000 | 102 |
| 2,000 | 202 |
| 5,000 | 502 |
| 10,000 | 103 |
| 20,000 | 203 |
| 25,000 | 253 |
| 50,000 | 503 |
| 100,000 | 104 |
| 200,000 | 204 |
| 250,000 | 254 |
| 500,000 | 504 |
| 1,000,000 | 105 |
| 2,000,000 | 205 |

Popular distribution resistance values listed in boldface. Special resistances available.

REV. 08/26/10

"Trimpot" is a registered trademark of Bourns, Inc.
Specifications are subject to change without notice.
Customers should verify actual device performance in their specific applications.



Компания «ЭлектроПласт» предлагает заключение долгосрочных отношений при поставках импортных электронных компонентов на взаимовыгодных условиях!

Наши преимущества:

- Оперативные поставки широкого спектра электронных компонентов отечественного и импортного производства напрямую от производителей и с крупнейших мировых складов;
- Поставка более 17-ти миллионов наименований электронных компонентов;
- Поставка сложных, дефицитных, либо снятых с производства позиций;
- Оперативные сроки поставки под заказ (от 5 рабочих дней);
- Экспресс доставка в любую точку России;
- Техническая поддержка проекта, помощь в подборе аналогов, поставка прототипов;
- Система менеджмента качества сертифицирована по Международному стандарту ISO 9001;
- Лицензия ФСБ на осуществление работ с использованием сведений, составляющих государственную тайну;
- Поставка специализированных компонентов (Xilinx, Altera, Analog Devices, Intersil, Interpoint, Microsemi, Aeroflex, Peregrine, Syfer, Eurofarad, Texas Instrument, Miteq, Cobham, E2V, MA-COM, Hittite, Mini-Circuits, General Dynamics и др.);

Помимо этого, одним из направлений компании «ЭлектроПласт» является направление «Источники питания». Мы предлагаем Вам помощь Конструкторского отдела:

- Подбор оптимального решения, техническое обоснование при выборе компонента;
- Подбор аналогов;
- Консультации по применению компонента;
- Поставка образцов и прототипов;
- Техническая поддержка проекта;
- Защита от снятия компонента с производства.



Как с нами связаться

Телефон: 8 (812) 309 58 32 (многоканальный)

Факс: 8 (812) 320-02-42

Электронная почта: org@eplast1.ru

Адрес: 198099, г. Санкт-Петербург, ул. Калинина, дом 2, корпус 4, литера А.