

Clamp Filters (Ferrite Core with Case)

For cable

ZCAT series

Type: ZCAT
 ZCAT-A
 ZCAT-B
 ZCAT-D/-DT

Issue date: June 2012

- All specifications are subject to change without notice.
 - Conformity to RoHS Directive: This means that, in conformity with EU Directive 2002/95/EC, lead, cadmium, mercury, hexavalent chromium, and specific bromine-based flame retardants, PBB and PBDE, have not been used, except for exempted applications.
-

Clamp Filters For Cable

Conformity to RoHS Directive

ZCAT Series

FEATURES

- Unique plastic case ensures simple, convenient installation and includes a self-holding mechanism to prevent slippage on cables.
- Ferrite core provides excellent absorption of high-frequency EMC.
- Highly effective as countermeasure against common mode EMC without adverse effect on signal quality.
- Large core size prevents saturation during large signal surges.

APPLICATIONS

Personal computers, word processors, monitors, hard disk drives, digital telephones, audio devices, electronic musical instruments, video games, copiers and facsimiles

PRODUCT IDENTIFICATION

| | | | | | | | | |
|------|-----|-----|-----|-----|-----|-----|---|-----|
| ZCAT | 24 | 36 | - | 13 | 30 | A | - | BK |
| (1) | (2) | (3) | (4) | (5) | (6) | (7) | | (7) |

- (1) Series name
 (2) Outer dimensions(mm)
 (3) Length(mm)
 (4) Inner dimensions(mm)
 (5) Material code
 (6) Fixed type code
 A: Cable fixed
 Hold the cable to secure it with the main body
 B: Clamp fixed
 D: Flat cable type
 DT: Flat cable type (Hold with adhesive pad.)
 Non code: Band fixed
 (Secure the cable and main body with the nylon belt.)
 (7) Outer color code
 BK: Black
 Non code: Gray

TEMPERATURE RANGES

| | |
|---------------------------------------|--------------|
| Operating temperature range | -40 to +85°C |
| Temperature range for engagement work | 0 to +50°C |



PACKAGING STYLE AND QUANTITIES

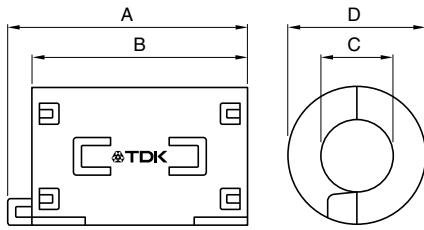
| Type | Quantity |
|------------|-----------------|
| ZCAT3035 | 200 pieces/box |
| ZCAT2017-B | 350 pieces/box |
| ZCAT2235 | 400 pieces/box |
| ZCAT2436 | 400 pieces/box |
| ZCAT2032 | 420 pieces/box |
| ZCAT2035 | 480 pieces/box |
| ZCAT2132 | 480 pieces/box |
| ZCAT1730 | 840 pieces/box |
| ZCAT2017 | 640 pieces/box |
| ZCAT1325 | 1344 pieces/box |
| ZCAT1518 | 896 pieces/box |
| ZCAT3618-D | 480 pieces/box |
| ZCAT4625-D | 240 pieces/box |
| ZCAT6819-D | 160 pieces/box |
| ZCAT10D | 770 pieces/box |
| ZCAT13D | 500 pieces/box |
| ZCAT20D | 280 pieces/box |

• Conformity to RoHS Directive: This means that, in conformity with EU Directive 2002/95/EC, lead, cadmium, mercury, hexavalent chromium, and specific bromine-based flame retardants, PBB and PBDE, have not been used, except for exempted applications.

• All specifications are subject to change without notice.

SHAPES AND DIMENSIONS

ZCAT



ZCAT-A



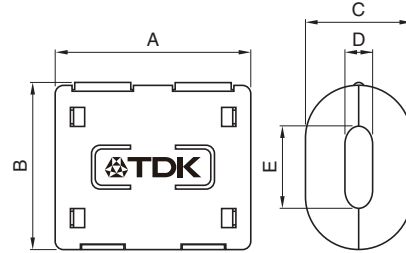
ZCAT-B



ZCAT-D, ZCAT-DT



ZCAT10D, 13D, 20D



INTERNAL CONSTRUCTION



STRUCTURE OF THE MOUNTING BAND



| Part No. | Dimensions in mm | | | | | Applicable cable outer diameter | Weight (g) | Impedance freq. characteristics Fig. |
|------------------------|------------------|--------|------|--------|--------|---------------------------------|------------|--------------------------------------|
| | A | B | C | D | E | | | |
| ZCAT1518-0730(-BK)*1 | 22±1 | 18±1 | 7±1 | 15±1 | – | 7max. | 6.1 | 1 |
| ZCAT2017-0930(-BK)*1 | 21±1 | 17±1 | 9±1 | 20±1 | – | 9max. | 7.0 | 2 |
| ZCAT2032-0930(-BK)*1 | 36±1 | 32±1 | 9±1 | 19.5±1 | – | 9max. | 22.7 | 3 |
| ZCAT2132-1130(-BK)*1 | 36±1 | 32±1 | 11±1 | 20.5±1 | – | 11max. | 21.6 | 4 |
| ZCAT3035-1330(-BK)*1 | 39±1 | 34±1 | 13±1 | 30±1 | – | 13max. | 64.8 | 5 |
| ZCAT1325-0530A(-BK) | 25±1 | 20±1 | 5±1 | 12.8±1 | 11.2±1 | 3 to 5(USB) | 6.37 | 4 |
| ZCAT1730-0730A(-BK) | 30±1 | 23±1 | 7±1 | 16.5±1 | 15±1 | 4 to 7(USB/IEEE1394) | 11.6 | 6 |
| ZCAT2035-0930A(-BK) | 35±1 | 28±1 | 9±1 | 19.5±1 | 17.4±1 | 6 to 9 | 21.2 | 3 |
| ZCAT2235-1030A(-BK) | 35±1 | 28±1 | 10±1 | 21.5±1 | 20±1 | 8 to 10 | 26.0 | 7 |
| ZCAT2436-1330A(-BK) | 36±1 | 29±1 | 13±1 | 23.5±1 | 22±1 | 10 to 13 | 29.0 | 8 |
| ZCAT2017-0930B(-BK) | 21±1 | 17±1 | 9±1 | 20±1 | (29) | 9max. | 11.5 | 2 |
| ZCAT3618-2630D(-BK) | 33.5±1 | 17.5±1 | 26±1 | 11.5±1 | – | For 20 wires flat cable | 15.6 | 9 |
| ZCAT3618-2630DT(-BK)*2 | 33.5±1 | 17.5±1 | 26±1 | 12.5±1 | – | For 20 wires flat cable | 15.6 | 9 |
| ZCAT4625-3430D(-BK) | 45.5±1 | 24.5±1 | 34±1 | 12±1 | – | For 26 wires flat cable | 32.5 | 10 |
| ZCAT4625-3430DT(-BK)*2 | 45.5±1 | 24.5±1 | 34±1 | 13±1 | – | For 26 wires flat cable | 32.5 | 10 |
| ZCAT6819-5230D(-BK) | 67.5±1 | 18.5±1 | 52±1 | 16±1 | – | For 40 wires flat cable | 58.4 | 10 |
| ZCAT6819-5230DT(-BK)*2 | 67.5±1 | 18.5±1 | 52±1 | 17±1 | – | For 40 wires flat cable | 58.4 | 10 |
| ZCAT 10D(-BK) | 27±1 | 14.5±1 | 10±1 | 4±1 | 7±1 | 4max. | 5.6 | 11 |
| ZCAT 13D(-BK) | 34±1 | 20±1 | 13±1 | 5±1 | 8.5±1 | 5max. | 14.8 | 12 |
| ZCAT 20D(-BK) | 35±1 | 30±1 | 20±1 | 5±1 | 15±1 | 5max. | 46.3 | 13 |

*1 These products are delivered with fixed band.

*2 ZCAT-DT type: Adapted for flat cables and hold with adhesive pad.

• ZCAT-B type: Clamp fixed type installation hole diameter ϕ 4.8 to 4.9mm, thickness of board 0.5 to 2mm.

ELECTRICAL CHARACTERISTICS

| Part No. | Impedance (Ω) min. | | |
|------------------------|-----------------------------|-----------------|----------------|
| | [10 to 100MHz] | [100 to 500MHz] | [50 to 500MHz] |
| ZCAT1518-0730(-BK) | 25 | 50 | — |
| ZCAT2017-0930(-BK) | 20 | 50 | — |
| ZCAT2032-0930(-BK) | 50 | 100 | — |
| ZCAT2132-1130(-BK) | 40 | 80 | — |
| ZCAT3035-1330(-BK) | 80 | 150 | — |
| ZCAT1325-0530A(-BK) | 50 | 100 | — |
| ZCAT1730-0730A(-BK) | 40 | 80 | — |
| ZCAT2035-0930A(-BK) | 50 | 100 | — |
| ZCAT2235-1030A(-BK) | 50 | 100 | — |
| ZCAT2436-1330A(-BK) | 30 | 80 | — |
| ZCAT2017-0930B(-BK) | 20 | 50 | — |
| ZCAT3618-2630D(T)(-BK) | — | — | 30 |
| ZCAT4625-3430D(T)(-BK) | — | — | 35 |
| ZCAT6819-5230D(T)(-BK) | — | — | 35 |
| ZCAT 10D(-BK) | 25 | 70 | — |
| ZCAT 13D(-BK) | 40 | 100 | — |
| ZCAT 20D(-BK) | 60 | 150 | — |

• Test conditions: R-X meter at unloaded condition, ϕ 1mm solder plated copper wire passes through.

TYPICAL EMC SUPPRESSION EFFECTS

RADIATION LEVEL vs. FREQUENCY CHARACTERISTICS

Without EMC filter



With EMC filter ZCAT2035-0930A



TYPICAL ELECTRICAL CHARACTERISTICS
IMPEDANCE vs. FREQUENCY CHARACTERISTICS

ZCAT1518-0730



Fig.1

ZCAT2017-0930
ZCAT2017-0930B



Fig.2

ZCAT2032-0930
ZCAT2035-0930A



Fig.3

ZCAT2132-1130
ZCAT1325-0530A



Fig.4

ZCAT3035-1330



Fig.5

ZCAT1730-0730A



Fig.6

ZCAT2235-1030A



Fig.7

ZCAT2436-1330A



Fig.8

ZCAT3618-2630D(T)



Fig.9

ZCAT4625-3430D(T)
ZCAT6819-5230D(T)



Fig.10

ZCAT10D

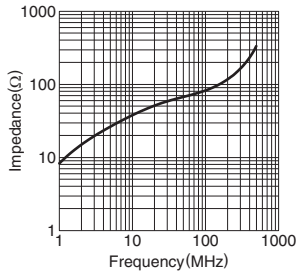


Fig.11

ZCAT13D

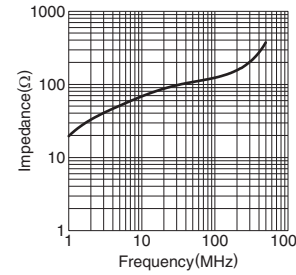


Fig.12

ZCAT20D

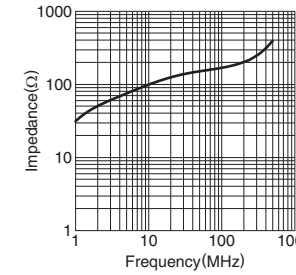


Fig.13

• All specifications are subject to change without notice.



Компания «ЭлектроПласт» предлагает заключение долгосрочных отношений при поставках импортных электронных компонентов на взаимовыгодных условиях!

Наши преимущества:

- Оперативные поставки широкого спектра электронных компонентов отечественного и импортного производства напрямую от производителей и с крупнейших мировых складов;
- Поставка более 17-ти миллионов наименований электронных компонентов;
- Поставка сложных, дефицитных, либо снятых с производства позиций;
- Оперативные сроки поставки под заказ (от 5 рабочих дней);
- Экспресс доставка в любую точку России;
- Техническая поддержка проекта, помощь в подборе аналогов, поставка прототипов;
- Система менеджмента качества сертифицирована по Международному стандарту ISO 9001;
- Лицензия ФСБ на осуществление работ с использованием сведений, составляющих государственную тайну;
- Поставка специализированных компонентов (Xilinx, Altera, Analog Devices, Intersil, Interpoint, Microsemi, Aeroflex, Peregrine, Syfer, Eurofarad, Texas Instrument, Miteq, Cobham, E2V, MA-COM, Hittite, Mini-Circuits, General Dynamics и др.);

Помимо этого, одним из направлений компании «ЭлектроПласт» является направление «Источники питания». Мы предлагаем Вам помощь Конструкторского отдела:

- Подбор оптимального решения, техническое обоснование при выборе компонента;
- Подбор аналогов;
- Консультации по применению компонента;
- Поставка образцов и прототипов;
- Техническая поддержка проекта;
- Защита от снятия компонента с производства.



Как с нами связаться

Телефон: 8 (812) 309 58 32 (многоканальный)

Факс: 8 (812) 320-02-42

Электронная почта: org@eplast1.ru

Адрес: 198099, г. Санкт-Петербург, ул. Калинина, дом 2, корпус 4, литера А.