

Specification

Part No.	:	MGA1.101111
Product Name	:	NB-IoT / CAT M1 3dBi Mini Magnetic Mount 698~960MHz/1710~2700MHz
Features	:	698MHz to 960MHz and 1710MHz to 2700MHz Works on 4G/3G/2G Typical 30%+ Efficiency and 3dBi Peak Gain Robust High Strength Super Magnet Mount Cable: 1M RG174 Connector: SMA(M) Dimensions: 82.8*30*7.8mm RoHS compliant



1. Introduction

The MGA1.101111 magnetic mount antenna delivers stable high omnidirectional gain and efficiencies to support NB-IoT / CAT M1 application bands and all common 4G/3G/2G global cellular bands from 698 MHz to 2.7 GHz.

NB-IoT / CAT M1 is a low power wide area (LPWA) technology specifically designed for IoT and M2M. CAT M1 technology offers lower maintenance cost, with greater efficiency and reliability by reducing power consumption and providing deeper penetration compared to standard cellular technologies. It operates on secure mobile networks making it suited to automotive, smart meter, medical and smart city applications.

This high performing antenna can be used for all cellular devices and will not require changing antennas when deploying from country to country or technology to technology like CDMA to GSM. Being magnetic mount it is designed to be mounted on a ground plane for optimal performance. A reliable return loss of < 5dB when mounted on a metal plate ensures it complies with the industry standards set by module makers and networks worldwide. Taoglas recommends using the antenna with 1m cable length or less and can provide customized connectors and cable lengths upon customer requirements.


The strong magnet base is extremely stable and robust, using only high quality neodymium magnets for a secure magnetic mount to ensure a high pull force to disengage.

2. Specification


CAT M1						
Frequency(MHz)	Band 2		Band 4		Band 12	
	Tx	Rx	Tx	Rx	Tx	Rx
	1850-1910	1930-1990	1710-1755	2110-2155	699-716	729-746
Efficiency (%)						
Free Space	52.24	54.24	41.81	59.85	36.41	24.22
30x30cm Ground Center	44.72	50.07	32.23	59.94	51.57	63.02
Average Gain (dBi)						
Free Space	-2.82	-2.66	-3.79	-2.23	-4.39	-5.73
30x30cm Ground Center	-3.50	-3.01	-4.87	-2.22	-2.87	-2.00
Peak Gain (dBi)						
Free Space	1.33	1.56	0.13	1.57	-0.83	-0.93
30x30cm Ground Center	2.37	3.07	0.32	3.39	0.02	1.12
Impedance	50Ω					
Polarization	Linear					
Cable	1 Meter RG-174 Coaxial Cable					
Connector	SMA (M)					
MECHNICAL						
Antenna Dimension	7.8 x 30 x 82.8 mm					
Housing Material	TPEE and ABS					
Cable	1 Meter RG-174 Coaxial Cable					
Connector	SMA (M)					
Magnetic Pull Force	2 kgf					

3. Antenna Characteristics

3.1. Antenna Test Setup

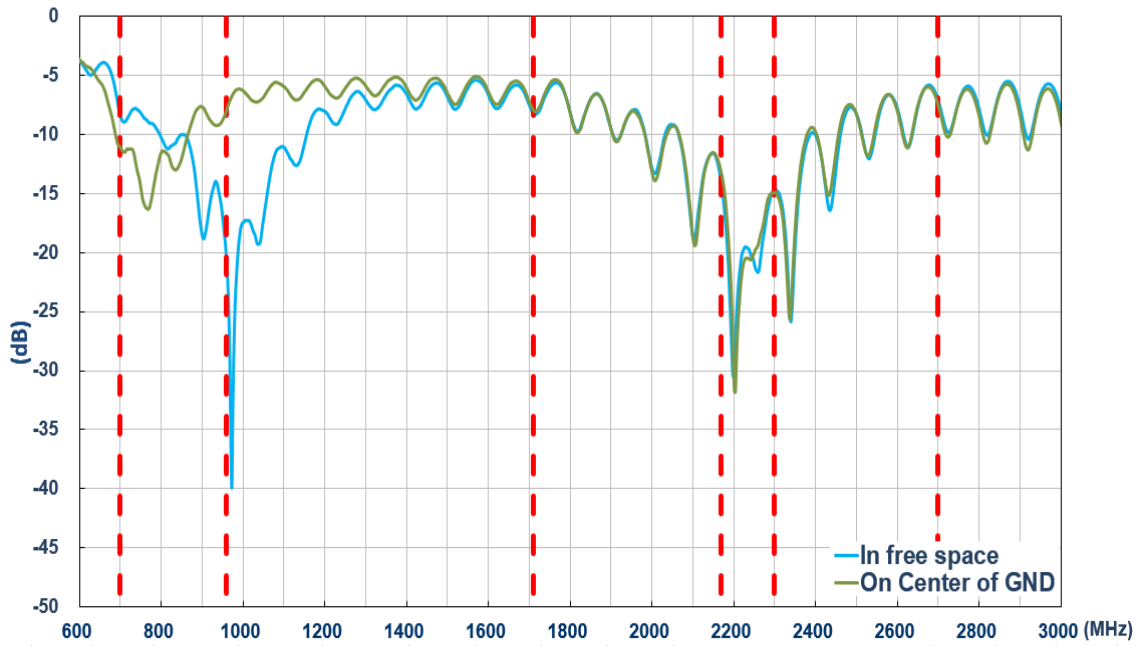


In free space

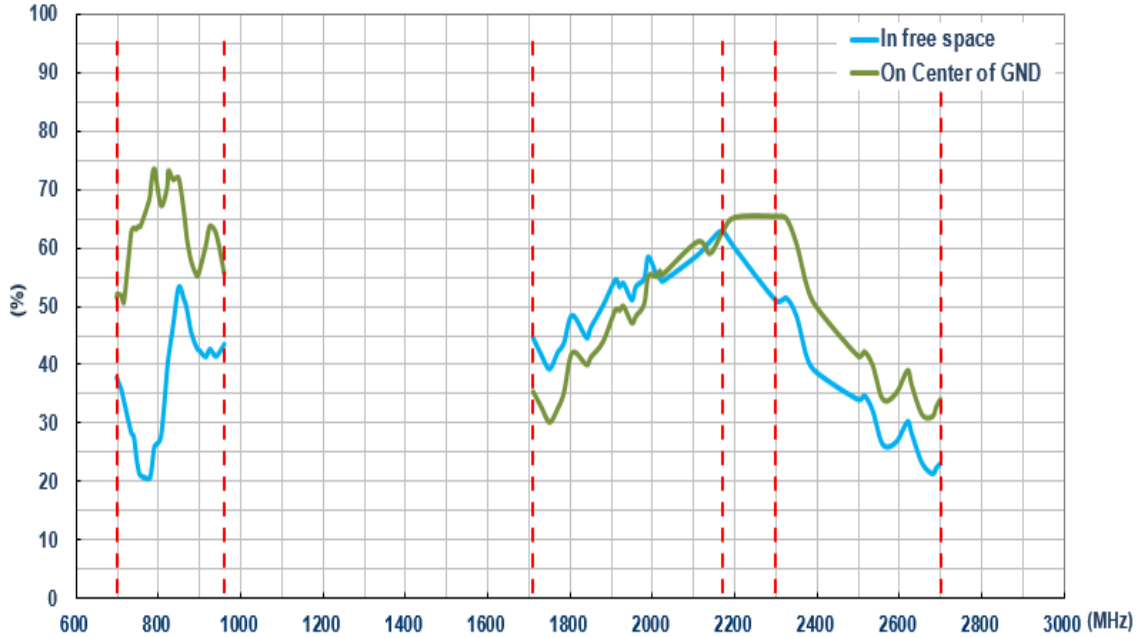


On 30x30cm Ground Center

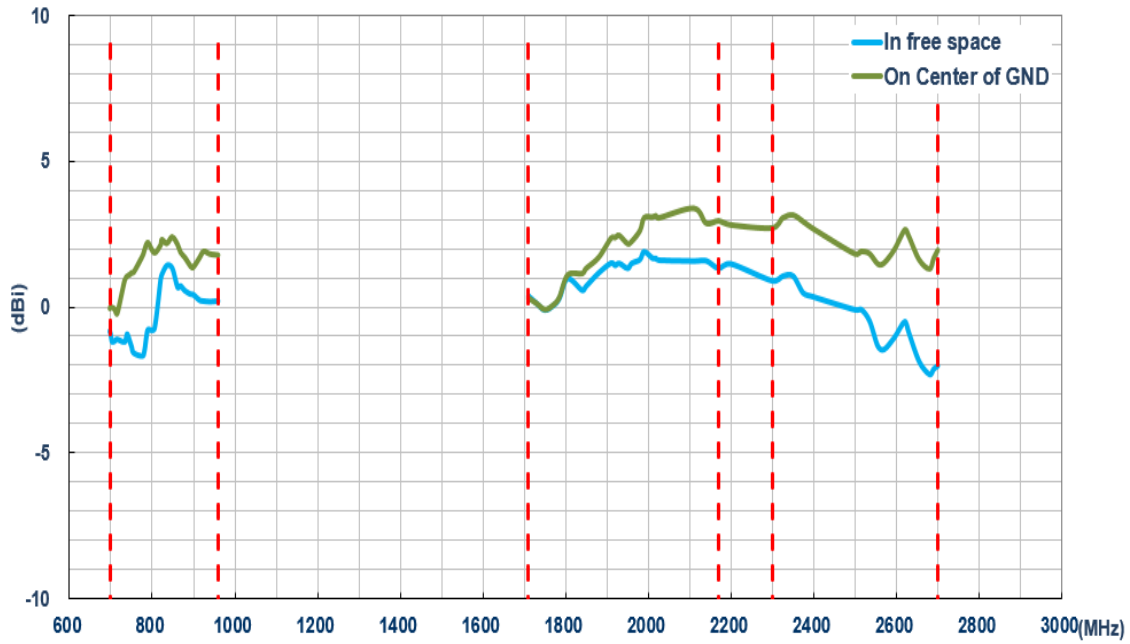
3.2. Return Loss



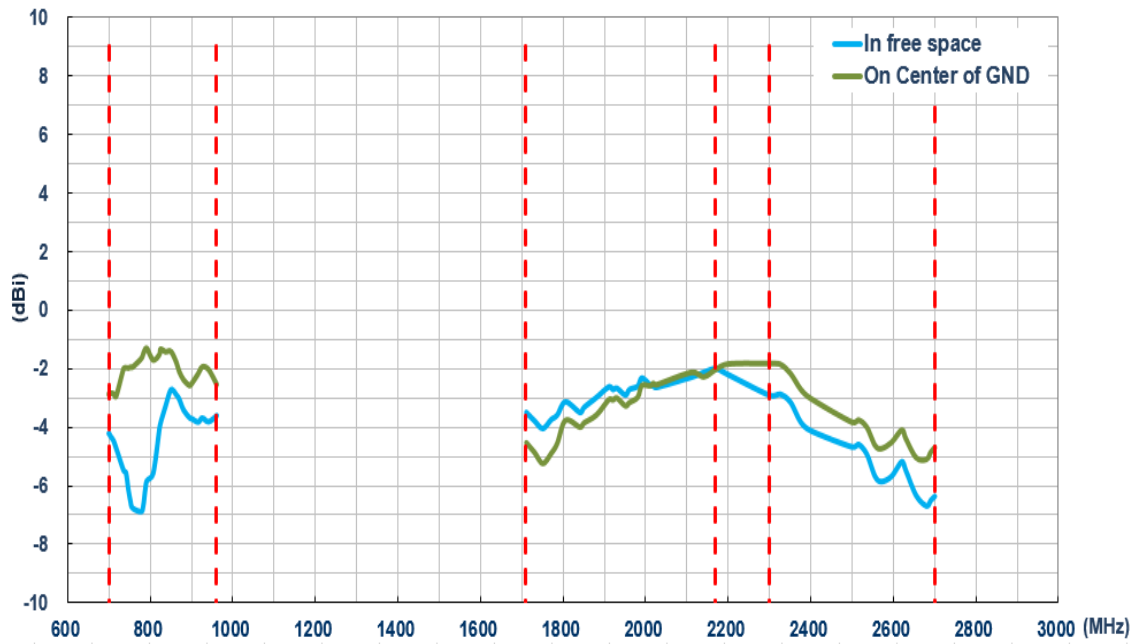
3.3. Efficiency



3.4. Peak Gain



3.5. Average Gain




4. Antenna Radiation Patterns

4.1. Antenna Setup (Antenna testing Setup in Anechoic Chamber)



In free space

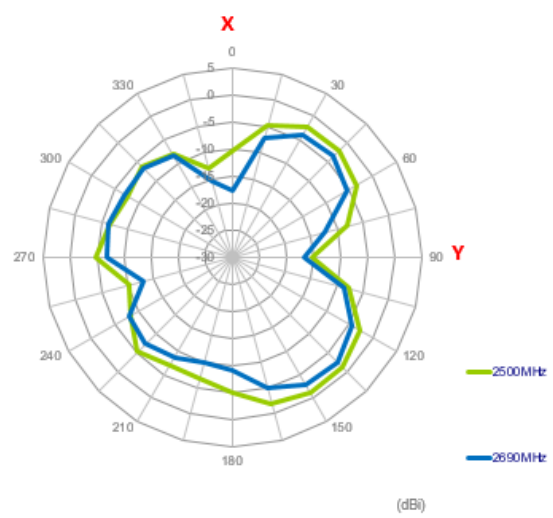
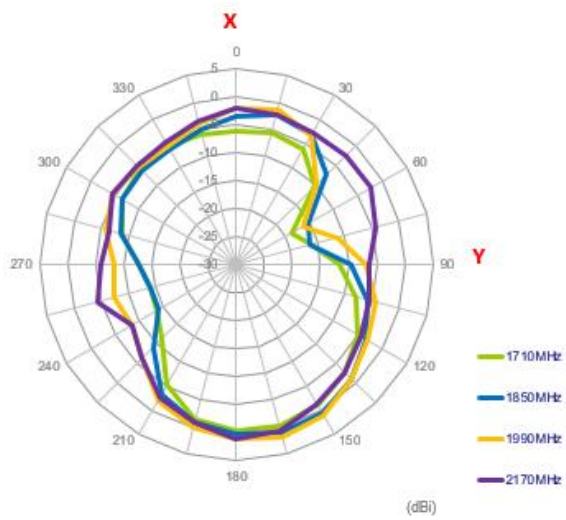
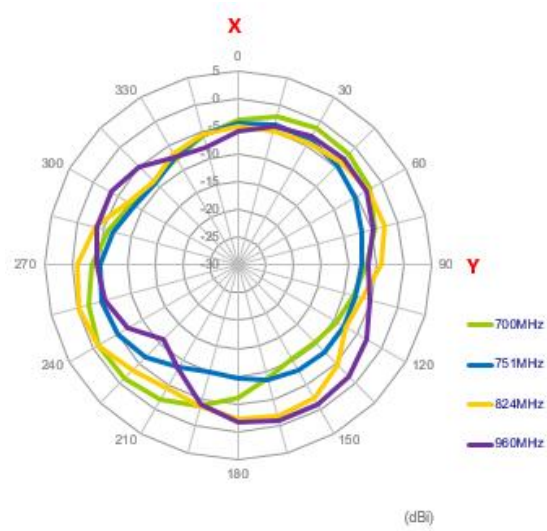


On 30x30 Ground Center

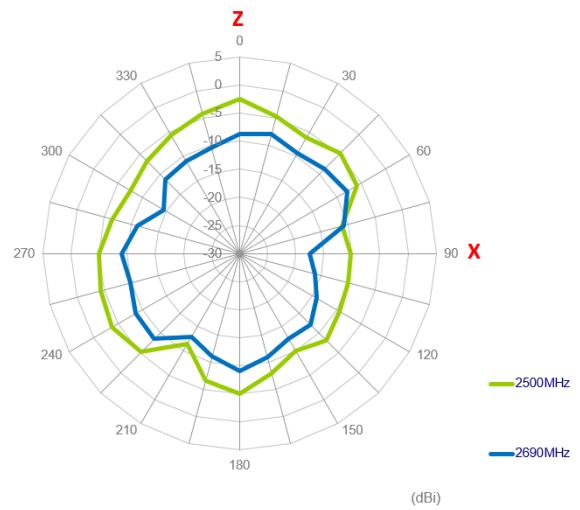
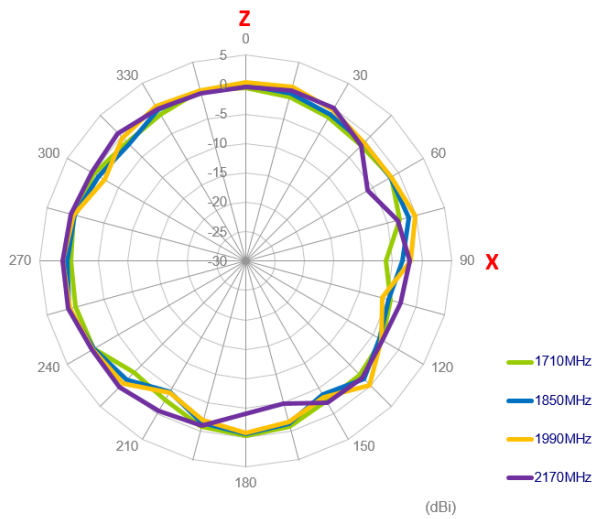
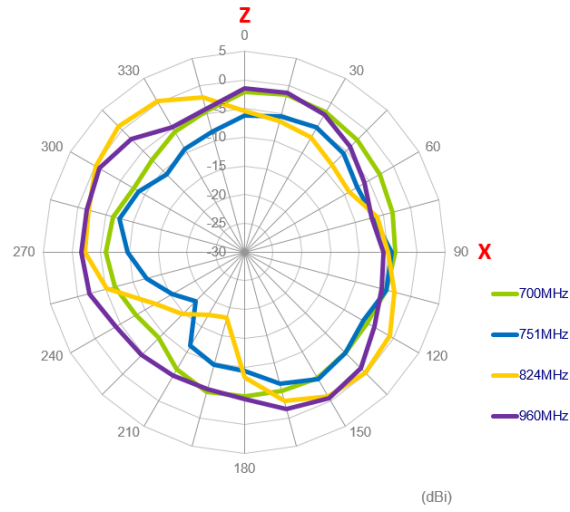
4.2. 2D Radiation Patterns

4.2.1. In free space

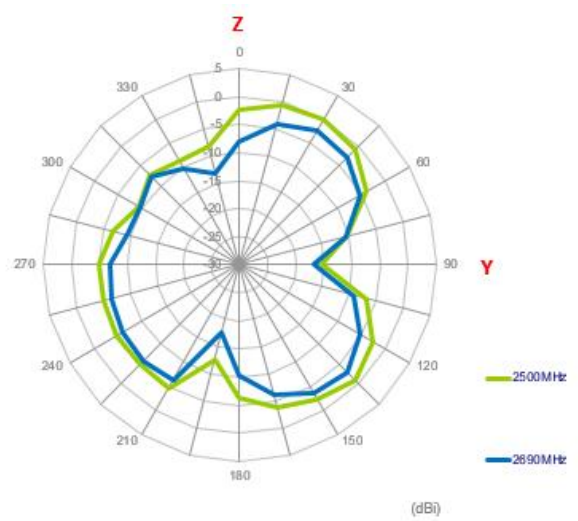
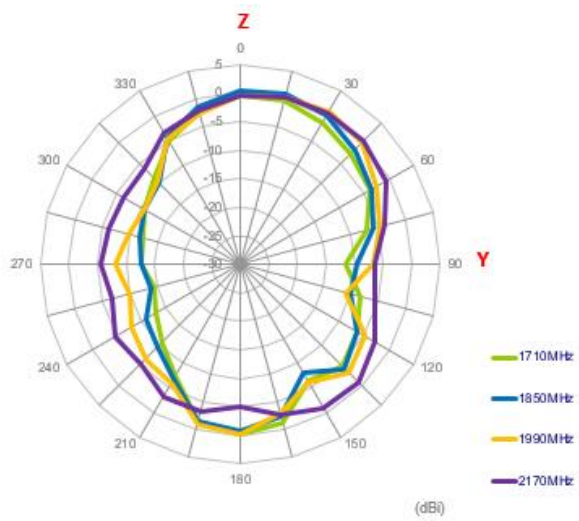
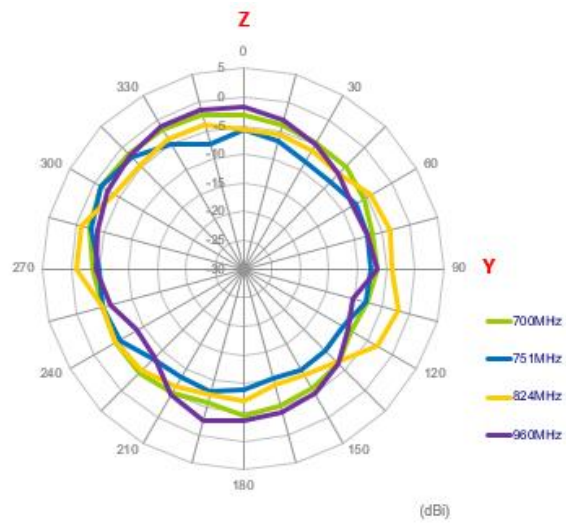
XY Plane



XZ Plane

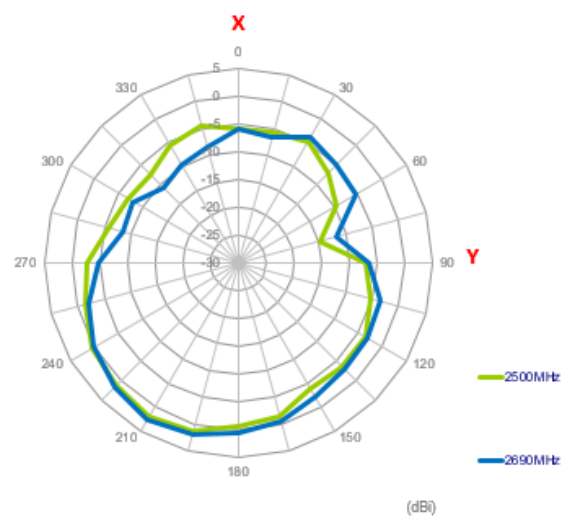
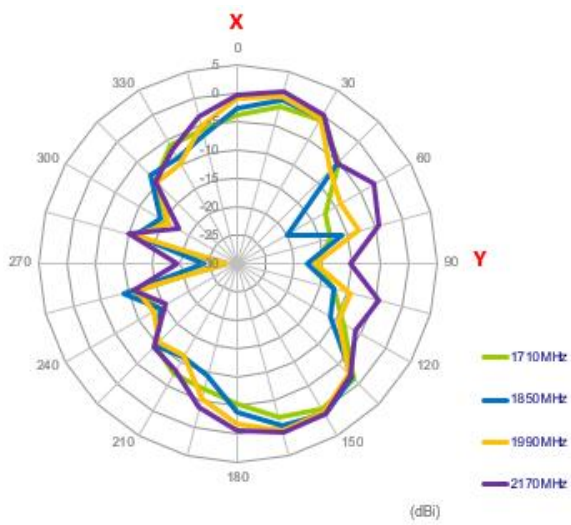
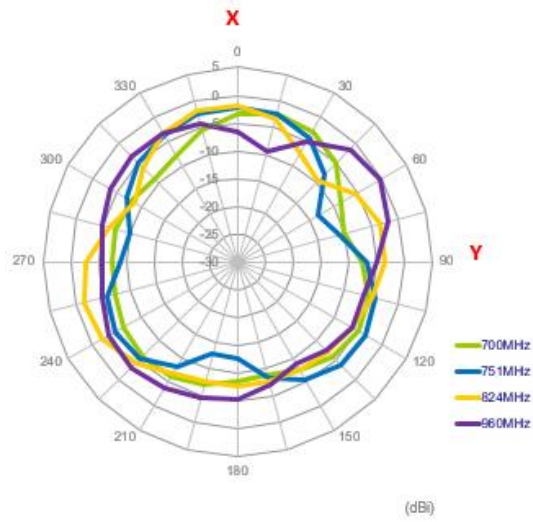


YZ Plane

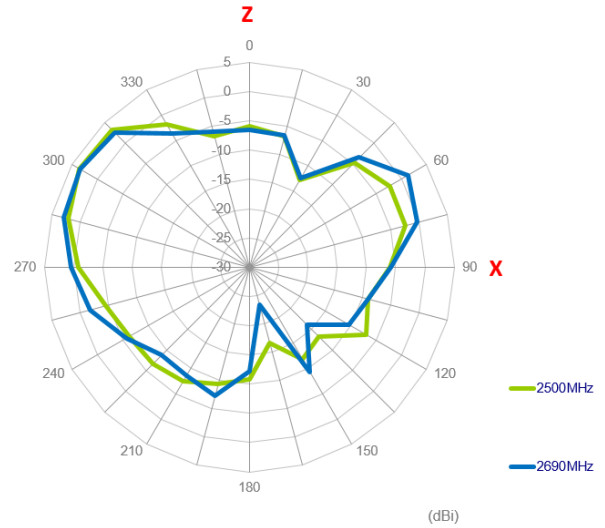
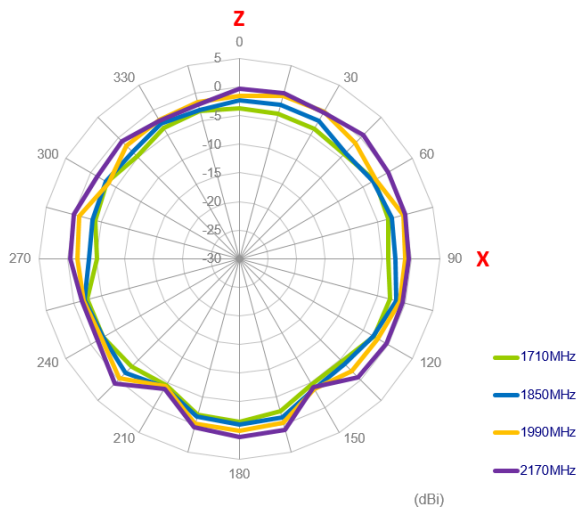
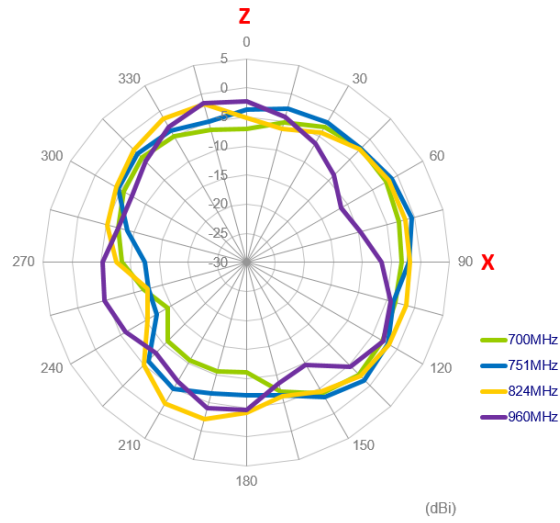


4.2.2. On the 30x30cm Ground Center

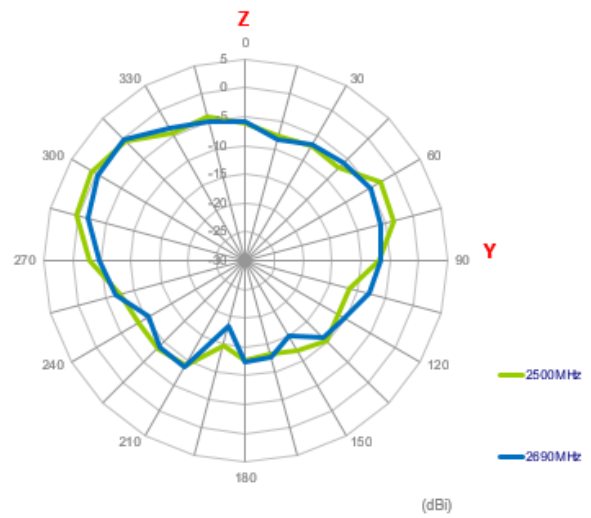
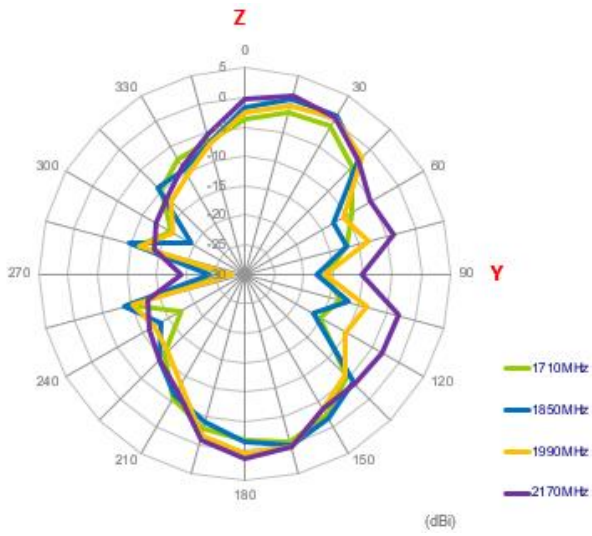
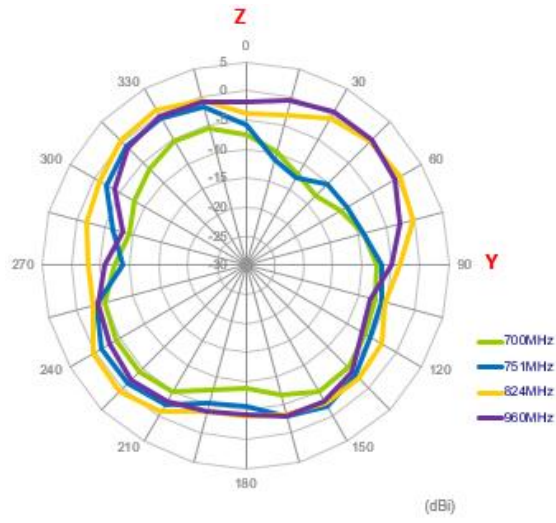
XY Plane



XZ Plane

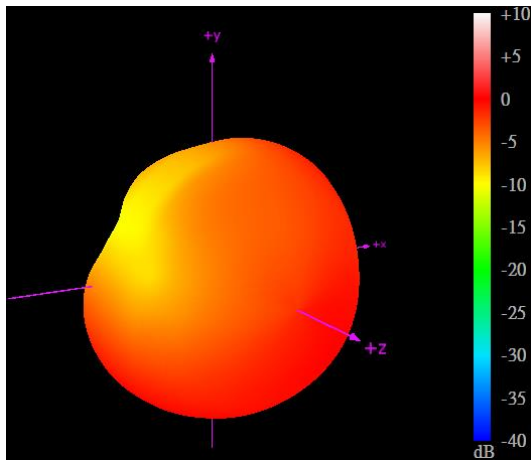


YZ Plane

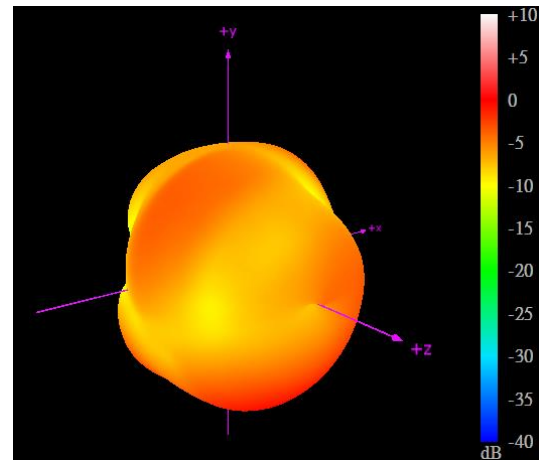


4.3. 3D Radiation Patterns

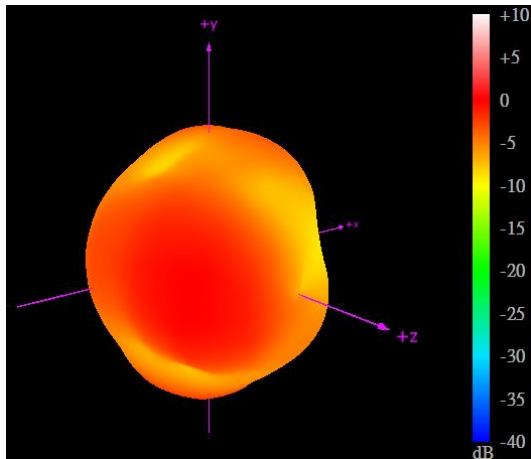
4.3.1. In free space



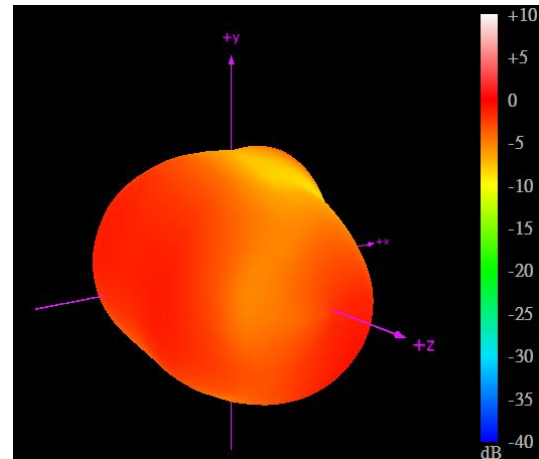
704 MHz



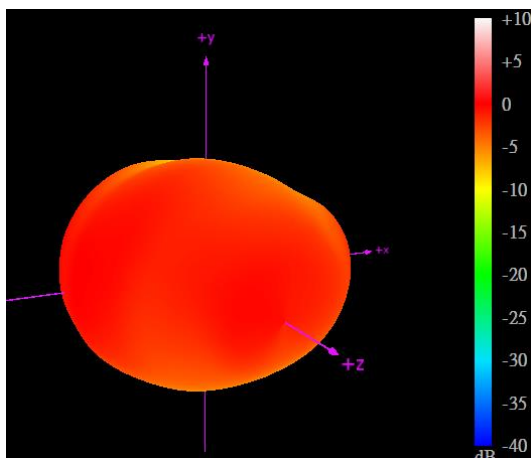
751 MHz



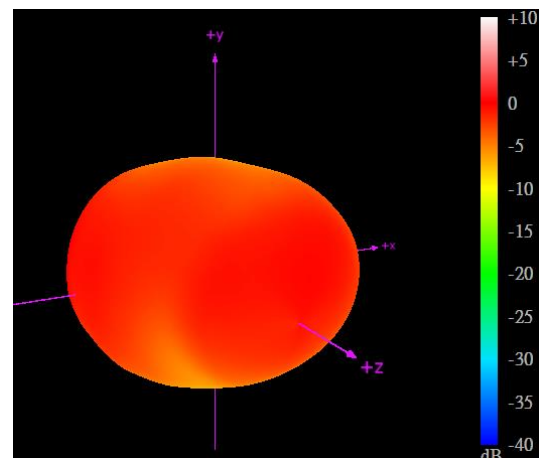
824 MHz



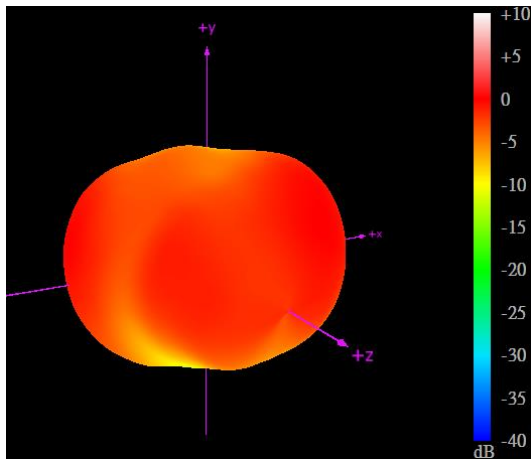
960 MHz



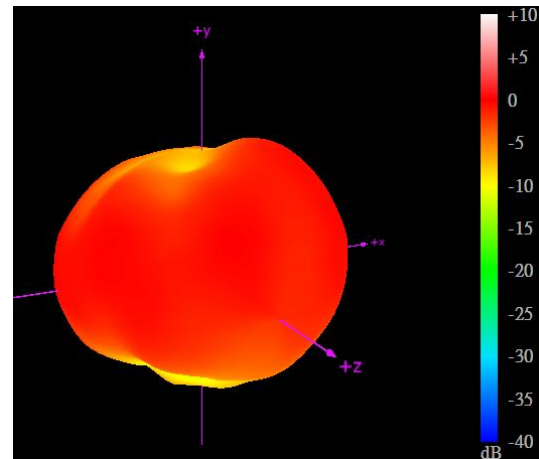
1710 MHz



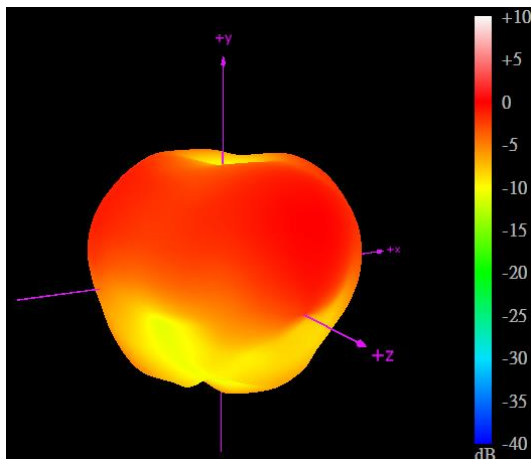
1850 MHz



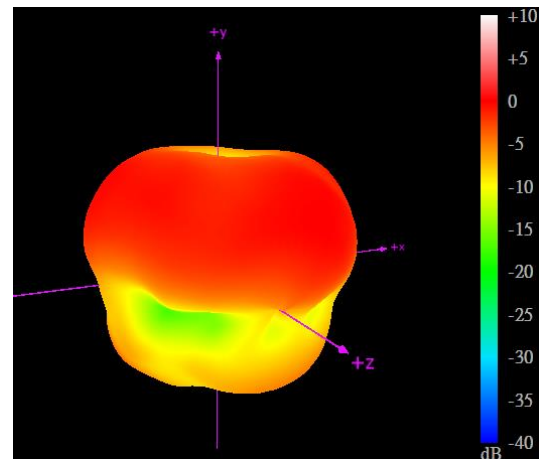
1990 MHz



2170 MHz

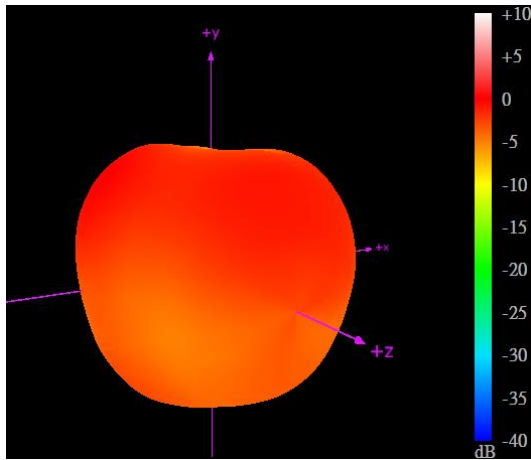


2500 MHz

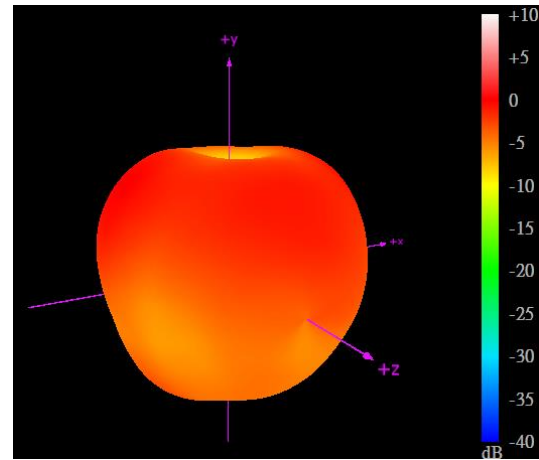


2690 MHz

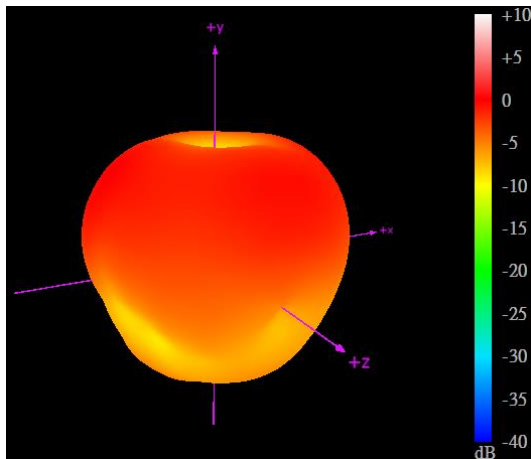
4.3.2. On the 30x30cm Ground Center



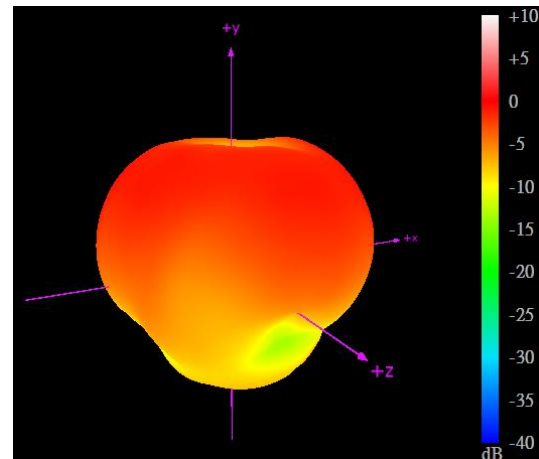
704 MHz



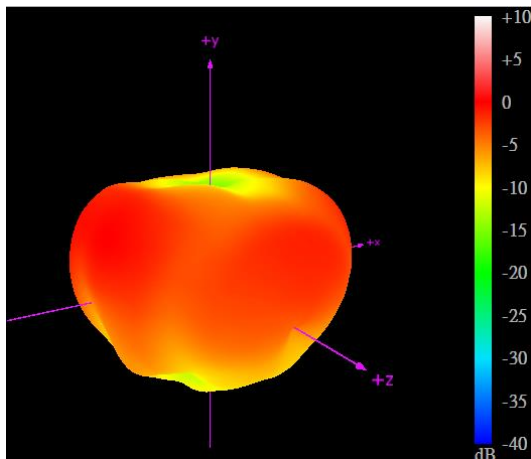
751 MHz



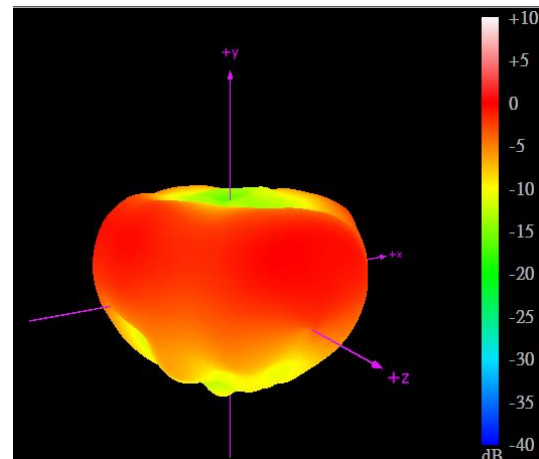
824 MHz



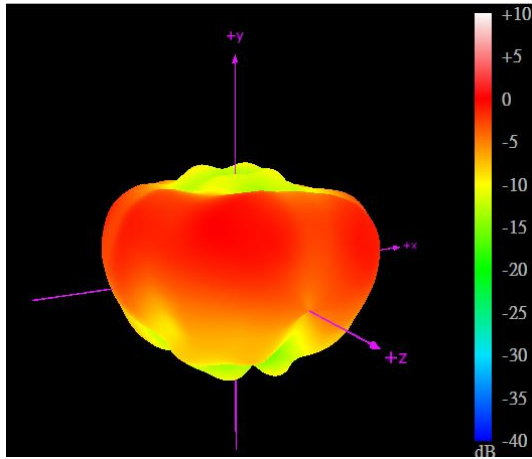
960 MHz



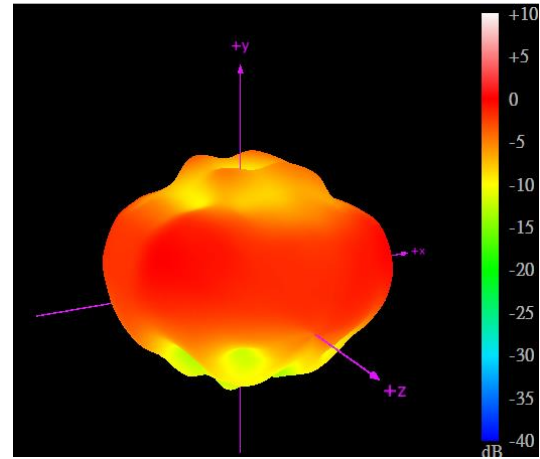
1710 MHz



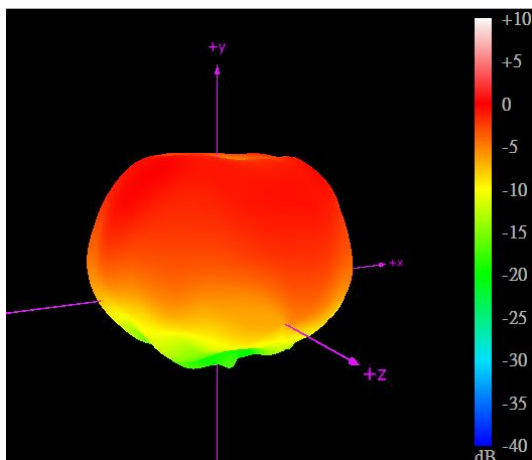
1850 MHz



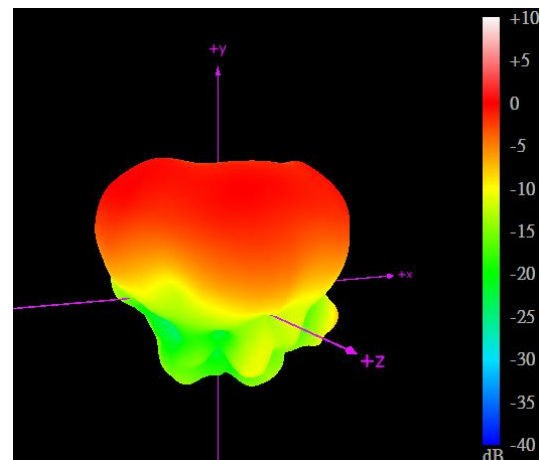
1990 MHz



2170 MHz



2500 MHz



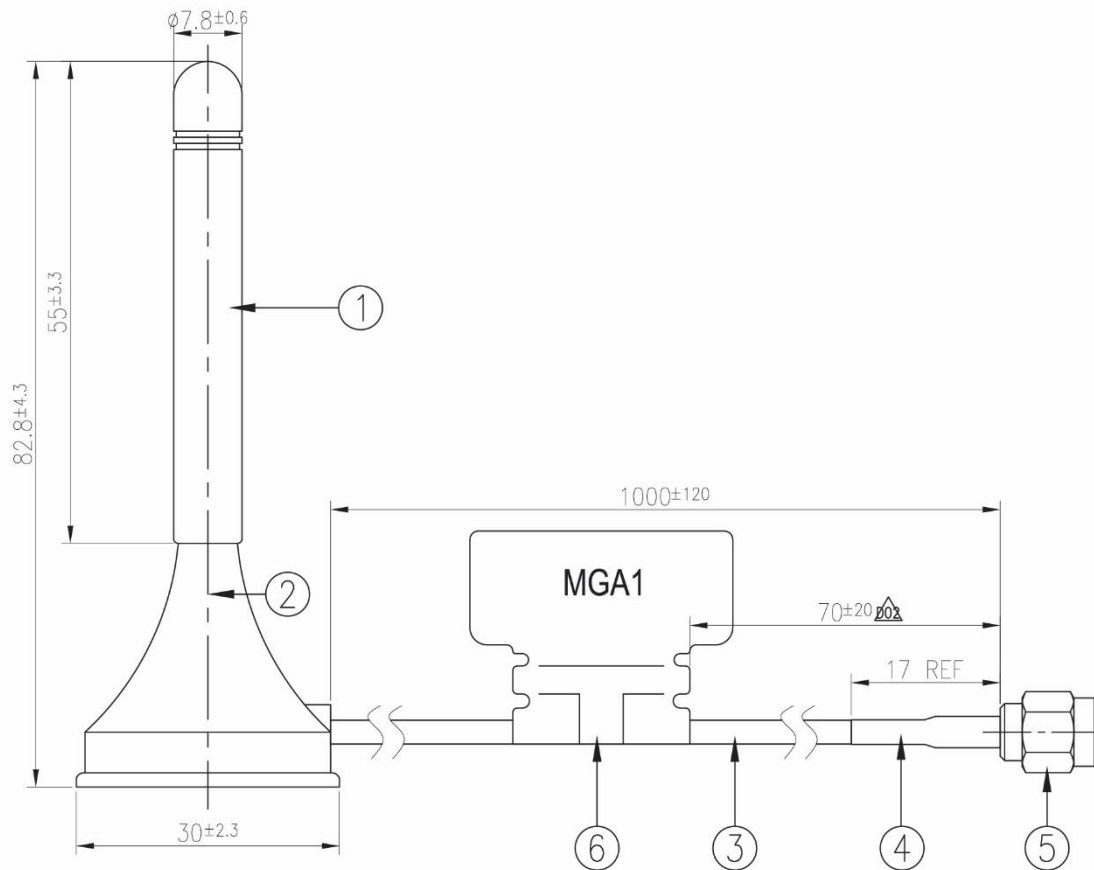
2690 MHz

5. Magnetic Pull Force (Kilogram – force (kgf))

Item No./Part No.	Magnetic force test Result	PASS/FAIL
Sample A(magnet type:N40)	2.8>1KGf	PASS
Sample B(magnet type:N40)	2.0>1KGf	PASS

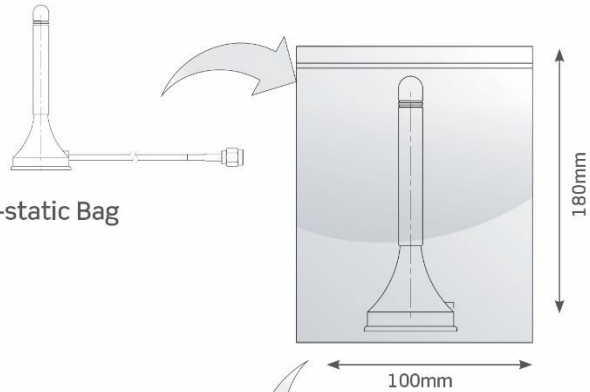


6. Mechanical Drawing (Unit: mm)

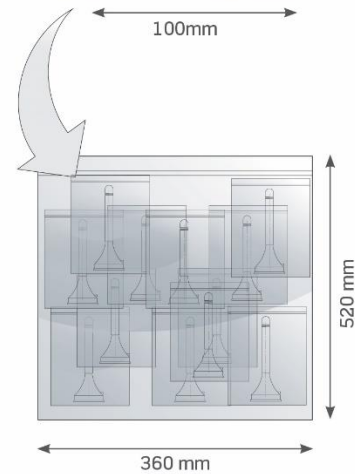


	Name	Material	Finish	QTY
1	MGA1 Antenna Housing	TPEE	Black	1
2	MGA1 Antenna Bottom	ABS	Black	1
3	RG174 Coaxial Cable	PVC	Black	1
4	Heat Shrink Tube	EVA	Black	1
5	SMA(M)ST	Brass	Au Plated	1
6	MGA1 Label	PEPA	White	1

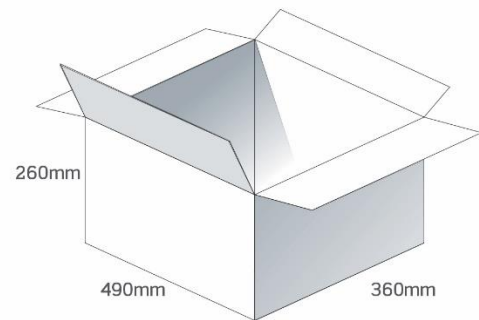
7. Packaging



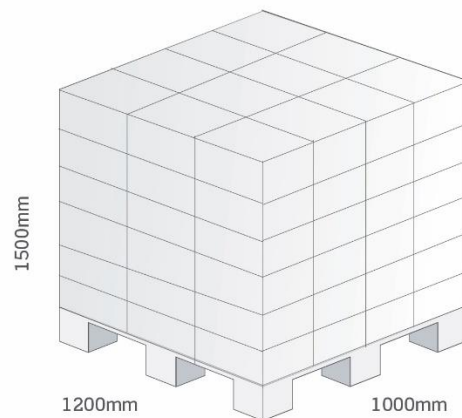
1pc MGA1.101111 in small in Anti-static Bag
 Dimensions - 100*180mm
 Weight - 32g



50 PE bags per large PE bags
 50 pcs MGA1.101111 per large PE bags
 Large PE bags Dimensions - 360 x 520mm
 Weight - 1.6kg



5 Large PE bags per carton
 250 pcs MGA1.101111 per carton
 Carton Dimensions - 490 x 360 x 260mm
 Weight - 8.3kg



Pallet Dimensions 1200*1000*1500mm
 20 Cartons per Pallet
 4 Cartons per layer
 5 Layers

Taoglas makes no warranties based on the accuracy or completeness of the contents of this document and reserves the right to make changes to specifications and product descriptions at any time without notice. Taoglas reserves all rights to this document and the information contained herein.

Reproduction, use or disclosure to third parties without express permission is strictly prohibited.

Copyright © Taoglas Ltd.



Компания «ЭлектроПласт» предлагает заключение долгосрочных отношений при поставках импортных электронных компонентов на взаимовыгодных условиях!

Наши преимущества:

- Оперативные поставки широкого спектра электронных компонентов отечественного и импортного производства напрямую от производителей и с крупнейших мировых складов;
- Поставка более 17-ти миллионов наименований электронных компонентов;
- Поставка сложных, дефицитных, либо снятых с производства позиций;
- Оперативные сроки поставки под заказ (от 5 рабочих дней);
- Экспресс доставка в любую точку России;
- Техническая поддержка проекта, помощь в подборе аналогов, поставка прототипов;
- Система менеджмента качества сертифицирована по Международному стандарту ISO 9001;
- Лицензия ФСБ на осуществление работ с использованием сведений, составляющих государственную тайну;
- Поставка специализированных компонентов (Xilinx, Altera, Analog Devices, Intersil, Interpoint, Microsemi, Aeroflex, Peregrine, Syfer, Eurofarad, Texas Instrument, Miteq, Cobham, E2V, MA-COM, Hittite, Mini-Circuits, General Dynamics и др.);

Помимо этого, одним из направлений компании «ЭлектроПласт» является направление «Источники питания». Мы предлагаем Вам помощь Конструкторского отдела:

- Подбор оптимального решения, техническое обоснование при выборе компонента;
- Подбор аналогов;
- Консультации по применению компонента;
- Поставка образцов и прототипов;
- Техническая поддержка проекта;
- Защита от снятия компонента с производства.



Как с нами связаться

Телефон: 8 (812) 309 58 32 (многоканальный)

Факс: 8 (812) 320-02-42

Электронная почта: org@eplast1.ru

Адрес: 198099, г. Санкт-Петербург, ул. Калинина, дом 2, корпус 4, литера А.