

TYPICAL INDICATOR ORDERING EXAMPLE

KB **02** **K** **W01** — **12** — **FF**

Shapes

Bushings Mounting	
01	Square
02	Round
03	Rectangular
Snap-in Mounting	
04	Square
05	Round
06	Rectangular

Housing	
K	Black only

Terminals	
W01	Silver Solder Lug*

* Wire harness & cable assemblies offered only in Americas

Lamps

Incandescent Lamp Used with Solid Cap	
05	5-volt
12	12-volt

Incandescent or Neon Lamp Used with Insert Cap	
05	5-volt
12	12-volt
01	110-volt Neon

Bright LED Used with Cap for LED

Colors	Resistor	
5C Red	No Code	No Resistor
5D Amber	05	5-volt
	12	12-volt
5F Green	24	24-volt

Super Bright LED Used with Cap for LED

6B	White
6F	Green
6G	Blue

Cap Types & Colors

Solid Cap: Lens/Filter Colors			
BB	White/White	FB	Green/White
CB	Red/White	FF	Green/Green
CC	Red/Red	GB	Blue/White
EB	Yellow/White	GG	Blue/Blue

Insert Cap: Lens/Filter Colors	
JB	Clear/White
JC	Clear/Red
JE	Clear/Yellow
*JF	Clear/Green
*JG	Clear/Blue

* JF & JG not suitable with neon.

LED Cap: Lens/Diffuser Colors

AB	Square Spot Illuminated Black Cap/White Window
JB	Clear/White
JC	Clear/Red
JD	Clear/Amber
JF	Clear/Green

LED Cap: Lens/Diffuser Colors

JB	Clear/White
----	-------------

DESCRIPTION FOR TYPICAL ORDERING EXAMPLE

KB02KW01-12-FF



12-volt Incandescent Lamp Solid Cap with Green Lens and Green Filter

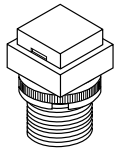
Black Housing Round with Bushing Mounting

Silver Solder Lug Terminals

SHAPES & MOUNTING TYPES

Bushing Mounting

01 .551" (14mm)
Square



02 .551" (14mm)
Round

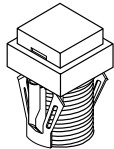


03 .551" x .728" (14mm x 18.5mm)
Rectangular



Snap-in Mounting

04 .551" (14mm)
Square



05 .551" (14mm)
Round



06 .551" x .728" (14mm x 18.5mm)
Rectangular



The bezel is an integral part of the indicator body.

Bushing Mounting

Without
Keyway



Panel Thickness:
.020" ~ .315"
(0.5 ~ 8mm)



With
Keyway

Snap-in Mounting

Panel Thickness:
.039" ~ .138"
(1.0 ~ 3.5mm)



TERMINALS

W01

Silver Solder Lug



LAMP COLORS & SPECIFICATIONS

The electrical specifications shown are determined at a basic temperature of 25°C.
If the source voltage exceeds the rated voltage, a ballast resistor is required.
The ballast resistor calculation and more lamp detail are shown in the Supplement section.

Incandescent & Neon Lamps

AT611 Incandescent	AT615 Neon		05	12	01	Recommended Resistors for Neon: 33K ohms for 110V AC; 100K ohms for 220V AC	
		Voltage	V	5V AC	12V AC		110V AC
		Current	I	115mA	60mA		1.5mA
		Endurance	Hours	7,000 average			10,000

Bright LED without Resistor

AT635	Red	Amber	Green	No Code No Resistor		
	5C	5D	5F	Red	Amber	Green
LEDs are colored in OFF state.						
						
						
T-1 1/2 Bi-pin						
Color Codes	5C	5D	5F			
Forward Peak Current			I_{FM}	30mA	30mA	30mA
Continuous Forward Current			I_F	20mA	20mA	20mA
Forward Voltage			V_F	1.9V	2.0V	2.1V
Reverse Peak Voltage			V_{RM}	5V	5V	5V
Current Reduction Rate Above 25°C			ΔI_F	0.42mA/°C	0.29mA/°C	0.42mA/°C
Ambient Temperature Range				-25° ~ +50°C		

LAMP COLORS & SPECIFICATIONS

The electrical specifications shown are determined at a basic temperature of 25°C.
 If the source voltage exceeds the rated voltage, a ballast resistor is required.
 The ballast resistor calculation and more lamp detail are shown in the Supplement section.

Bright LED with Resistor

AT634 LEDs are colored in OFF state.  T-1 1/4 Bi-pin	Color Codes:	Red 5C	Amber 5D	Green 5F	Resistor Codes			
					05	12	24	
	Forward Peak Current				I_{FM}	—	—	—
	Continuous Forward Current				I_F	25mA	20mA	10mA
	Forward Voltage				V_F	5V	12V	24V
	Reverse Peak Voltage				V_{RM}	4V	8V	16V
	Current Reduction Rate Above 25°C				ΔI_F	—	—	—
Ambient Temperature Range					-25° ~ +50°C			

AT634
5-volt
2-element
with 1 Resistor



AT634
12-volt
4-element
with 2 Resistors



AT634
24-volt
4-element
with 2 Resistors



Super Bright Single Element LED

AT625G Blue AT631B White AT632F Green  T-1 Bi-pin				6B	6F	6G	
	Color	White	Green	Blue			
	Forward Peak Current	I_{FM}	30mA	30mA	30mA		
	Continuous Forward Current	I_F	20mA	20mA	20mA		
	Forward Voltage	V_F	3.6V	3.5V	3.6V		
	Reverse Peak Voltage	V_{RM}	5V	5V	5V		
	Current Reduction Rate Above 25°C	ΔI_F	0.50mA/°C	0.50mA/°C	0.50mA/°C		
Ambient Temperature Range					-25° ~ +50°C		

CAP TYPES & COLOR COMBINATIONS

Color Codes: **B** White **C** Red **E** Yellow **F** Green **G** Blue **J** Clear

Solid Cap for Incandescent Lamp

Lens/Filter Colors Available:

- BB**
- FB**
- CB**
- FF**
- CC**
- GB**
- EB**
- GG**



Translucent Colored Lens



Translucent Colored Filter



Lamp AT611

Material: Polycarbonate Finish: Glossy

Toggles
 Rockers
 Pushbuttons
 Illuminated PB
 Programmable
 Keylocks
 Rotaries
 Slides
 Tactiles
 Tilt
 Touch
 Accessories
 Supplement

CAP TYPES & COLOR COMBINATIONS

Color Codes: A Black B White C Red D Amber E Yellow F Green G Blue J Clear

Insert Cap for Incandescent or Neon Lamp

Lens/Filter Colors Available:

JB

AT487
Square

AT488
Round

AT4022
Rectangular



Transparent Clear Lens

JC

JE



Translucent Colored Filter

JF

JG



JF and JG not suitable with neon lamp.

Material: Polycarbonate Finish: Glossy

Lamp AT611 Lamp AT615

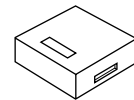
Spot Illuminated Cap for Bright LED without Resistor or with Resistor

Cap/Window Colors Available:

AB

Opaque Black Cap with Translucent White Window for Spot Illumination

AT4051
Square



Bright LED AT635

Bright LED AT634

Material: Polycarbonate Finish: Matte

Cap for Bright LED without Resistor or LED with Resistor

Lens/Diffuser Colors Available: (AT4133, 4132, 4134 white diffusers; AT4158, 4160, 4159 colored diffusers)

JB

AT4133

AT4132

AT4134



Transparent Clear Lens

Square

Round

Rectangular

JC

AT4158

AT4160

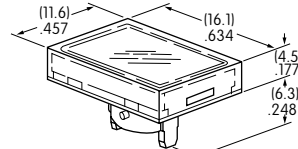
AT4159



Translucent Diffuser

JD

JF



Bright LED AT635

Bright LED AT634

Material: Polycarbonate Finish: Glossy

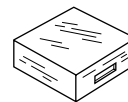
CAP TYPES & COLOR COMBINATIONS

Cap for Super Bright LED

Lens/Diffuser
Colors Available:



Clear Lens
White Diffuser



Translucent Clear Lens



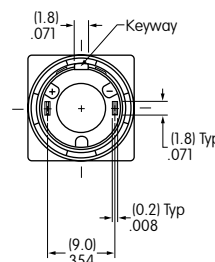
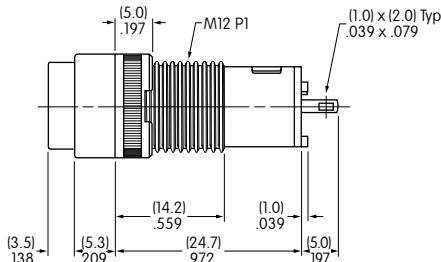
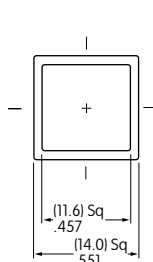
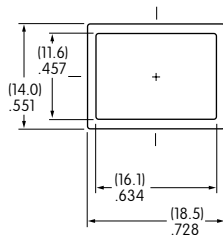
Translucent White Diffuser



Super Bright LEDs
AT625, AT631, AT632

Material: Polycarbonate Finish: Glossy

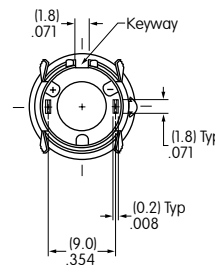
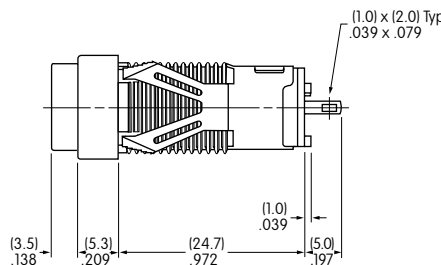
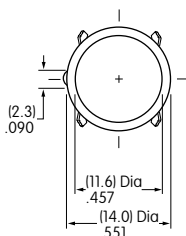
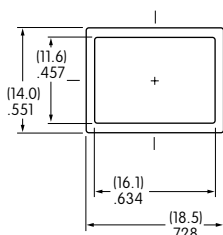
TYPICAL INDICATOR DIMENSIONS



Bushing Mount



KB01KW01-05-GG



Snap-in Mount



KB05KW01-05-FF



Компания «ЭлектроПласт» предлагает заключение долгосрочных отношений при поставках импортных электронных компонентов на взаимовыгодных условиях!

Наши преимущества:

- Оперативные поставки широкого спектра электронных компонентов отечественного и импортного производства напрямую от производителей и с крупнейших мировых складов;
- Поставка более 17-ти миллионов наименований электронных компонентов;
- Поставка сложных, дефицитных, либо снятых с производства позиций;
- Оперативные сроки поставки под заказ (от 5 рабочих дней);
- Экспресс доставка в любую точку России;
- Техническая поддержка проекта, помощь в подборе аналогов, поставка прототипов;
- Система менеджмента качества сертифицирована по Международному стандарту ISO 9001;
- Лицензия ФСБ на осуществление работ с использованием сведений, составляющих государственную тайну;
- Поставка специализированных компонентов (Xilinx, Altera, Analog Devices, Intersil, Interpoint, Microsemi, Aeroflex, Peregrine, Syfer, Eurofarad, Texas Instrument, Miteq, Cobham, E2V, MA-COM, Hittite, Mini-Circuits, General Dynamics и др.);

Помимо этого, одним из направлений компании «ЭлектроПласт» является направление «Источники питания». Мы предлагаем Вам помощь Конструкторского отдела:

- Подбор оптимального решения, техническое обоснование при выборе компонента;
- Подбор аналогов;
- Консультации по применению компонента;
- Поставка образцов и прототипов;
- Техническая поддержка проекта;
- Защита от снятия компонента с производства.



Как с нами связаться

Телефон: 8 (812) 309 58 32 (многоканальный)

Факс: 8 (812) 320-02-42

Электронная почта: org@eplast1.ru

Адрес: 198099, г. Санкт-Петербург, ул. Калинина, дом 2, корпус 4, литера А.