


SSMT Surface Mount Interconnect System

Microminiature Surface Mount RF Connectors

Product Facts

- 3.0 [.118] mated height
- Excellent interface retention
- Flexible micro-coax cable
- 360 degree mated rotation
- Tape and Reel packaging available



The Tyco Electronics SSMT surface mount Interconnect System is designed to provide superior electrical and mechanical performance for wireless communication applications. The SSMT system occupies less printed circuit board (PCB) real estate than conventional through hole coaxial connectors. An innovative microstrip mounting pattern and plug receptacle design ensure reliable grounding and PCB retention characteristics. The SSMT Interconnect System allows closer pitch/spacing, standing 3.0 [.118] (fully mated height) off the board. The mated SSMT interface allows 360 degrees of rotation providing maximum PCB design flexibility. It has been designed to provide optimal retention for

applications where shock, vibration or cable flexure may be encountered. Force to disengage by cable load (cam-out) exceeds 300 grams.

The SSMT system is designed to provide the performance of much larger industry standard connectors. The SSMT Interconnect System consistently achieves broad band electrical performance through 6 GHz with a maximum VSWR of 1.20:1 at 2 GHz. This broad band performance establishes a reliable interface that can be utilized for future system upgrades without concern for performance degradation.

The SSMT utilizes a common plug receptacle, part number 1251802-1, which is designed for high volume

assembly using surface mount technology and is available in tape and reel packaging for automatic pick and place board assembly. The mating cable jack is available terminated to a highly flexible micro-coax cable as either a pigtail, jumper or standard interseries connector assembly to meet your needs.

The SSMT Interconnect System can be manually mated, facilitating high volume assembly and eliminating the need for special engagement tooling. The SSMT interface design aligns the center contacts prior to full mating to ensure a robust mechanical engagement. Interface durability is rated at 100 mating cycles.

SSMT Surface Mount Interconnect System (Continued)

Specifications

General

Materials

SMT Plug	Housing: Contacts:	Polyphenylene Sulfide (PPS) Copper Alloy
SSMT Cable Jack	Outer Contact: Inner Contact: Dielectric:	Beryllium Copper Beryllium Copper Polypropylene, GF
Finish	Plug and cable jack - Contacts: Gold plate over nickel plate	

Electrical

Frequency	dc - 6 GHz
Nominal Impedance	50 Ohms
Voltage Rating	250 Volts (VRMS Maximum) @ Sea Level
VSWR (Mated Pair)	1.20:1 Maximum @ 2 GHz 1.40:1 Maximum @ 6 GHz
Insulation Resistance	5000 Megohms Minimum
Dielectric Withstanding Voltage	500 Volts (VRMS Minimum) @ Sea Level
Contact Resistance (Connectors Only)	
Center Contact	15 milliohms Maximum
Outer Contact	10 milliohms Maximum
Insertion Loss (Connectors Only)	.15dB Max. @ 6 GHz

Mechanical

Connector Durability	100 mating cycles
Tape/Reel Packaging (Plug)	12mm per EIA-481
Force to Engage	5.5 lbs. Max. (3.5 lbs. typ.)
Force to Disengage	(2.0 lbs. typ.) 4.0 lbs. Max. (2.0 lbs. typ.)
Force to Disengage by Cable Load (camout)	300 Grams Min. (800 Grams typ. initial mate)

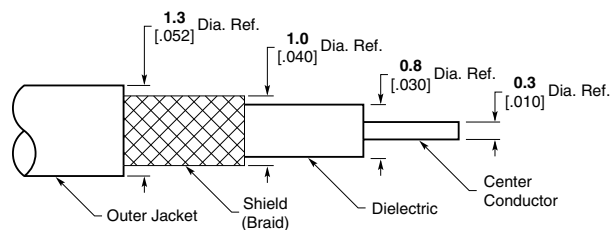
Environmental

Temperature Rating (Mated Pair)	-40°C (-40°F) to +125°C (257°F)
Resistance to Solder Heat	Infrared, convection and vapor phase solderable (plug only). Maximum reflow time/temperature not to exceed 260°C for 3 minutes.

Cable Specifications

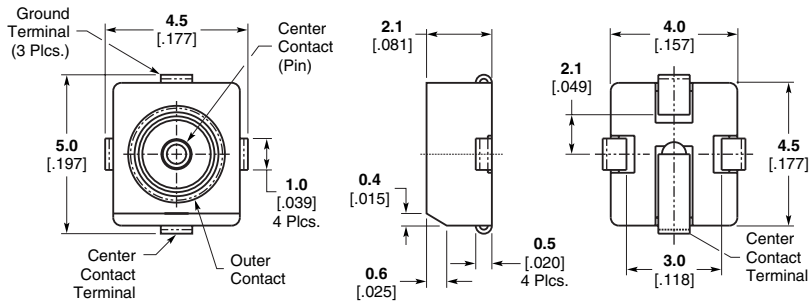
Materials

Jacket:	FEP (polytetrafluoroethylene)
Shield:	Silver plated copper wire, 44 AWG, 90% min. coverage
Dielectric:	PTFE (polytetrafluoroethylene)
Center Conductor:	Silver plated copper clad steel, 30 AWG
Minimum Bend Radius	6.35mm (.250 inch)
Insertion Loss (Cable Only)	0.5 dB/ft., 2.0 dB/m @ 1 GHz 0.9 dB/ft., 3.0 dB/m @ 2 GHz
Center Conductor Resistance	.25 Ohms per foot average. 819 milliohm/meter Nom.; 250 milliohm/Ft. Nom.

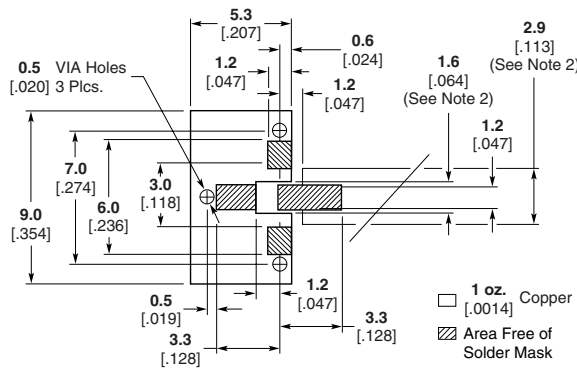


SSMT Surface Mount Interconnect System (Continued)

Straight SMT PCB Mount Plug Receptacle



Packaging	Quantity	Part No.
Bulk	Multiple of 100	1251802-1
178 7.0 Dia. Taping	800 pcs/reel	1083946-1
330 13.3 Dia. Taping	3000 pcs/reel	1055689-1



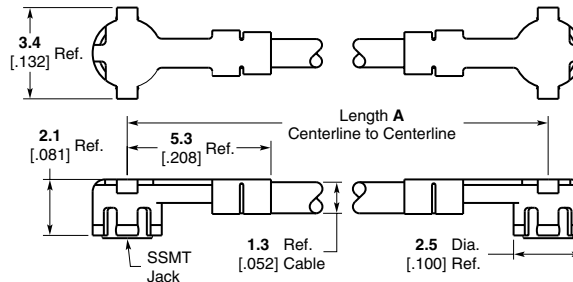
Notes:

1. Printed wiring board material: glass epoxy, FR-4 or similar, relative permittivity: 4.8, 1 oz. copper clad both sides.
2. These dimensions valid for 1.6 [0.062] board thickness.

Recommended Mounting Pattern for Microstrip Line

Right-Angle Jack to Jack Cable Assembly

Assembly Length (A)	Part No.
100 [4.0]	1064524-1
200 [8.0]	1064530-1
305 [12.0]	1064533-1



Notes:

1. Consult Tyco Electronics for non-standard cable lengths.
Length A Tolerances.

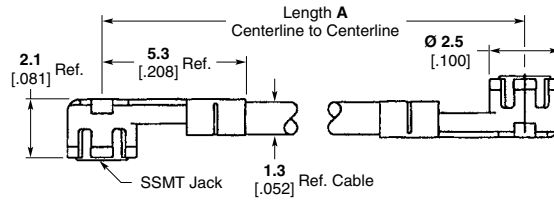
Length A	Tolerance
50 To 100 [3.94]	± 3 [± .12]
101 To 500 [3.98 to 19.69]	± 5 [± .20]
Over 500 [19.69]	± 10 [± .39]
2. Connector centerlines align ± 30° as shown for lengths of 165 [6.5] or less. Cable assemblies over 165 [6.5] have randomly aligned connectors.

Note: Part Numbers are RoHS compliant except: ♦ Indicates non-RoHS compliant.

SSMT Surface Mount Interconnect System (Continued)

**Right-Angle Jack to Jack
Cable Assembly
(180° Offset)**

Assembly Length (A)	Part No.
100 [4.0]	1082845-1



Notes:

1. Consult Tyco Electronics for non-standard cable lengths.
Cable length tolerance:

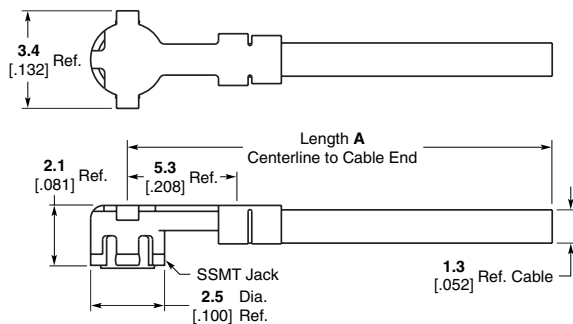
Length A Tolerances.

Length A	Tolerance
50 To 100 [3.94]	± 3 [± .12]
101 To 500 [3.98 to 19.69]	± 5 [± .20]
Over 500 [19.69]	± 10 [± .39]

2. To avoid damaging the cable, minimize time at temperature while soldering and/or applying heat to unterminated end of cable.

**Right-Angle Jack Cable
Pigtail**

Assembly Length (A)	Part No.
100 [4.0]	1064535-1
200 [8.0]	1064538-1
305 [12.0]	1064540-1
510 [20.0]	1064542-1



Notes:

1. Consult Tyco Electronics for non-standard cable lengths.
Cable length tolerance:

Length A Tolerances.

Length A	Tolerance
50 To 100 [3.94]	± 3 [± .12]
101 To 500 [3.98 to 19.69]	± 5 [± .20]
Over 500 [19.69]	± 10 [± .39]

2. To avoid damaging the cable, minimize time at temperature while soldering and/or applying heat to unterminated end of cable.

Note: Part Numbers are RoHS compliant except: ♦ Indicates non-RoHS compliant.

SSMT Surface Mount Interconnect System (Continued)

Inter-Series Cable Assemblies

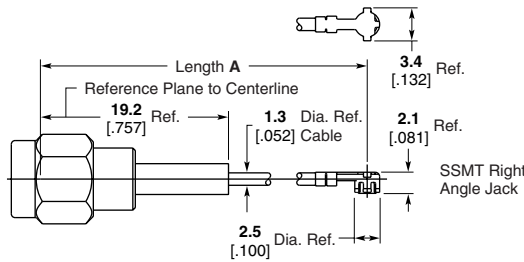


Notes:

- Consult Tyco Electronics for non-standard cable lengths:
Length A Tolerances.

Length A	Tolerance
50 To 100 (3.94)	± 3 (± .12)
101 To 500 (3.98 to 19.69)	± 5 (± .20)
Over 500 (19.69)	± 10 (± .39)
- Connectors are randomly aligned unless otherwise noted.

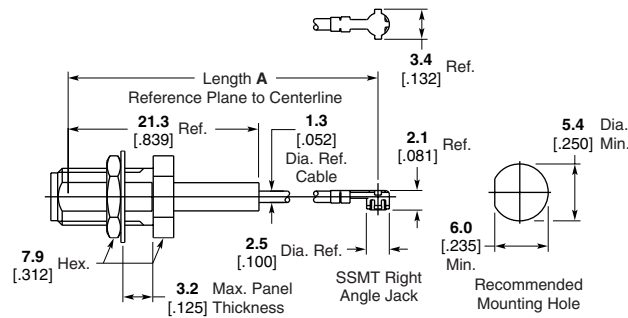
SMA Straight Plug



Assembly Length (A)	Part No.
100 [4.0]	1064543-1
200 [8.0]	1064552-1
305 [12.0]	1064560-1

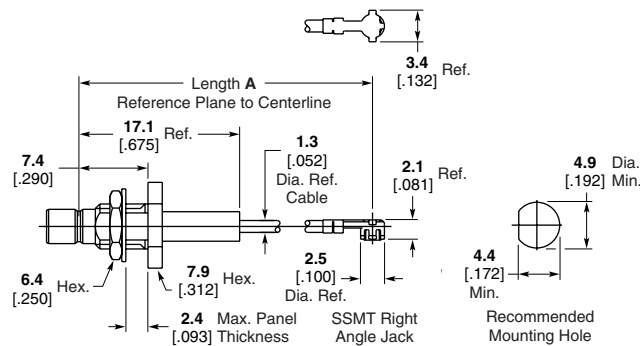
Note:
1064552-1 recommended for customer system verification.

SMA Bulkhead Jack



Assembly Length (A)	Part No.
100 [4.0]	1064544-1
200 [8.0]	1064553-1
305 [12.0]	1064561-1

SMB Bulkhead Jack



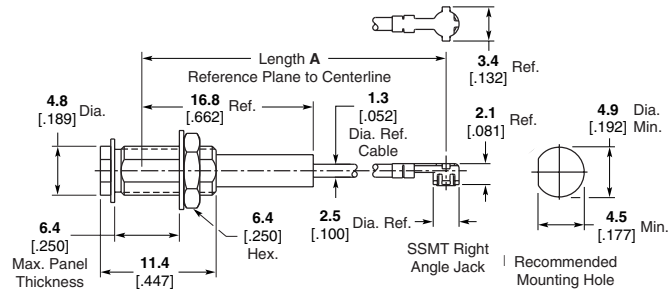
Assembly Length (A)	Part No.
100 [4.0]	1064546-1
200 [8.0]	1064555-1
305 [12.0]	1064563-1

Note: Part Numbers are RoHS compliant except: ♦ Indicates non-RoHS compliant.

SSMT Surface Mount Interconnect System (Continued)

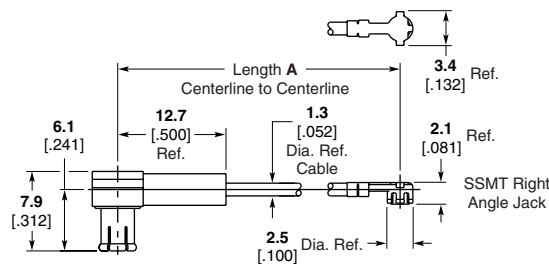
Inter-Series Cable Assemblies (Continued)

MCX Bulkhead Jack



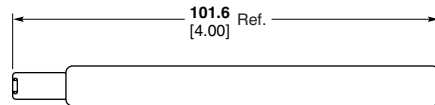
Assembly Length (A)	Part No.
100 [4.0]	1064549-1
200 [8.0]	1064558-1
305 [12.0]	1064566-1

MCX Right-Angle Plug

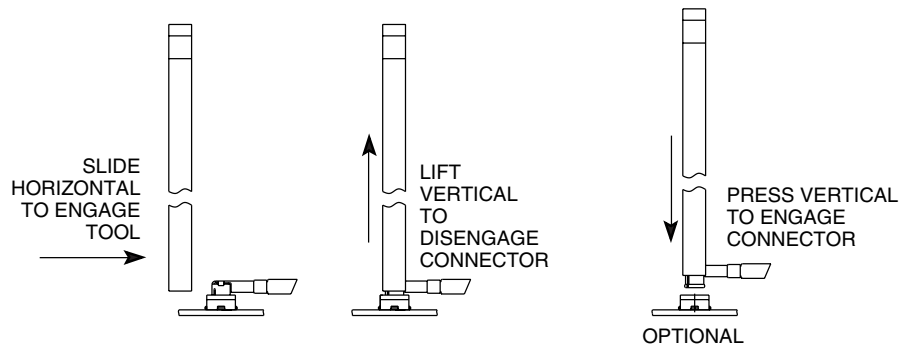


Assembly Length (A)	Part No.
100 [4.0]	1064550-1
200 [8.0]	1064559-1
305 [12.0]	1064567-1

SSMT Disengagement Tool



Part No.
1221286-1

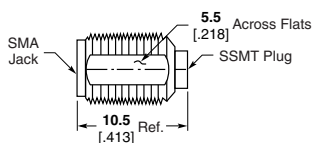


Use of Engagement/Disengagement Tool

Note: The SSMT disengagement tool can be utilized as an optional engagement tool versus manual hand installation.

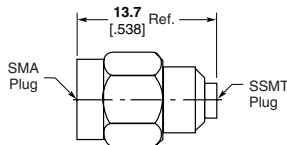
SSMT to SMA Between Series Adapters

SSMT Plug to SMA Jack Adapter



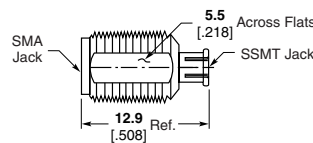
Part No. 1055696-1

SSMT Plug to SMA Plug Adapter



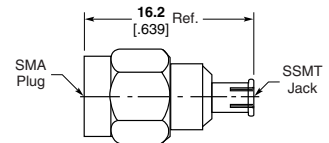
Part No. 1055695-1

SSMT Jack to SMA Jack Adapter



Part No. 1055694-1

SSMT Jack to SMA Plug



Part No. 1055697-1

Note: Part Numbers are RoHS compliant except: ♦ Indicates non-RoHS compliant.



Компания «ЭлектроПласт» предлагает заключение долгосрочных отношений при поставках импортных электронных компонентов на взаимовыгодных условиях!

Наши преимущества:

- Оперативные поставки широкого спектра электронных компонентов отечественного и импортного производства напрямую от производителей и с крупнейших мировых складов;
- Поставка более 17-ти миллионов наименований электронных компонентов;
- Поставка сложных, дефицитных, либо снятых с производства позиций;
- Оперативные сроки поставки под заказ (от 5 рабочих дней);
- Экспресс доставка в любую точку России;
- Техническая поддержка проекта, помощь в подборе аналогов, поставка прототипов;
- Система менеджмента качества сертифицирована по Международному стандарту ISO 9001;
- Лицензия ФСБ на осуществление работ с использованием сведений, составляющих государственную тайну;
- Поставка специализированных компонентов (Xilinx, Altera, Analog Devices, Intersil, Interpoint, Microsemi, Aeroflex, Peregrine, Syfer, Eurofarad, Texas Instrument, Miteq, Cobham, E2V, MA-COM, Hittite, Mini-Circuits, General Dynamics и др.);

Помимо этого, одним из направлений компании «ЭлектроПласт» является направление «Источники питания». Мы предлагаем Вам помощь Конструкторского отдела:

- Подбор оптимального решения, техническое обоснование при выборе компонента;
- Подбор аналогов;
- Консультации по применению компонента;
- Поставка образцов и прототипов;
- Техническая поддержка проекта;
- Защита от снятия компонента с производства.



Как с нами связаться

Телефон: 8 (812) 309 58 32 (многоканальный)

Факс: 8 (812) 320-02-42

Электронная почта: org@eplast1.ru

Адрес: 198099, г. Санкт-Петербург, ул. Калинина, дом 2, корпус 4, литера А.