


Advantages of the 841 Current Sensing Relay



The 841 Current Sensor Series is a complete current sensing solution in one modular package which mounts directly to a DIN rail. This product allows the user to monitor the current of one circuit (1 to 8 amps) and switch another circuit in case of an over current or under current condition. The built in time delay feature allows the user to accurately switch the output anytime between 0 to 10 seconds after the preset current monitoring condition is violated. Also, the 841 has the capability to extend the sensing range up to 600 A through the use of current transformers.

Solid State Circuitry

Used for Sensing and Timing Control.

Output Terminals

Accepts up to a 14 AWG wire.

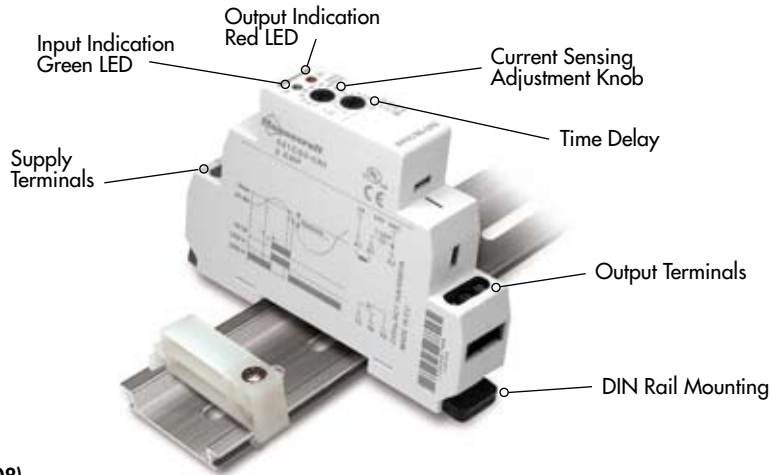


Optional Panel Adapter (16-788C1)

See Section 3 p.18

- The variable trip point feature allows the user to accurately sense over/under loads.
- Offers a “one stop solution” for your power management system.
- Two LED status indicators; indicate status at a glance.
- The Green LED is on when power is applied to the input terminals. The Red LED blinks during time-out, and is ON when the output is generated.
- Color and appearance designed for high visibility in all environments.
- The wide input voltage range of 24 to 240 AC enables the device to work with all popular AC voltages.
- Only 17.5 mm wide making it ideal for tight spaces.
- Engineering availability allows for customized relay solutions.

841 Current Sensing Relay/SPDT 15 Amp Rating



General Specifications (@ 25°C) (UL 508)

Output Characteristics		Units	841CS1-UNI	841CS2-UNI	841CS5-UNI	841CS8-UNI
Number and type of Contacts			SPDT	SPDT	SPDT	SPDT
Contact Material			Silver Alloy	Silver Alloy	Silver Alloy	Silver Alloy
Current rating	@ 240 VAC, 24 VDC	A	15	15	15	15
Switching voltage		V	240 AC, 50/60 Hz	240 AC, 50/60 Hz	240 AC, 50/60 Hz	240 AC, 50/60 Hz
		V	24 DC	24 DC	24 DC	24 DC
		HP	1/2 @ 120VAC	1/2 @ 120VAC	1/2 @ 120VAC	1/2 @ 120VAC
		HP	1 @ 240 VAC	1 @ 240 VAC	1 @ 240 VAC	1 @ 240 VAC
		Pilot Duty	B300	B300	B300	B300
Minimum Switching Requirement		mA	100	100	100	100
Indication	LED	Blinks = Timing On = Energized	Red	Red	Red	Red
Input Characteristics						
Voltage Range		V	24...240 AC	24...240 AC	24...240 AC	24...240 AC
Maximum consumption	LED	VA	1.5	1.5	1.5	1.5
Indication			Green	Green	Green	Green
Sensing Characteristics						
Sensing Range		A	0.1...1	0.2...2	0.5...5	0.8...8
Timing Characteristics						
Time Scales			1	1	1	1
Time Ranges Available		sec	0...10	0...10	0...10	0...10
Tolerance	Mechanical Setting	%	5	5	5	5
Repeatability	Constant Voltage and Temperature	%	1	1	1	1
Operate Time	Maximum	ms	25	25	25	25
Release Time	Maximum	ms	20	20	20	20
Performance Characteristics						
Electrical Life	Operations @ Rated Current (Resistive)		100,000	100,000	100,000	100,000
Mechanical Life	Unpowered		10,000,000	10,000,000	10,000,000	10,000,000
Dielectric strength	Input to Contacts	V	2500 AC	2500 AC	2500 AC	2500 AC
	Between Open Contacts	V	1000 AC	1000 AC	1000 AC	1000 AC
Terminal Wire Capacity		AWG (mm ²)	14 (2.1)	14 (2.1)	14 (2.1)	14 (2.1)
Terminal Torque (maximum)		in lb (Nm)	7.1 (0.8)	7.1 (0.8)	7.1 (0.8)	7.1 (0.8)
Environment						
Product certifications	Standard version		UL, CE	UL, CE	UL, CE	UL, CE
Ambient air temperature around the device	Storage	°C	-30...+70	-30...+70	-30...+70	-30...+70
	Operation	°C	-20...+55	-20...+55	-20...+55	-20...+55
Degree of protection			IP 20	IP 20	IP 20	IP 20
Weight		grams	60	60	60	60



Optional Panel Adapter
(16-788C1)
See Section 3 p.18

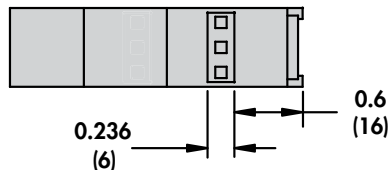
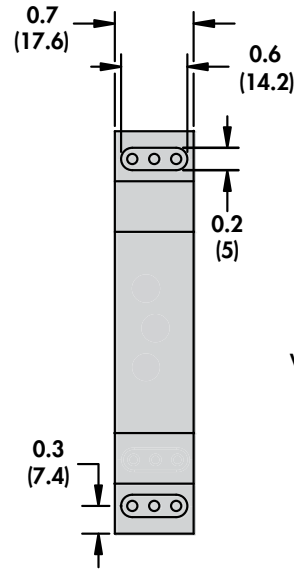
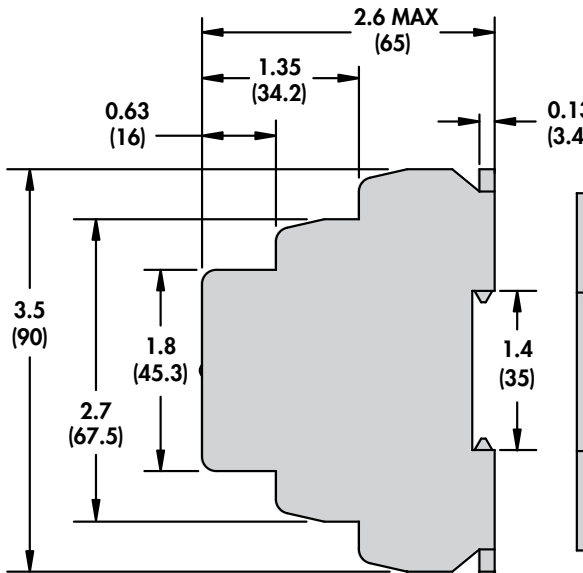
Standard Part Numbers

BOLD-FACED PART NUMBERS ARE NORMALLY STOCKED

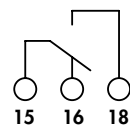
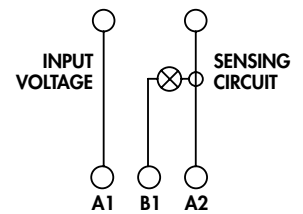
Part Number	Input Voltage	Timing Range	Sensing Current Range	Contact Configuration	Rated Load Current
841CS1-UNI	24...240 VAC	0.1s...10s	0.1...1A	SPDT	15 Amps
841CS2-UNI	24...240 VAC	0.1s...10s	0.2...2A	SPDT	15 Amps
841CS5-UNI	24...240 VAC	0.1s...10s	0.5...5A	SPDT	15 Amps
841CS8-UNI	24...240 VAC	0.1s...10s	0.8...8A	SPDT	15 Amps

Part Number Builder

Series	Relay Style	Sensing Current	-	Input Voltage
841 = SPDT	CS = Current Sensor	1 = 0.1...1 Amp		UNI = 24...240 VAC
		2 = 0.2...2 Amp		
		5 = 0.5...5 Amp		
		8 = 0.8...8 Amp		



WIRING DIAGRAM



15 - COMMON
16 - NORMALLY CLOSED
18 - NORMALLY OPEN



Компания «ЭлектроПласт» предлагает заключение долгосрочных отношений при поставках импортных электронных компонентов на взаимовыгодных условиях!

Наши преимущества:

- Оперативные поставки широкого спектра электронных компонентов отечественного и импортного производства напрямую от производителей и с крупнейших мировых складов;
- Поставка более 17-ти миллионов наименований электронных компонентов;
- Поставка сложных, дефицитных, либо снятых с производства позиций;
- Оперативные сроки поставки под заказ (от 5 рабочих дней);
- Экспресс доставка в любую точку России;
- Техническая поддержка проекта, помощь в подборе аналогов, поставка прототипов;
- Система менеджмента качества сертифицирована по Международному стандарту ISO 9001;
- Лицензия ФСБ на осуществление работ с использованием сведений, составляющих государственную тайну;
- Поставка специализированных компонентов (Xilinx, Altera, Analog Devices, Intersil, Interpoint, Microsemi, Aeroflex, Peregrine, Syfer, Eurofarad, Texas Instrument, Miteq, Cobham, E2V, MA-COM, Hittite, Mini-Circuits, General Dynamics и др.);

Помимо этого, одним из направлений компании «ЭлектроПласт» является направление «Источники питания». Мы предлагаем Вам помощь Конструкторского отдела:

- Подбор оптимального решения, техническое обоснование при выборе компонента;
- Подбор аналогов;
- Консультации по применению компонента;
- Поставка образцов и прототипов;
- Техническая поддержка проекта;
- Защита от снятия компонента с производства.



Как с нами связаться

Телефон: 8 (812) 309 58 32 (многоканальный)

Факс: 8 (812) 320-02-42

Электронная почта: org@eplast1.ru

Адрес: 198099, г. Санкт-Петербург, ул. Калинина, дом 2, корпус 4, литера А.