


# SPT 1,5/ 1-H-3,5 SVT SWO - 1706734

Please be informed that the data shown in this PDF Document is generated from our Online Catalog. Please find the complete data in the user's documentation. Our General Terms of Use for Downloads are valid (<http://phoenixcontact.com/download>)

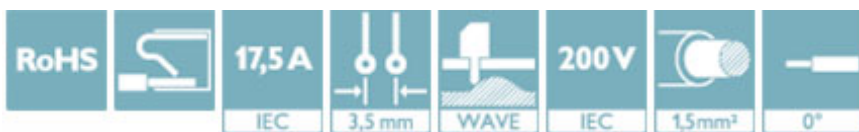
PCB terminal block, nominal current: 17.5 A, nom. voltage: 200 V, pitch: 3.5 mm, number of positions: 1, connection method: Push-in spring connection, mounting: Wave soldering, conductor/PCB connection direction: 0 °, color: signal violet




The figure shows a 10-position version of the product

## Your advantages

- ✓ Time saving push-in connection, tools not required
- ✓ Defined contact force ensures that contact remains stable over the long term
- ✓ Clamping space opened by means of fixed screwdriver enables convenient conductor connection
- ✓ Operation and conductor connection from one direction enable integration into front of device
- ✓ Two solder pins reduce the mechanical strain on the soldering spots



## Key Commercial Data

|                        |   |
|------------------------|---|
| Packing unit           | 100 pc  |
| Minimum order quantity | 100 pc  |
| GTIN                   | <br>4 046356 872300 |
| GTIN                   | 4046356872300   |

## Technical data

### Item properties

|                           |                           |
|---------------------------|---------------------------|
| Brief article description | PCB terminal block        |
| Range of articles         | SPT 1,5/...-H             |
| Pitch                     | 3.5 mm                    |
| Number of positions       | 1                         |
| Connection method         | Push-in spring connection |
| Mounting type             | Wave soldering            |
| Pin layout                | Linear double pinning     |
| Number of levels          | 1                         |

### Electrical parameters

# SPT 1,5/ 1-H-3,5 SVT SWO - 1706734

## Technical data

### Electrical parameters

|                                  |        |
|----------------------------------|--------|
| Rated current                    | 17.5 A |
| Rated insulation voltage (III/2) | 200 V  |
| Rated surge voltage (III/2)      | 2.5 kV |

### Connection capacity

|   |   |
|---|---|
| Conductor cross section solid   | 0.2 mm <sup>2</sup> ... 1.5 mm <sup>2</sup>                           |
| Conductor cross section flexible                                      | 0.2 mm <sup>2</sup> ... 1.5 mm <sup>2</sup>                           |
| Conductor cross section AWG / kcmil                                   | 24 ... 16   |
| Conductor cross section flexible, with ferrule without plastic sleeve | 0.25 mm <sup>2</sup> ... 1.5 mm <sup>2</sup> (Stripping length 8 mm)  |
| Conductor cross section, flexible, with ferrule, with plastic sleeve  | 0.25 mm <sup>2</sup> ... 0.75 mm <sup>2</sup> (Stripping length 8 mm) |
| Stripping length  | 10 mm   |

### Material data - contact

|  |   |
|--|---|
| Note                                     | WEEE/RoHS-compliant, free of whiskers according to IEC 60068-2-82/ JEDEC JESD 201 |
| Contact material                         | Cu alloy  |
| Surface characteristics                  | hot-dip tin-plated  |
| Metal surface terminal point (top layer) | Tin (4 - 8 µm Sn)   |
| Metal surface soldering area (top layer) | Tin (4 - 8 µm Sn)   |

### Material data - housing

|   |        |
|---|--------|
| Insulating material   | PA     |
| Insulating material group   | I      |
| CTI according to IEC 60112  | 600    |
| Flammability rating according to UL 94                            | V0     |
| Glow wire flammability index GWFI according to EN 60695-2-12      | 850    |
| Glow wire ignition temperature GWIT according to EN 60695-2-13    | 775    |
| Temperature for the ball pressure test according to EN 60695-10-2 | 125 °C |

### Dimensions for the product

|                             |              |
|-----------------------------|--------------|
| Length [ l ]                | 14.4 mm      |
| Width [ w ]                 | 3.5 mm       |
| Height [ h ]                | 16 mm        |
| Pitch                       | 3.5 mm       |
| Height (without solder pin) | 13.5 mm      |
| Solder pin [P]              | 2.5 mm       |
| Pin spacing                 | 8.2 mm       |
| Pin dimensions              | 0.8 x 0.8 mm |

### Dimensions for PCB design

|               |        |
|---------------|--------|
| Hole diameter | 1.1 mm |
| Pin spacing   | 8.2 mm |

### Packaging information

# SPT 1,5/ 1-H-3,5 SVT SWO - 1706734

## Technical data

### Packaging information

|                            |                     |
|----------------------------|---------------------|
| Type of packaging          | packed in cardboard |
| Pieces per package         | 100                 |
| Denomination packing units | Pcs.                |

### Ambient conditions

|   |                  |
|---|------------------|
| Ambient temperature (storage/transport) | -40 °C ... 70 °C |
| Ambient temperature (assembly)          | -5 °C ... 100 °C |
| Ambient temperature (operation)         | -40 °C           |

### Termination and connection method

|                 |                       |
|-----------------|-----------------------|
| Connection test | IEC 60998-2-2:2002-12 |
| Test result     | Test passed           |

### Pull-out test

|  |   |
|--|---|
| Pull-out test  | IEC 60998-2-2:2002-12                   |
|  | Test passed                             |
| Conductor cross section / conductor type / tensile force | 0.2 mm <sup>2</sup> / solid / > 10 N    |
|  | 0.2 mm <sup>2</sup> / flexible / > 10 N |
|  | 1.5 mm <sup>2</sup> / solid / > 40 N    |
|  | 1.5 mm <sup>2</sup> / flexible / > 40 N |

### Mechanical tests according to standard

|                    |                          |
|--------------------|--------------------------|
| Test specification | IEC 60998-2-2 (in parts) |
|--------------------|--------------------------|

### Electrical tests

|                                  |        |
|----------------------------------|--------|
| Rated current                    | 17.5 A |
| Rated insulation voltage (III/2) | 200 V  |
| Rated surge voltage (III/2)      | 2.5 kV |

### Air clearances and creepage distances

|                                  |        |
|----------------------------------|--------|
| Insulating material group        | I      |
| Voltage                          | 160 V  |
| Rated insulation voltage (III/3) | 160 V  |
| Rated insulation voltage (III/2) | 200 V  |
| Rated insulation voltage (II/2)  | 400 V  |
| Rated surge voltage (III/3)      | 2.5 kV |
| Rated surge voltage (III/2)      | 2.5 kV |
| Rated surge voltage (II/2)       | 2.5 kV |

### Current carrying capacity / derating curves

|               |                          |
|---------------|--------------------------|
| Specification | IEC 60998-2-2 (in parts) |
|---------------|--------------------------|

### Vibration test

|   |   |
|---|---|
| Resistance to ageing, to humidity conditions, to ingress of solid objects and to harmful ingress of water | Test passed IEC 60998-1:2002-12 168 h/100°C 48 h/30 °C/92 % |
| Test result   | Test passed   |

# SPT 1,5/ 1-H-3,5 SVT SWO - 1706734

## Technical data

### Vibration test

|                    |                     |
|--------------------|---------------------|
| Test specification | IEC 60998-1:2002-12 |
| Dry heat           | 168 h/100°C         |
| Humid heat         | 48 h/30 °C/92 %     |

### Resistance to ageing, humidity and penetration of solids

|                    |                     |
|--------------------|---------------------|
| Test result        | Test passed         |
| Test specification | IEC 60998-1:2002-12 |
| Dry heat           | 168 h/100°C         |
| Humid heat         | 48 h/30 °C/92 %     |

### Standards and Regulations

|                                  |        |
|----------------------------------|--------|
| Connection in acc. with standard | EN-VDE |
|----------------------------------|--------|

### Environmental Product Compliance

|            |   |
|------------|---|
| China RoHS | Environmentally friendly use period: unlimited = EFUP-e |
|            | No hazardous substances above threshold values          |

## Approvals

### Approvals

---

Approvals

EAC

---

Ex Approvals

---

### Approval details

|     |  |         |
|-----|--|---------|
| EAC |  | B.01742 |
|-----|--|---------|

---

Phoenix Contact 2018 © - all rights reserved  
<http://www.phoenixcontact.com>

PHOENIX CONTACT GmbH & Co. KG  
Flachsmarktstr. 8  
32825 Blomberg  
Germany  
Tel. +49 5235 300  
Fax +49 5235 3 41200  
<http://www.phoenixcontact.com>



Компания «ЭлектроПласт» предлагает заключение долгосрочных отношений при поставках импортных электронных компонентов на взаимовыгодных условиях!

Наши преимущества:

- Оперативные поставки широкого спектра электронных компонентов отечественного и импортного производства напрямую от производителей и с крупнейших мировых складов;
- Поставка более 17-ти миллионов наименований электронных компонентов;
- Поставка сложных, дефицитных, либо снятых с производства позиций;
- Оперативные сроки поставки под заказ (от 5 рабочих дней);
- Экспресс доставка в любую точку России;
- Техническая поддержка проекта, помощь в подборе аналогов, поставка прототипов;
- Система менеджмента качества сертифицирована по Международному стандарту ISO 9001;
- Лицензия ФСБ на осуществление работ с использованием сведений, составляющих государственную тайну;
- Поставка специализированных компонентов (Xilinx, Altera, Analog Devices, Intersil, Interpoint, Microsemi, Aeroflex, Peregrine, Syfer, Eurofarad, Texas Instrument, Miteq, Cobham, E2V, MA-COM, Hittite, Mini-Circuits, General Dynamics и др.);

Помимо этого, одним из направлений компании «ЭлектроПласт» является направление «Источники питания». Мы предлагаем Вам помощь Конструкторского отдела:

- Подбор оптимального решения, техническое обоснование при выборе компонента;
- Подбор аналогов;
- Консультации по применению компонента;
- Поставка образцов и прототипов;
- Техническая поддержка проекта;
- Защита от снятия компонента с производства.



#### Как с нами связаться

**Телефон:** 8 (812) 309 58 32 (многоканальный)

**Факс:** 8 (812) 320-02-42

**Электронная почта:** [org@eplast1.ru](mailto:org@eplast1.ru)

**Адрес:** 198099, г. Санкт-Петербург, ул. Калинина, дом 2, корпус 4, литера А.