

SERIES 90HB
SPST, Low Profile



FEATURES

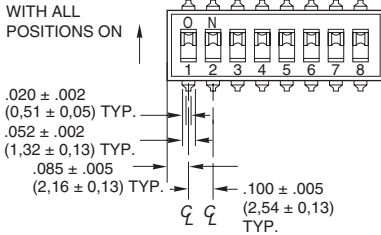
- Compatible with SMT Assembly, Including Infrared Reflow and Vapor-Phase
- Top Seal Withstands High Pressure Aqueous Cleaning
- Reliable Spring and Ball Contact



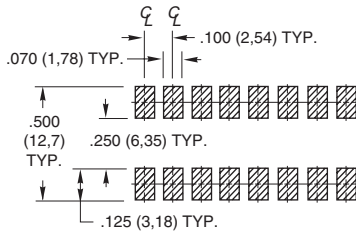
DIMENSIONS In inches (and millimeters)

Top View—Gull Wing

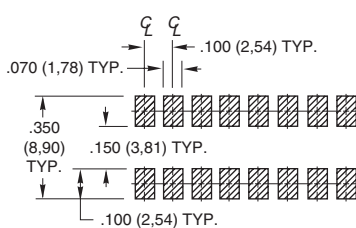
SWITCH IS PACKAGED AS SHOWN HERE WITH ALL POSITIONS ON



Recommended PC Pad Dimensions—Gull Wing



Recommended PC Pad Dimensions—J-Bend



Gull Wing



J-Bend



CIRCUITRY

As viewed from the top of the switch in the positions shown in the drawing.



SPECIFICATIONS

Electrical Ratings

Make-and-break Current Rating: 2,000 operations per switch position at these resistive loads: 10 mA, 30 Vdc; or 10 mA, 50 mVdc; 10 mA, 50 mVdc; or 25 mA, 24 Vdc; or 100 mA, 6 Vdc.

Contact Resistance: (measured at 10 mA, 50 mVdc). Initial: 20 mohms maximum, After Life: 100 mohms maximum

Insulation Resistance: Minimum, at 100 Vdc between adjacent closed contacts and also across open switch contacts.

Initial (Mohms): 5,000, After Life (Mohms): 1,000

Dielectric Strength: Minimum voltage (AC RMS) measured between adjacent closed contacts and also across open switch contacts. Initial: 500 volts, After Life: 500 volts

Current Carry Rating: 3A maximum rise of 20°C

Switch Capacitance: 2 pF at 1 megahertz

Mechanical Ratings

Where Grayhill performance is superior, the MIL spec is listed in parentheses.

Mechanical Life: 2,000 operations per switch position

Vibration Resistance: Per Method 204, Test Condition B, 1mS opening (10 mS allowed)

Mechanical Shock: Per Method 213, Test Condition A. 1mS opening (10 mS allowed)

Thermal Shock Resistance: Per specification; no failures; passes contact resistance.

Terminal Strength: Per specification

Thermal Aging: 1,000 hours at 85°C; no failures.

Environmental Ratings

Meets all requirements of MIL- S-83504.

Operating Temperature Range: -40°C to + 85°C

Storage Temperature Range: -40°C to + 85°C

Moisture Resistance: Per MIL-STD-202, Method 106.

Soldering Information

Solderability: Per MIL-STD-202, Method 208

Soldering Heat Resistance: Per MIL-S-83504, six second test.

Recommended Processing Temperature: 220°C—230°C (1 pass—260°C maximum)

Processing Position: Switch is to be processed with all actuators in the closed (on) position as shipped.

Fluxing: Per EIA RS-448-2 with flux touching switch body.

Cleaning: Passes immersion test using water/detergent. Acceptable solutions include 1-1-1 trichlorethane, freon, (TF, TE, or TMS), isopropyl alcohol, detergent (140°F maximum). Terpene acceptable for Series 90 only. Solutions which are not recommended include acetone,

methylene chloride, freon TMC.

Materials and Finishes

Shorting Member (Ball): Brass, gold-plate over nickel barrier.

Base Contacts: Copper alloy, gold-plate over nickel barrier.

Terminals: Copper alloy, matte tin plated over nickel barrier.

Non-Conductive Parts: Thermoplastic (UL94V-O)

Tape and Reel Packaging

Tape Seal Integrity: Passes gross leak test using 125°C flourinert for 20 seconds minimum. Reference MIL-STD-202, Method 112

Tape Seal: Polyimide film

ORDERING INFORMATION

Series
Terminal Style: W = Gull Wing, J = J-Bend
RoHS compliant

90HBW02PRT

Packaging: R = Tape and reel packaging (750 switches/reel)
 Blank = Tube packaging (each tube is 19.5" long)

Seal: P = Polyimide Seal
 Blank = No Seal

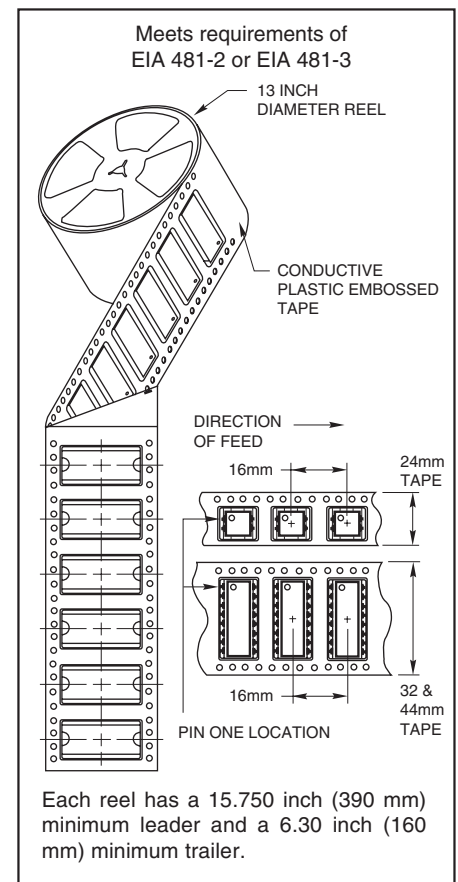
Number of Positions: 02 through 10

No. of Positions	Length Inches	Length Metric	Number Per Tube
2	.270"	6,9 mm	60
3	.370"	9,4 mm	47
4	.470"	11,9 mm	37
5	.570"	14,5 mm	31
6	.670"	17,0 mm	26
7	.770"	19,6 mm	23
8	.870"	22,1 mm	20
9	.970"	24,6 mm	18
10	1.070"	27,2 mm	16

Available from your local Grayhill Distributor.

For prices and discounts, contact a local Sales Office, an authorized local Distributor or Grayhill.

TAPE AND REEL PACKAGING





Компания «ЭлектроПласт» предлагает заключение долгосрочных отношений при поставках импортных электронных компонентов на взаимовыгодных условиях!

Наши преимущества:

- Оперативные поставки широкого спектра электронных компонентов отечественного и импортного производства напрямую от производителей и с крупнейших мировых складов;
- Поставка более 17-ти миллионов наименований электронных компонентов;
- Поставка сложных, дефицитных, либо снятых с производства позиций;
- Оперативные сроки поставки под заказ (от 5 рабочих дней);
- Экспресс доставка в любую точку России;
- Техническая поддержка проекта, помощь в подборе аналогов, поставка прототипов;
- Система менеджмента качества сертифицирована по Международному стандарту ISO 9001;
- Лицензия ФСБ на осуществление работ с использованием сведений, составляющих государственную тайну;
- Поставка специализированных компонентов (Xilinx, Altera, Analog Devices, Intersil, Interpoint, Microsemi, Aeroflex, Peregrine, Syfer, Eurofarad, Texas Instrument, Miteq, Cobham, E2V, MA-COM, Hittite, Mini-Circuits, General Dynamics и др.);

Помимо этого, одним из направлений компании «ЭлектроПласт» является направление «Источники питания». Мы предлагаем Вам помощь Конструкторского отдела:

- Подбор оптимального решения, техническое обоснование при выборе компонента;
- Подбор аналогов;
- Консультации по применению компонента;
- Поставка образцов и прототипов;
- Техническая поддержка проекта;
- Защита от снятия компонента с производства.



Как с нами связаться

Телефон: 8 (812) 309 58 32 (многоканальный)

Факс: 8 (812) 320-02-42

Электронная почта: org@eplast1.ru

Адрес: 198099, г. Санкт-Петербург, ул. Калинина, дом 2, корпус 4, литера А.