

## Ceramic AC Capacitors

### Class X1, 440 V<sub>AC</sub>/Class Y2, 250 V<sub>AC</sub>



• Dimensions in mm

Impedance (Z) as a function of frequency (f) at T<sub>a</sub> = 20 °C (average). Measurement with lead length 6 mm.



**DESIGN:**

Disc capacitors with epoxy coating



**RoHS**  
COMPLIANT

**RATED VOLTAGE U<sub>R</sub>:**

- (X1): 440 V<sub>AC</sub>, 50 Hz (IEC 60384-14.2)
- (Y2): 250 V<sub>AC</sub>, 50 Hz (IEC 60384-14.2)
- 250 V<sub>AC</sub>, 60 Hz (UL1414, CSA C22.2)

**DIELECTRIC STRENGTH BETWEEN LEADS:**

Component test:  
2500 V<sub>AC</sub>, 50 Hz, 2 s, for parts with pitch ≥ 7.5 mm  
As repeated test admissible only once with  
2000 V<sub>AC</sub>, 50 Hz, 2 s  
Random sampling test (destructive test):  
1500 V<sub>AC</sub>, 50 Hz, 60 s

**DIELECTRIC STRENGTH OF BODY INSULATION:**

2000 V<sub>AC</sub>, 50 Hz, 60 s (destructive test)

**DISSIPATION FACTOR tan δ:**

≤ 25 • 10<sup>-3</sup>

**INSULATION RESISTANCE R<sub>is</sub>:**

≥ 6 • 10<sup>9</sup> Ω

**CATEGORY TEMPERATURE RANGE θ<sub>A</sub>:**

(- 40 to + 125) °C

**CLIMATIC CATEGORY ACC. TO EN60068-1:**

40/125/21

**COATING:**

Epoxy, dipped, insulating, flame retarding acc. to  
UL 94V-0

**TAPING AND SPECIAL LEAD CONFIGURATIONS:**

On request

**MARKING (EXAMPLE):**



WYO 1 nF to 2.5 nF



WYO 3.3 nF to 12 nF

All approval marks are also shown on the label.






**Ceramic AC Capacitors**  
Class X1, 440 V<sub>AC</sub>/Class Y2, 250 V<sub>AC</sub>

Vishay Draloric

<b>ORDERING INFORMATION, CERAMIC X1 / Y2 CAPACITORS WYO</b>						
CAPACITANCE (pF)	TOL. (%)	D x s (mm)	F ± 1* (mm)	d ± 0.05* (mm)	V ± 0.5* (mm)	ORDERING CODE
1000	± 20 %	6.5 x 4.5	5.0	0.6	1.4	WYO102□CM□□□KR
1500		8.0 x 4.5				WYO152□CM□□□KR
1800		8.0 x 4.5				WYO182□CM□□□KR
2200		9.0 x 4.5				WYO222□CM□□□KR
2500		9.0 x 4.5				WYO252□CM□□□KR
3300		10.0 x 4.5				WYO332□CM□□□KR
4700		12.0 x 4.5	7.5		1.6	WYO472□CM□□□KR
5000		12.0 x 4.5				WYO502□CM□□□KR
6800		17.0 x 4.5				WYO682□CM□□□KR
8200		17.0 x 4.5				WYO822□CM□□□KR
0.010 μF		21.0 x 4.5				WYO103□CM□□□KR
0.012 μF		21.0 x 4.5				WYO123□CM□□□KR

\* Standard lead configuration, other lead spacing and diameter available on request.

<b>ORDERING CODE</b>			
□	7th digit	Capacitance Tolerance	± 20 % = M
□□□	10th to 12th digit	Lead Configuration (see General Information)	
R	14th digit	RoHS Compliant Component	

<b>APPROVALS</b>						
<b>IEC 60384 - 14 / 2<sup>nd</sup> Issue (1993) incl. Am. 1 (1995) - Safety Tests</b>						
<b>EN 132 400 (1994) - Safety Tests</b>						
That approval together with the CB Test Certificate substitutes the national approval of the following nations:						
Belgium	France	Italy	Austria	China	Japan	Spain
Denmark	Greece	Luxembourg	Portugal	Singapore	Poland	United Kingdom
Germany	Ireland	Netherlands	Sweden	Slovenia	Hungaria	Czech Republic
Finland	Iceland	Norway	Switzerland	Korea	Israel	
Y2 - Capacitor: CB-Test Certificate: DE-1-11476-A1				1 nF ... 12 nF	250 Vac	
X1 - Capacitor: CB-Test Certificate: DE-1-11148-A1				1 nF ... 12 nF	440 Vac	
Minimum thickness of insulation: 0.4 mm						
Underwriters Laboratories Inc.						
UL 1414	Line-by-pass component			1 nF ... 12 nF	250 Vac	
	Agency Files / Licences			E 183 844 V1 S2		
Canadian Standards Association						
CSA C22.2 No 1-98	Line-by-pass component			1 nF ... 12 nF	250 Vac	
	Agency Files / Licences			E 183 844 V1 S2		

<b>ORDERING INFORMATION</b>						
<b>WYO</b>	<b>103</b>	<b>M</b>	<b>CM</b>	<b>CF0</b>	<b>K</b>	<b>R</b>
SERIES	CAP. VALUE	TOLERANCE	RATED VOLTAGE	LEAD CONFIGURATION	INTERNAL CODE	RoHS COMPLIANT



## Disclaimer

All product specifications and data are subject to change without notice.

Vishay Intertechnology, Inc., its affiliates, agents, and employees, and all persons acting on its or their behalf (collectively, "Vishay"), disclaim any and all liability for any errors, inaccuracies or incompleteness contained herein or in any other disclosure relating to any product.

Vishay disclaims any and all liability arising out of the use or application of any product described herein or of any information provided herein to the maximum extent permitted by law. The product specifications do not expand or otherwise modify Vishay's terms and conditions of purchase, including but not limited to the warranty expressed therein, which apply to these products.

No license, express or implied, by estoppel or otherwise, to any intellectual property rights is granted by this document or by any conduct of Vishay.

The products shown herein are not designed for use in medical, life-saving, or life-sustaining applications unless otherwise expressly indicated. Customers using or selling Vishay products not expressly indicated for use in such applications do so entirely at their own risk and agree to fully indemnify Vishay for any damages arising or resulting from such use or sale. Please contact authorized Vishay personnel to obtain written terms and conditions regarding products designed for such applications.

Product names and markings noted herein may be trademarks of their respective owners.



Компания «ЭлектроПласт» предлагает заключение долгосрочных отношений при поставках импортных электронных компонентов на взаимовыгодных условиях!

Наши преимущества:

- Оперативные поставки широкого спектра электронных компонентов отечественного и импортного производства напрямую от производителей и с крупнейших мировых складов;
- Поставка более 17-ти миллионов наименований электронных компонентов;
- Поставка сложных, дефицитных, либо снятых с производства позиций;
- Оперативные сроки поставки под заказ (от 5 рабочих дней);
- Экспресс доставка в любую точку России;
- Техническая поддержка проекта, помощь в подборе аналогов, поставка прототипов;
- Система менеджмента качества сертифицирована по Международному стандарту ISO 9001;
- Лицензия ФСБ на осуществление работ с использованием сведений, составляющих государственную тайну;
- Поставка специализированных компонентов (Xilinx, Altera, Analog Devices, Intersil, Interpoint, Microsemi, Aeroflex, Peregrine, Syfer, Eurofarad, Texas Instrument, Miteq, Cobham, E2V, MA-COM, Hittite, Mini-Circuits, General Dynamics и др.);

Помимо этого, одним из направлений компании «ЭлектроПласт» является направление «Источники питания». Мы предлагаем Вам помощь Конструкторского отдела:

- Подбор оптимального решения, техническое обоснование при выборе компонента;
- Подбор аналогов;
- Консультации по применению компонента;
- Поставка образцов и прототипов;
- Техническая поддержка проекта;
- Защита от снятия компонента с производства.



#### Как с нами связаться

**Телефон:** 8 (812) 309 58 32 (многоканальный)

**Факс:** 8 (812) 320-02-42

**Электронная почта:** [org@eplast1.ru](mailto:org@eplast1.ru)

**Адрес:** 198099, г. Санкт-Петербург, ул. Калинина, дом 2, корпус 4, литера А.