


not recommended for new design in

Features

- ◆ Ultra wide 4 : 1 input range
- ◆ Extended operating temperature range
-40°C to +85°C
- ◆ I/O isolation 1500 VDC
- ◆ Input filter meets EN 55022, class A and FCC, Level A
- ◆ Remote On/Off
- ◆ Adjustable output
- ◆ Industry standard footprint
- ◆ Shielded metal case with insulated baseplate
- ◆ Optional heatsink
- ◆ Lead free design - RoHS compliant
- ◆ 3-year product warranty



The TEN 20WI series is a family of high performance 20W DC/DC converter modules featuring ultra wide 4:1 input voltage ranges in a compact 2" x 1.6" low profile package with industry-standard footprint. A very high efficiency allows an operating temperature range of -40°C to 85°C. A built-in EMI input filter complies with EN 55022, class A. Further standard features include remote On/Off, output voltage trimming, over voltage protection and short-circuit protection. Typical applications for these converters are battery operated equipment and distributed power architectures in communication and industrial electronics, everywhere where isolated, tightly regulated voltages are required.

Models

Order code	Input voltage range	Output voltage	Output current max.	Efficiency typ.
TEN 20-2411WI	9 – 36 VDC (24 VDC nominal)	5 VDC	4'000 mA	79 %
TEN 20-2412WI		12 VDC	1'670 mA	81 %
TEN 20-2413WI		15 VDC	1'330 mA	81 %
TEN 20-2421WI		±5 VDC	±2'000 mA	79 %
TEN 20-2422WI		±12 VDC	±835 mA	81 %
TEN 20-2423WI		±15 VDC	±665 mA	82 %
TEN 20-4811WI	18 – 75 VDC (48 VDC nominal)	5 VDC	4'000 mA	80 %
TEN 20-4812WI		12 VDC	1'670 mA	81 %
TEN 20-4813WI		15 VDC	1'330 mA	81 %
TEN 20-4821WI		±5 VDC	±2'000 mA	79 %
TEN 20-4822WI		±12 VDC	±835 mA	83 %
TEN 20-4823WI		±15 VDC	±665 mA	84 %

Input Specifications

Input current at no load	24 Vin models: 35 mA typ. 48 Vin models: 25 mA typ.
Input current at full load	24 Vin models: 1000 mA typ. 48 Vin models: 500 mA typ.
Surge voltage (100 msec. max.)	24 Vin models: 50 V max. 48 Vin models: 100 V max.
Conducted noise (input)	24 Vin models: EN 55022 level A, FCC part 15, level A without external components 48 Vin models: with capacitor 2.2 µF/100V, 1812 MLCC
ESD (input)	EN 61000-4-2, perf. criteria B
Fast transient (input)	EN 61000-4-4, perf. criteria B
Surge (input)	EN 61000-4-5, perf. criteria B

Output Specifications

Voltage set accuracy	±2 %
Output voltage adjustment	±10 %
Regulation	– Input variation Vin min. to Vin max. – Load variation 25 – 100%: single output models: ±0.5 % max. dual output models: ±3 % max. (balanced load) ±5 % max. (load cross variation 25 % / 100 %)
Temperature coefficient	±0.02 %/K
Ripple and noise (20 MHz Bandwidth)	single output models: 75 mVpk-pk max. dual output models: 100 mVpk-pk max.
Start up time (nominal Vin and constant resistive load)	20 ms typ.
Transient Response (25% load step change)	500 µs typ.
Short circuit protection	indefinite (automatic recovery)
Over load protection	150 % of Iout max typ. foldback
Over voltage protection	5 Vout models: 6.2 V 12 Vout models: 15 V 15 Vout models: 18 V
Minimum load	10% of rated max current (operation at lower load condition will not damage these converters, however, they may not meet all listed specifications)
Capacitive load	5 Vout models / ± 5 Vout models: 6'800 µF max. / ±3'400 µF max. 12 Vout models / ±12 Vout models: 2'200 µF max. / ±680 µF max. 15 Vout models / ±15 Vout models: 755 µF max. / ±450 µF max.

General Specifications

Temperature ranges	– Operating – Case temperature – Storage	–40°C to +85°C +100°C max. –55°C to +105°C
Thermal impedance	– with heat-sink TEN-HS2 – without heat-sink	8.24 K/watt 10 K/watt
Derating		see graphs on page 3 to 5
Humidity (non condensing)		95 % rel H max.
Reliability, calculated MTBF (MIL-HDBK-217F, at +70°C, ground benign)		>1.9 Mio. h
Isolation voltage (60 sec.)	– Input/Output	1'500 VDC
Isolation capacitance	– Input/Output	300 pF typ.
Isolation resistance	– Input/Output (500 VDC)	>1'000 M Ohm

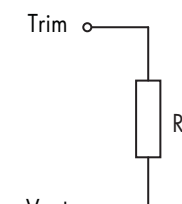
All specifications valid at nominal input voltage, full load and +25°C after warm-up time unless otherwise stated.

General Specifications

Switching frequency (fixed)		300 kHz typ. (Pulse width modulation PWM)
Vibration		10–55Hz, 2G, 30 minutes along X,Y,Z
Remote On/Off	<ul style="list-style-type: none"> – ON: – OFF: – OFF idle current: 	3.5 ... 12 VDC or open circuit. 0 ... 1.2 VDC or short circuit pin 3 and pin 2 20 mA typ.
Safety standards		UL 1950, IEC/EN 60950-1 compliance up to 60 VDC input voltage (SELV limit)
Safety approvals	– UL/cUL	www.ul.com > UL File no.: e188913
Environmental compliance	<ul style="list-style-type: none"> – Reach – RoHS 	www.tracopower.com/products/reach-declaration.pdf RoHS directive 2011/65/EU

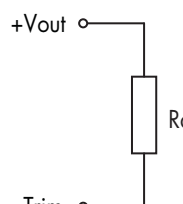
Output Voltage Adjustment

Trim up



Ru [kohm]*		5V	12V	15V
output				
+5%	3.9	56	470	
+10%	0.47	6.8	2.2	
output		±5V	±12V	±15V
+5%	10	22	39	
+10%	0.82	1.5	6.8	



Trim down

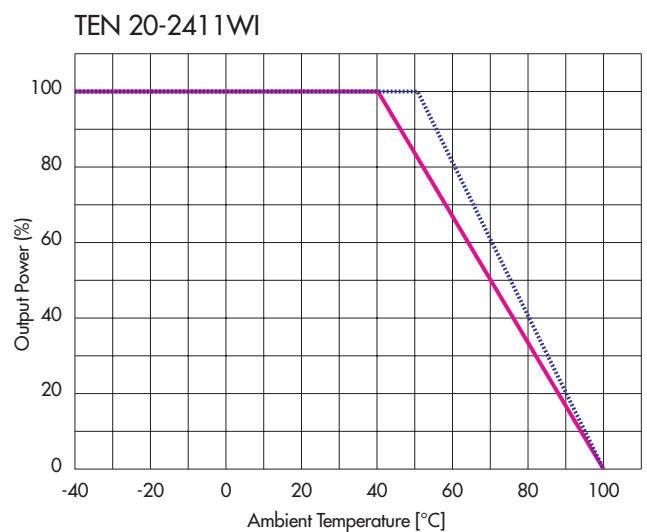
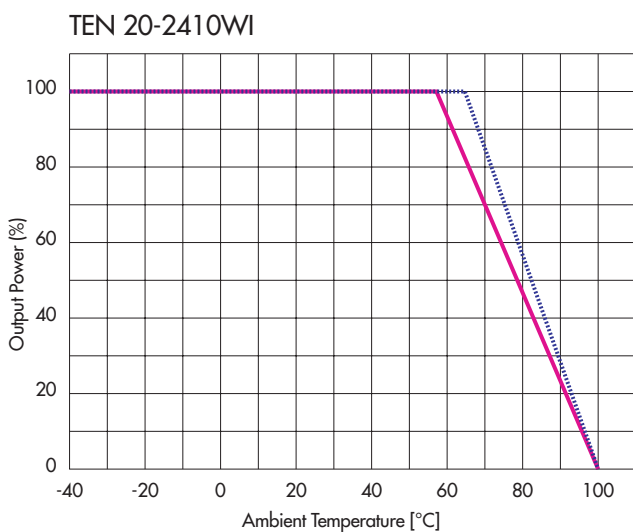


Rd [kohm]*		5V	12V	15V
output				
-5%	5.6	47	56	
-10%	0.68	2.7	1.8	
output		±5V	±12V	±15V
-5%	15	47	47	
-10%	1.2	10	8.2	

*approximate values

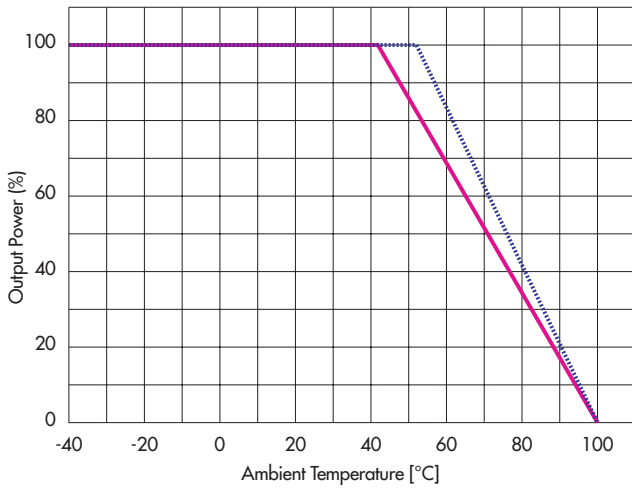
Power De-rating

	Natural convection with heat-sink TEN-HS2
	Natural convection without heat-sink

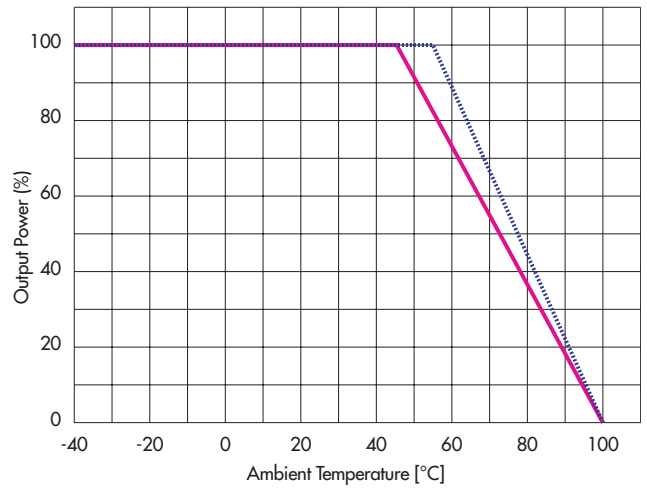


Power De-rating

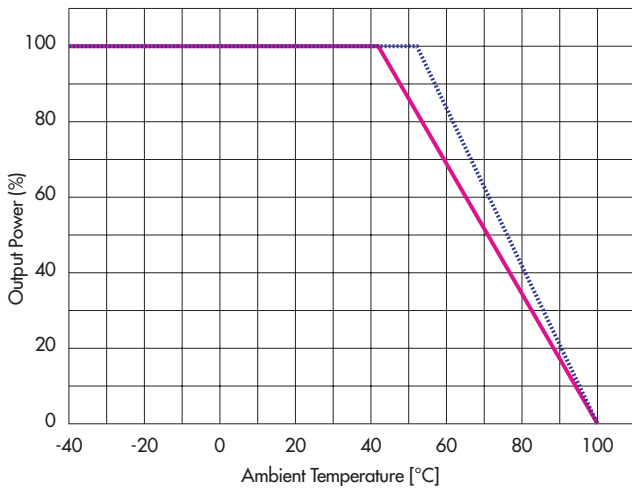
TEN 20-2412WI



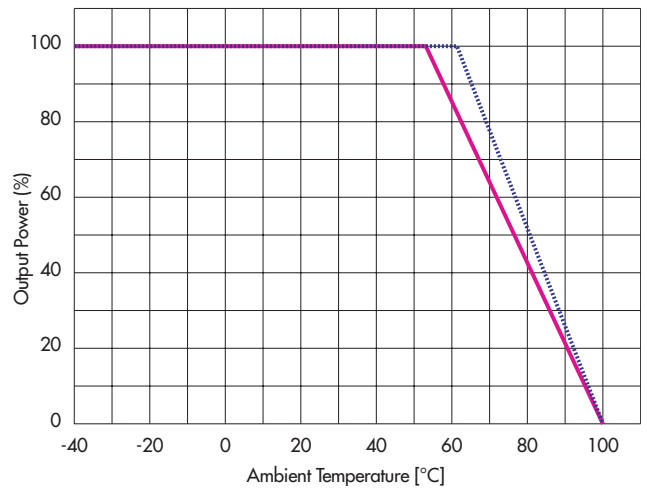
TEN 20-2413WI



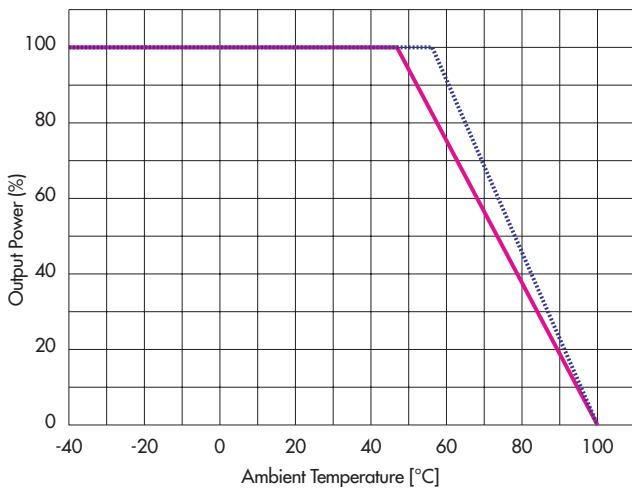
TEN 20-2421WI



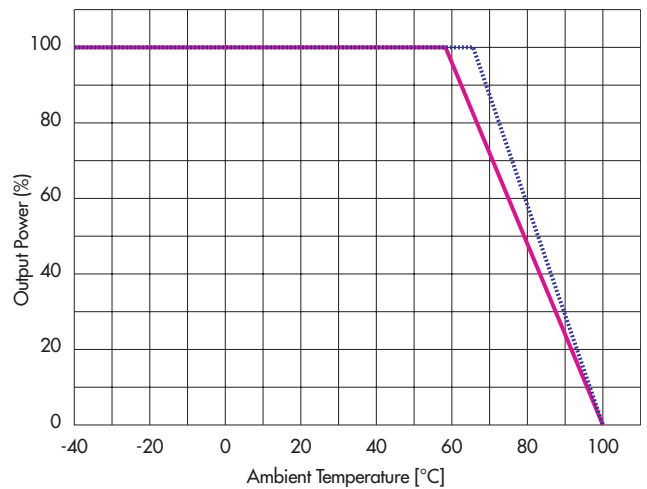
TEN 20-2422WI



TEN 20-2423WI

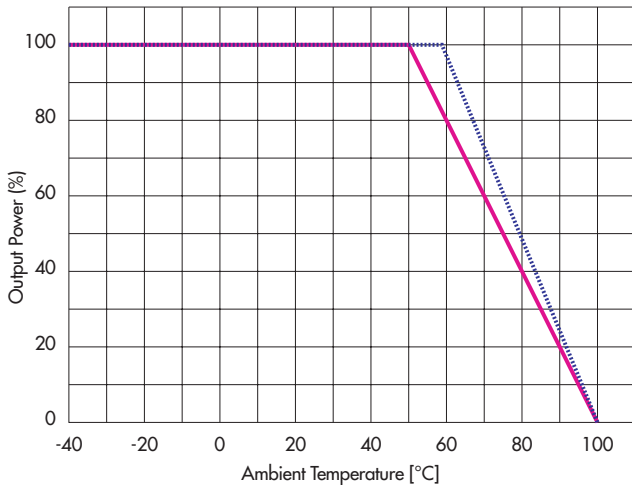


TEN 20-4810WI

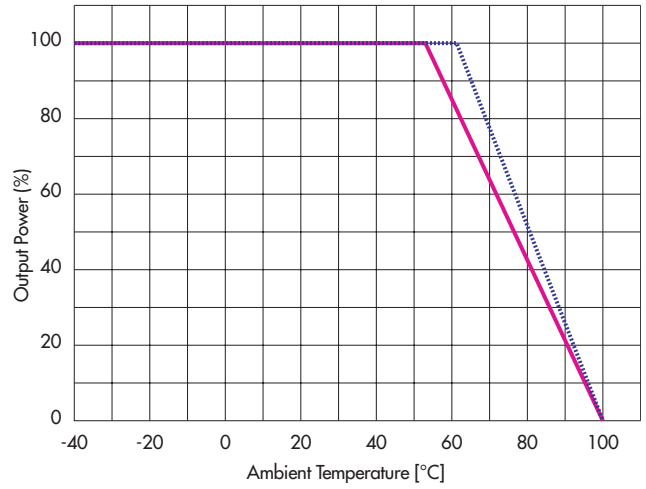


Power De-rating

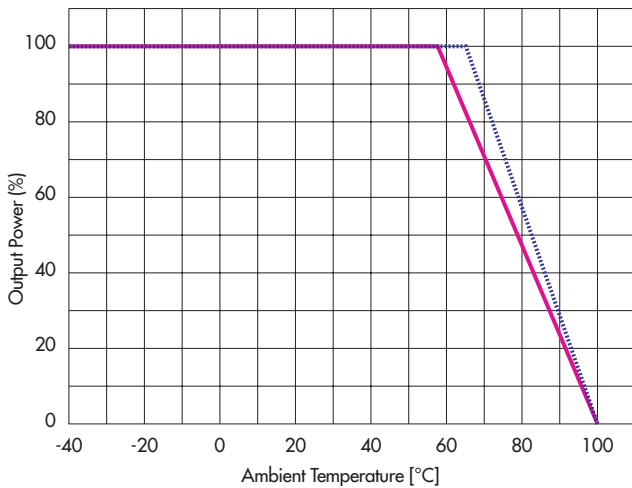
TEN 20-4811WI



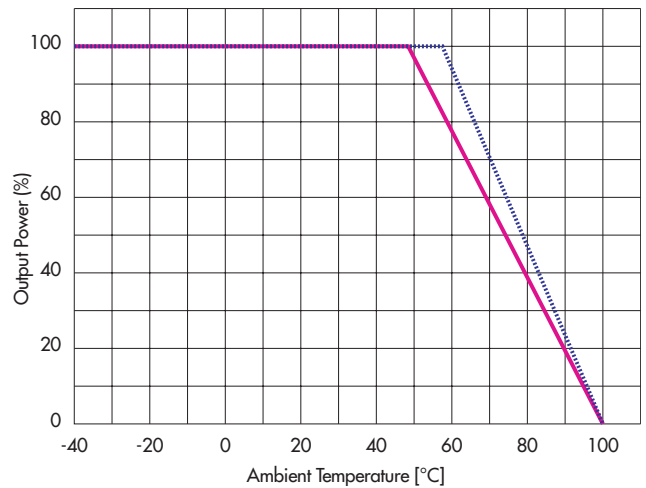
TEN 20-4812WI



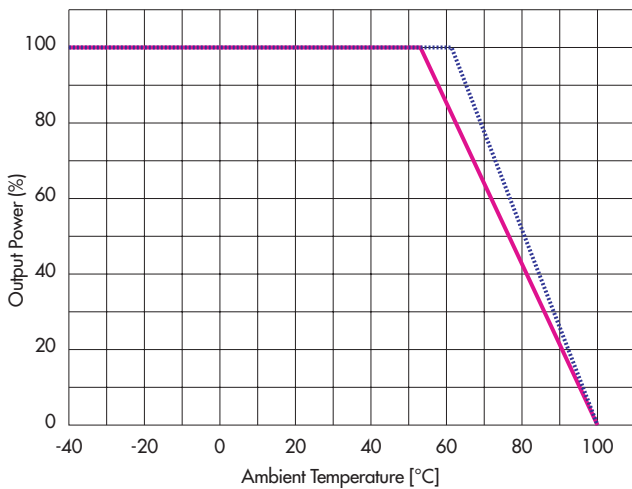
TEN 20-4813WI



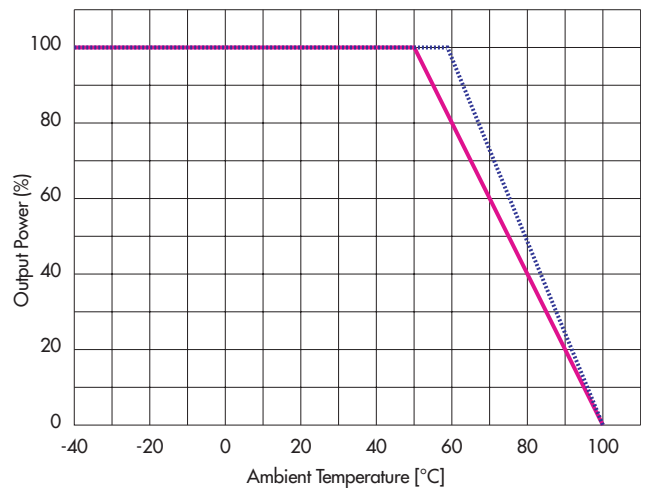
TEN 20-4821WI



TEN 20-4822WI



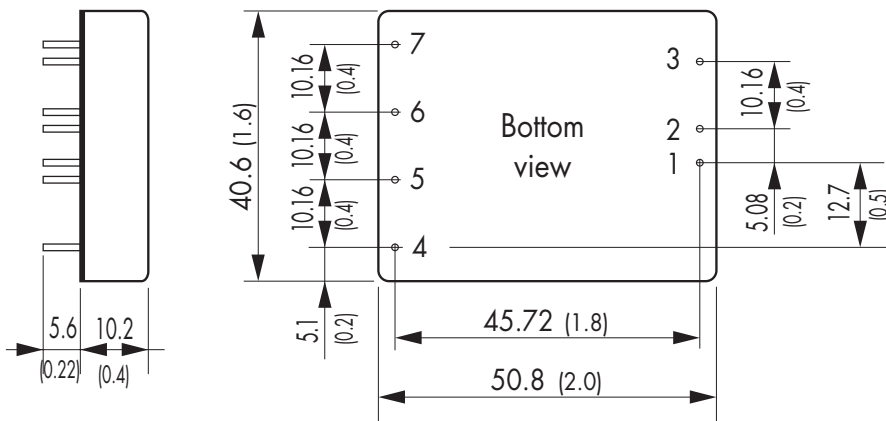
TEN 20-4823WI



Physical Specifications

Casing material	copper, nickel plated
Baseplate material	non conductive FR4
Potting material	epoxy (UL 94V-0 rated)
Weight	50 g (1.2oz)
Soldering temperature	max. 265°C / 10 sec.

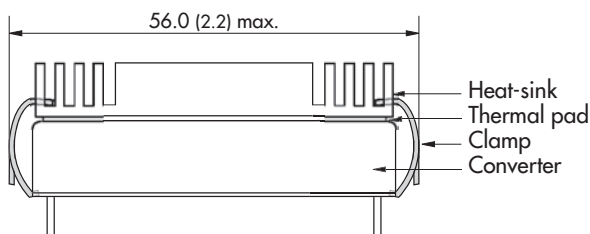
Outline Dimensions



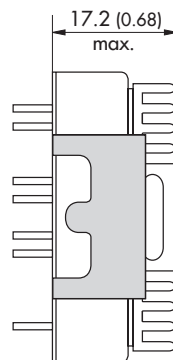
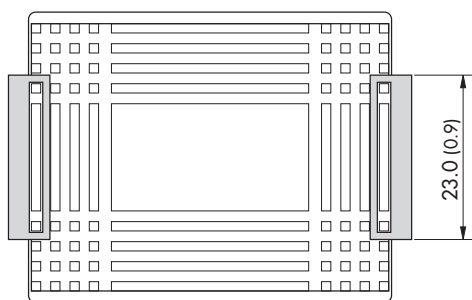
Pin-Out		
Pin	Single	Dual
1	+Vin (Vcc)	+Vin (Vcc)
2	-Vin (GND)	-Vin (GND)
3	Remote On/Off	
4	No pin	+Vout
5	+Vout	Common
6	-Vout	-Vout
7	Trim	

Dimensions in [mm], () = Inch
 Pin diameter: 1.0 ±0.05 (0.02 ±0.002)
 Pin pitch tolerances: ±0.35 (±0.014)
 Casing tolerances: ±0.5 (±0.02)

Heat-sink TEN-HS2



Order code: TEN-HS2
 (cont.: heat-sink, thermal pad, 2 clamps)
Material: Aluminum
Finish: Anodic treatment (black)
Weight: 19 g (0.67oz) (without converter)



Note:
 The product label on converter has to be removed before mounting the heat-sink.
 For volume orders converters will be supplied with heat-sinks already mounted.
 Please contact factory for quotation.
 Separate heat-sinks are only available for prototypes and small quantity orders.

Specifications can be changed without notice! Make sure you are using the latest documentation, downloadable at www.tracopower.com



Компания «ЭлектроПласт» предлагает заключение долгосрочных отношений при поставках импортных электронных компонентов на взаимовыгодных условиях!

Наши преимущества:

- Оперативные поставки широкого спектра электронных компонентов отечественного и импортного производства напрямую от производителей и с крупнейших мировых складов;
- Поставка более 17-ти миллионов наименований электронных компонентов;
- Поставка сложных, дефицитных, либо снятых с производства позиций;
- Оперативные сроки поставки под заказ (от 5 рабочих дней);
- Экспресс доставка в любую точку России;
- Техническая поддержка проекта, помощь в подборе аналогов, поставка прототипов;
- Система менеджмента качества сертифицирована по Международному стандарту ISO 9001;
- Лицензия ФСБ на осуществление работ с использованием сведений, составляющих государственную тайну;
- Поставка специализированных компонентов (Xilinx, Altera, Analog Devices, Intersil, Interpoint, Microsemi, Aeroflex, Peregrine, Syfer, Eurofarad, Texas Instrument, Miteq, Cobham, E2V, MA-COM, Hittite, Mini-Circuits, General Dynamics и др.);

Помимо этого, одним из направлений компании «ЭлектроПласт» является направление «Источники питания». Мы предлагаем Вам помощь Конструкторского отдела:

- Подбор оптимального решения, техническое обоснование при выборе компонента;
- Подбор аналогов;
- Консультации по применению компонента;
- Поставка образцов и прототипов;
- Техническая поддержка проекта;
- Защита от снятия компонента с производства.



Как с нами связаться

Телефон: 8 (812) 309 58 32 (многоканальный)

Факс: 8 (812) 320-02-42

Электронная почта: org@eplast1.ru

Адрес: 198099, г. Санкт-Петербург, ул. Калинина, дом 2, корпус 4, литера А.