

	E502650
---	----------------

Features

- Halogen Free Available Upon Request By Adding Suffix "-HF"
- Ideal For Printed Circuit Board
- Reliable Low Cost Construction Utilizing Molded Plastic Technique
- High Surge Current Capability
- Epoxy Meets UL 94 V-0 Flammability Rating
- Moisture Sensitivity Level 1
- Lead Free Finish/RoHS Compliant (Note1) ("P" Suffix Designates Compliant. See Ordering Information)
- High Case Dielectric Strength of 1500 VRMS

Maximum Ratings

- Operating Junction Temperature Range: -55°C to +150°C
- Storage Temperature Range: -55°C to +150°C
- Thermal Resistance(Note 2): 5.0°C/W Junction to Case
- Thermal Resistance(Note 2): 2.4°C/W Junction to Lead

MCC Part Number	Device Marking	Maximum Recurrent Peak Reverse Voltage	Maximum RMS Voltage	Maximum DC Blocking Voltage
RS401GL	RS401GL	50V	35V	50V
RS402GL	RS402GL	100V	70V	100V
RS403GL	RS403GL	200V	140V	200V
RS404GL	RS404GL	400V	280V	400V
RS405GL	RS405GL	600V	420V	600V
RS406GL	RS406GL	800V	560V	800V
RS407GL	RS407GL	1000V	700V	1000V

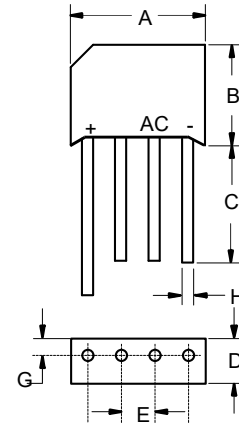
Electrical Characteristics @ 25°C Unless Otherwise Specified

Average Forward Current	$I_{F(AV)}$	4.0A	$T_A = 50^\circ\text{C}$
Peak Forward Surge Current	I_{FSM}	200A	8.3ms, Half Sine
Maximum Forward Voltage Drop Per Element	V_F	1.1V	$I_{FM} = 4.0A$ $T_J = 25^\circ\text{C}$ (Note 3)
Maximum DC Reverse Current at Rated DC Blocking Voltage	I_R	5 μA 100 μA	$T_J = 25^\circ\text{C}$ $T_J = 125^\circ\text{C}$

- Note: 1. High Temperature Solder Exemption Applied, see EU Directive Annex Notes 7
 2. Unit mount on P.C.B. 0.6" x 0.6" (16mmx16mm) Copper pads
 3. Pulse Test: Pulse Width 300usec, Duty Cycle 1%

4 Amp Single Phase Glass Passivated Bridge Rectifier 50 to 1000 Volts

RS-4L



DIM	DIMENSIONS				NOTE
	INCHES		MM		
	MIN	MAX	MIN	MAX	
A	0.728	0.768	18.50	19.50	
B	0.600	0.640	15.20	16.30	
C	0.630	---	16.00	---	
D	0.217	0.256	5.50	6.50	
E	0.180	0.220	4.60	5.60	
G	---	0.083	---	2.10	
H	0.048	0.052	1.20	1.30	

Curve Characteristics

Fig. 1 - Forward Current Derating Curve

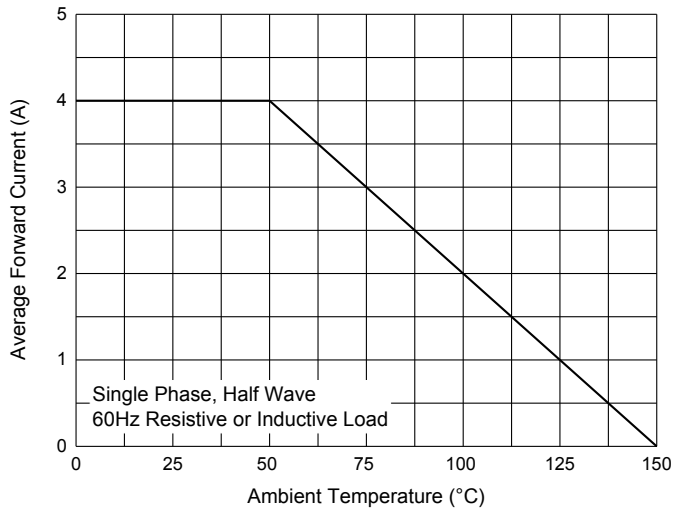


Fig. 2 - Maximum Non-Repetitive Peak Forward Surge Current

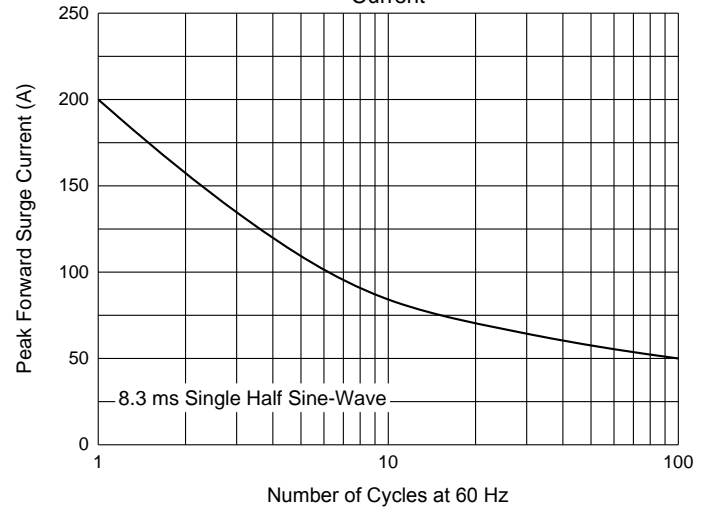


Fig. 3 - Typical Reverse Leakage Characteristics

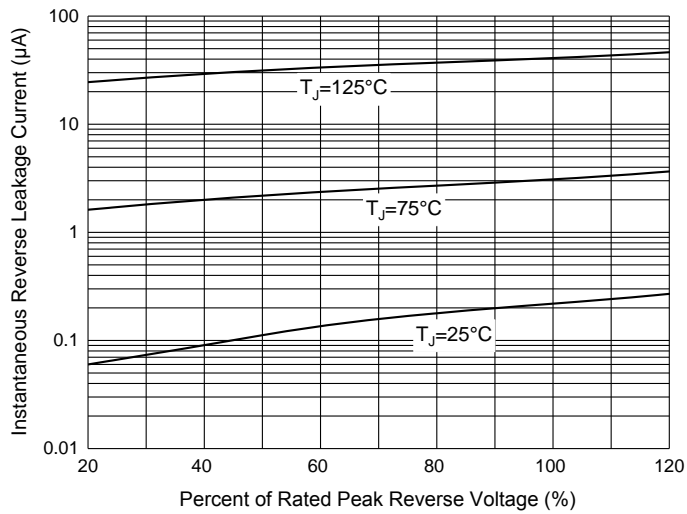
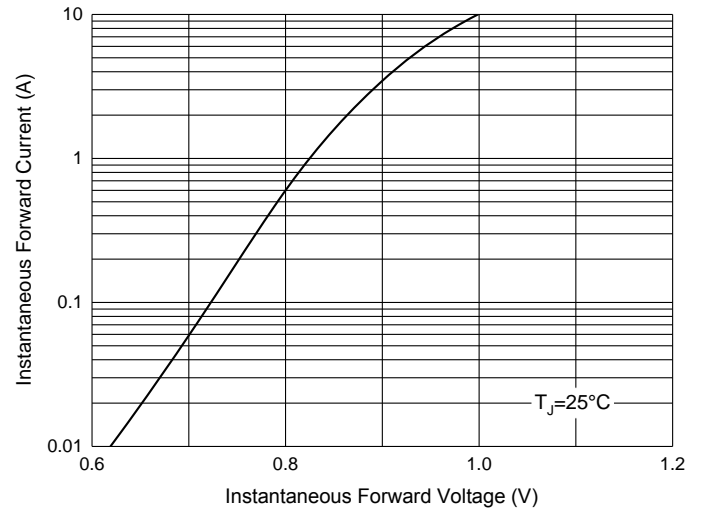


Fig. 4 - Typical Instantaneous Forward Characteristics



Ordering Information

Device	Packing
Part Number-BP	Bulk;2K/Ctn

Note : Adding "-HF" Suffix For Halogen Free, eg. Part Number-BP-HF

*****IMPORTANT NOTICE*****

Micro Commercial Components Corp. reserves the right to make changes without further notice to any product herein to make corrections, modifications , enhancements , improvements , or other changes . *Micro Commercial Components Corp.* does not assume any liability arising out of the application or use of any product described herein; neither does it convey any license under its patent rights ,nor the rights of others . The user of products in such applications shall assume all risks of such use and will agree to hold *Micro Commercial Components Corp.* and all the companies whose products are represented on our website, harmless against all damages.

*****LIFE SUPPORT*****

MCC's products are not authorized for use as critical components in life support devices or systems without the express written approval of Micro Commercial Components Corporation.

*****CUSTOMER AWARENESS*****

Counterfeiting of semiconductor parts is a growing problem in the industry. Micro Commercial Components (MCC) is taking strong measures to protect ourselves and our customers from the proliferation of counterfeit parts. MCC strongly encourages customers to purchase MCC parts either directly from MCC or from Authorized MCC Distributors who are listed by country on our web page cited below. Products customers buy either from MCC directly or from Authorized MCC Distributors are genuine parts, have full traceability, meet MCC's quality standards for handling and storage. **MCC will not provide any warranty coverage or other assistance for parts bought from Unauthorized Sources.** MCC is committed to combat this global problem and encourage our customers to do their part in stopping this practice by buying direct or from authorized distributors.



Компания «ЭлектроПласт» предлагает заключение долгосрочных отношений при поставках импортных электронных компонентов на взаимовыгодных условиях!

Наши преимущества:

- Оперативные поставки широкого спектра электронных компонентов отечественного и импортного производства напрямую от производителей и с крупнейших мировых складов;
- Поставка более 17-ти миллионов наименований электронных компонентов;
- Поставка сложных, дефицитных, либо снятых с производства позиций;
- Оперативные сроки поставки под заказ (от 5 рабочих дней);
- Экспресс доставка в любую точку России;
- Техническая поддержка проекта, помощь в подборе аналогов, поставка прототипов;
- Система менеджмента качества сертифицирована по Международному стандарту ISO 9001;
- Лицензия ФСБ на осуществление работ с использованием сведений, составляющих государственную тайну;
- Поставка специализированных компонентов (Xilinx, Altera, Analog Devices, Intersil, Interpoint, Microsemi, Aeroflex, Peregrine, Syfer, Eurofarad, Texas Instrument, Miteq, Cobham, E2V, MA-COM, Hittite, Mini-Circuits, General Dynamics и др.);

Помимо этого, одним из направлений компании «ЭлектроПласт» является направление «Источники питания». Мы предлагаем Вам помощь Конструкторского отдела:

- Подбор оптимального решения, техническое обоснование при выборе компонента;
- Подбор аналогов;
- Консультации по применению компонента;
- Поставка образцов и прототипов;
- Техническая поддержка проекта;
- Защита от снятия компонента с производства.



Как с нами связаться

Телефон: 8 (812) 309 58 32 (многоканальный)

Факс: 8 (812) 320-02-42

Электронная почта: org@eplast1.ru

Адрес: 198099, г. Санкт-Петербург, ул. Калинина, дом 2, корпус 4, литера А.