

SECTION INDEX Click on any section below to go that portion of the catalog



Training Products A1



Lockout Devices and Kits B1



Padlocks, Hasps and Accessories. . . C1



Tags, Signs and Labels D1



Tapes, Letters and Numbers E1



Related Products F1



Regulatory Standards G1



Index H1

Lockout/Tagout Requirements

The Occupational Safety and Health Administration (OSHA) and other International Standards mandate that all energy sources be isolated and locked out to protect employees from injuries caused by the accidental startup of equipment under repair or service. OSHA 1910.147 outlines the control of this hazardous energy with an effective lockout/tagout program. Panduit offers a complete line of lockout/tagout and safety products to aid in compliance with OSHA 1910.147 and other related International Standards including:



- Training manuals, videos, and templates/ checklists to help train employees on the requirements of lockout/tagout and assist safety professionals in establishing and maintaining a compliant lockout/tagout system



- Extensive line of universal, high quality devices to lockout a variety of energy sources
- Lockout/tagout kits and stations that offer a convenient method to store and contain lockout devices, tags and padlocks
- High quality, durable, secure padlocks in a variety of styles, colors and keying configurations that ensure safety and security
- Extensive line of safety identification products that include tags, signs and warning labels

Panduit offers everything you need to establish and maintain an effective lockout/tagout program. Ensure employee safety while conducting lockout/tagout procedures by utilizing Panduit innovative products and high quality materials.

Training Products

OSHA Lockout/Tagout Compliance and Training Kit



- Takes you step-by-step through the process of bringing your company into compliance with OSHA Standard 1910.147; also provides training materials and devices for educating employees on the the elements and applications of lockout tagout

- This complete package includes:

Training video: DVD video “Life is on the Line” for training employees on the elements and application of lockout/tagout (LOTO)

Compliance CD containing:

Training materials: Training agenda, quiz, certificate, and key points for hands on device training

Templates: Step-by-step interactive presentation facility and machine specific procedure templates; equipment, training, and inspection logs; lockout/tagout program template, periodic and lockout/tagout checklists

Components: Demonstration components for thorough “hands-on” training including circuit breakers, ball valves, etc., and the compatible lockout devices

| Part Number | Part Description | Std. Pkg. Qty. |
|----------------|------------------------------------|----------------|
| PSL-LOTO-TRAIN | OSHA lockout/tagout compliance kit | 1 |

Lockout/Tagout Training Video



- “A Life on the Line” Lockout/Tagout Training Video provides thorough instruction on OSHA recommended safety practices and procedures for lockout/tagout
- Please visit www.panduit.com/safety to request a free copy of the Lockout/Tagout Training Video
- Also available in Spanish

Lockout Quick Reference Card



- Provides those employees responsible for lockout/tagout with a constant reminder of the OSHA recommended steps for shutdown and startup
- Current calendar year is printed on back side

| Part Number | Part Description | Number of Cards Included | Std. Pkg. Qty. | Std. Ctn. Qty. |
|-------------|---|--------------------------|----------------|----------------|
| PSL-STEPS | 2.13" x 3.38", lockout/tagout steps/calendar wallet card. | 25 | 1 | 4 |

Lockout Devices and Kits

Circuit Breaker Lockout Devices



PSL-CB



PSL-CBIL

- Quickly locks circuit breakers in the off position using a screwdriver
- Compact, universal design fits a wide range of single, double, and triple handle circuit breakers
- Accommodates breaker handles 0.30" – 0.60" (7.6mm x 15.2mm) tall and 0.25" – 0.44" (6.6mm x 11.2mm) thick
- Easily secured to circuit breaker without modifications or holes in the breaker handle
- Constructed of polycarbonate and stainless steel for industrial and harsh applications

| Part Number | Part Description | Std. Pkg. Qty. | Std. Ctn. Qty. |
|-----------------|---|----------------|----------------|
| PSL-CB | Universal circuit breaker lockout. | 1 | 10 |
| PSL-CBIL | Circuit breaker lockout device for use with Square D I-LINE [^] /Federal Pacific (FPE) circuit breakers. | 1 | 10 |

[^]I-LINE is a registered trademark of Square D Company.

"No Tool" Circuit Breaker Lockout Devices



PSL-CBNT



PSL-CBILNT

- Quickly locks circuit breakers in the off position without any tools
- Compact, universal design fits a wide range of single, double, and triple handle circuit breakers
- Accommodates breaker handle sizes ranging from 0.30" – 0.60" (7.6mm x 15.2mm) tall and 0.16" – 0.35" (4.1mm x 8.9mm) thick
- Easily secured to circuit breaker without modifications or holes in the breaker handle
- Constructed of polycarbonate and stainless steel for industrial and harsh applications

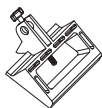
| Part Number | Part Description | Std. Pkg. Qty. | Std. Ctn. Qty. |
|-------------------|--|----------------|----------------|
| PSL-CBNT | "No Tool" universal circuit breaker lockout. | 1 | 10 |
| PSL-CBILNT | "No Tool" circuit breaker lockout for use with Square D I-LINE [^] /Federal Pacific (FPE) circuit breakers. | 1 | 10 |

[^]I-LINE is a registered trademark of Square D Company.

Large Handle Circuit Breaker Lockout Device



- Quickly locks circuit breakers in the off position without any tools
- Compact, universal design fits a wide range of large handle circuit breakers
- Accommodates breaker handle dimensions up to 0.80" thick x 3.00" wide (20.3mm x 76.2mm)
- Easily secured to circuit breaker without modifications or holes in the breaker handle
- Constructed of polycarbonate and stainless steel for industrial and harsh applications



PSL-CBL

| Part Number | Part Description | Std. Pkg. Qty. | Std. Ctn. Qty. |
|----------------|---------------------------------------|----------------|----------------|
| PSL-CBL | Large handle circuit breaker lockout. | 1 | 10 |

NEW!

Miniature Circuit Breaker Lockout Devices



- Quickly locks out miniature circuit breakers commonly used in industrial automation and motor control
- On the PSL-MCBNT, multiple padlock orientations allow adjacent circuit breakers to be locked out individually
- PSL-MCB can be installed using a screwdriver
- PSL-MCBNT can be installed by hand with no tool required



PSL-MCB



PSL-MCBNT

| Part Number | Part Description | Std. Pkg. Qty. | Std. Ctn. Qty. |
|------------------|--|----------------|----------------|
| PSL-MCB | Universal miniature circuit breaker lockout. | 1 | 10 |
| PSL-MCBNT | No-Tool miniature circuit breaker lockout. | 1 | 10 |

Order number of pieces required, in multiples of Standard Package Quantity.
Prime items appear in **BOLD**.

Circuit Breaker Lockout Device Kits

- Packages of commonly used circuit breaker lockout devices

| Part Number | Contents | Std. Pkg. Qty. |
|-------------------|--|----------------|
| PSL-CBKIT | (1) PSL-CBL large handle circuit breaker lockout device. (1) PSL-CBNT "No Tool" universal circuit breaker lockout device. (1) PSL-CBILNT "No Tool" universal circuit breaker lockout device for Square D/I-Line [^] . | 1 |
| PSL-CB-3PC | (3) PSL-CB universal circuit breaker lockout device. | 1 |

[^] I-LINE is a registered trademark of Square D Company.

Plug Lockout Device



PSL-P

- Locks a wide range of individual plugs to prevent energization
- Works with plugs that have a hole in a blade of the plug
- Constructed of polycarbonate and stainless steel for industrial and harsh applications
- Accommodates padlocks with shackle lengths of 1.50" (38.1mm)

| Part Number | Part Description | Std. Pkg. Qty. | Std. Ctn. Qty. |
|--------------|------------------|----------------|----------------|
| PSL-P | Plug lockout. | 1 | 10 |

Global Plug Lockout Device



- Compact universal design accommodates most 220 – 240 Volt plugs
- Quickly and easily installed
- Polycarbonate construction offers great strength and durability
- Required lock with shackle diameter between 0.20" (6.0mm) and 0.37" (9.0mm)
- Accepts Panduit PSL-6, PSL-7, and PSL-8 series locks



PSL-PI

| Part Number | Part Description | Std. Pkg. Qty. | Std. Ctn. Qty. |
|-------------|---|----------------|----------------|
| PSL-PI | Global plug lockout for 220 – 240 Volt AC/Industrial Plugs. | 1 | 10 |

Note: Cannot be used with North American 120 VAC plugs

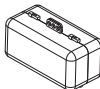
Cord Lockout Devices



- Locks out a wide range of corded plugs to prevent energization



PSL-CL110



PSL-CL480

| Part Number | Part Description | Std. Pkg. Qty. | Std. Ctn. Qty. |
|-------------|---|----------------|----------------|
| PSL-CL110 | Lockout for small corded plugs, 2.00" x 2.00" x 3.50" (50.8mm x 50.8mm x 88.9mm) outside dimensions. | 1 | 10 |
| PSL-CL480 | Lockout for large corded plugs, 3.25" x 3.25" x 7.00" (82.6mm x 82.6mm x 177.8mm) outside dimensions. | 1 | 10 |

Order number of pieces required, in multiples of Standard Package Quantity.
Prime items appear in **BOLD**.

Receptacle Blockout Device



- Blocks out receptacles to prevent equipment damage from overloading circuits or electrical interference
- Accommodates industrial electrical receptacles with two or three blades



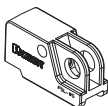
PSL-ERB

| Part Number | Part Description | Std. Pkg. Qty. | Std. Ctn. Qty. |
|-------------|---|----------------|----------------|
| PSL-ERB | Blockout for 120 V electrical receptacle. | 1 | 25 |

Toggle Switch Lockout Device



- Fits most toggle switches and some small circuit breakers
- Easily attached without removal of faceplate or screws
- Accommodates switches
0.45" – 0.78" (11.4mm – 19.8mm) tall,
0.25" – 0.38" (6.4mm – 9.7mm) wide,
0.25" – 0.40" (6.4mm – 10.2mm) thick
- Constructed of polycarbonate and stainless steel for industrial and harsh applications



PSL-WS

| Part Number | Part Description | Std. Pkg. Qty. | Std. Ctn. Qty. |
|-------------|------------------------|----------------|----------------|
| PSL-WS | Toggle switch lockout. | 1 | 10 |

Toggle/Rocker Switch Lockout Device



- Designed for switches that are frequently locked out
- Locks out toggle/rocker switches controlling electrical supply
- Accommodates standard wall switch faceplates
- Install using faceplate screws



PSL-WS1A

| Part Number | Part Description | Std. Pkg. Qty. | Std. Ctn. Qty. |
|-------------|-------------------------------|----------------|----------------|
| PSL-WS1A | Toggle/rocker switch lockout. | 1 | 10 |

Gate Valve Lockout Devices



- Gate valves regulating hydraulic, pneumatic, and chemical energy can be locked out quickly and easily
- Accommodates valve handles ranging from 1.00" (25.4mm) to 13.00" (330.2mm) in diameter
- Constructed of rugged polypropylene providing strength, durability, and added security



PSL-V2A

| Part Number | Part Description | Std. Pkg. Qty. | Std. Ctn. Qty. |
|-------------|--|----------------|----------------|
| PSL-V2A | Gate valve lockout, accommodates 1.00" – 2.50" diameter handle, red. | 1 | 10 |
| PSL-V4* | Gate valve lockout, accommodates 2.50" – 5.00" diameter handle, red. | 1 | 10 |
| PSL-V6A** | Gate valve lockout, accommodates 2.50" – 6.50" diameter handle, red. | 1 | 10 |
| PSL-V9^ | Gate valve lockout, accommodates 6.50" – 10.00" diameter handle, red. | 1 | 10 |
| PSL-V13^ | Gate valve lockout, accommodates 10.00" – 13.00" diameter handle, red. | 1 | — |

* For available colors other than red, add suffix BLU (Blue), GRN (Green), or YEL (Yellow).

** For available colors other than red, replace A at end of part with suffix BLU (Blue), GRN (Green), or YEL (Yellow).

^ Part numbers PSL-V9 and PSL-V13 are also available in Yellow, add suffix YEL (Yellow) to part number.

Ball/Butterfly Valve Lockout Devices



- Ball valves regulating hydraulic, pneumatic, and chemical energy can be locked out quickly and easily
- Accommodates valve diameters ranging from 0.25" (6.4mm) to 8.00" (203.2mm)



PSL-BV1



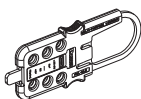
PSL-BFV

| Part Number | Part Description | Std. Pkg. Qty. | Std. Ctn. Qty. |
|-------------|--|----------------|----------------|
| PSL-BV1 | Ball valve lockout, accommodates .25" – 1.00" (6.4mm – 25.4mm) valve pipe diameter. | 1 | 10 |
| PSL-BV2 | Ball valve lockout, accommodates 1.25" – 3.00" (31.8mm – 76.2mm) valve pipe diameter. | 1 | 10 |
| PSL-BV3 | Ball valve lockout, accommodates 2.00" – 8.00" (50.8mm – 203.2mm) valve pipe diameter. | 1 | 10 |
| PSL-BFV | Butterfly valve lockout, accommodates most butterfly valve handles. | 1 | 10 |

Multiple Lockout Device



- Device can be used alone as a lockout hasp or with provided 0.19" (4.8mm) diameter cable to lockout electrical disconnects, gate valves, or large cumbersome devices
- Compact and easy to install
- Constructed of rugged polycarbonate and stainless steel for industrial and harsh applications
- Vinyl coated galvanized steel cable up to 176°F (80°C); nylon coated galvanized steel cable up to 230°F (110°C)



PSL-MLD

| Part Number | Part Description | Std. Pkg. Qty. | Std. Ctn. Qty. |
|---------------|--|----------------|----------------|
| PSL-MLD | Multiple lockout device; includes lockout hasp and 6.00' (1.8m) vinyl coated galvanized steel cable with loophole. | 1 | 20 |
| PSL-MLDT | Multiple lockout device; includes lockout hasp and 6.00' (1.8m) nylon coated high temperature rating galvanized steel cable with loophole. | 1 | 20 |
| PSL-MLDH-X | Multiple lockout device (hasp only). | 10 | — |
| PSL-MLDC | 6.00' (1.8m) vinyl coated galvanized steel cable with loophole (cable only). | 1 | 5 |
| PSL-MLDCT | 6.00' (1.8m) nylon coated high temperature rating galvanized steel cable with loophole (cable only). | 1 | 5 |
| PSL-MLDC200 | 200.00' (61.0m) vinyl coated galvanized steel cable on roll without loophole (cable only). | 1 | — |
| PSL-MLDC200T | 200.00' (61.0m) nylon coated high temperature rating galvanized steel cable on roll without loophole (cable only). | 1 | — |
| PSL-MLD-CRIMP | Additional crimps for creating cable loopholes, ten Crimps per package | 10 | 50 |
| PSL-MLD-TOOL | Tool for installing crimps on custom-length cables using the PSL-MDLC200. | 1 | — |

Pneumatic Energy Lockout Device



PSL-PEL

- Quickly locks out pneumatic energy devices without costly tool modifications or inconvenient in-line valves
- Installs on the male pneumatic fitting, preventing the ability to engage into the female fitting
- Universal compact design makes the pneumatic lockout device easy to transport and install on almost any fitting, even in tight spaces
- Rugged stainless steel construction offers superior strength, durability, added security and corrosion resistance

| Part Number | Part Description | Std. Pkg. Qty. | Std. Ctn. Qty. |
|-------------|---|----------------|----------------|
| PSL-PEL | Pneumatic energy lockout device, 3.50" (88.9mm) diameter x 0.10" (2.5mm) thick. | 1 | 20 |

Electrician Lockout Kit



- Kit contains a variety of lockout/tagout devices commonly used by an **individual electrician**

| Part Number | Contents | Std. Pkg. Qty. | Std. Ctn. Qty. |
|-------------|---|----------------|----------------|
| PSL-PK-EA* | (1) Screwdriver. (1) PSL-PK pouch. (1) PSL-8 red non-conductive lockout padlock. (1) PSL-MLD multiple lockout device. (1) PSL-WS wall switch lockout device. (1) PSL-CBNT "No Tool" circuit breaker lockout device. (1) PSL-P plug lockout device. (5) PVT-30 electrician's blocking tags. | 1 | 5 |

*For the electrician's lockout kit available with signage in French, add suffix -F to part number.

Contractor Lockout Kit



- Kit contains a variety of lockout/tagout devices commonly used by **electrical contractors and multiple electricians**
- Contains items from electrician lockout kit above and additional components

| Part Number | Contents | Std. Pkg. Qty. |
|--------------|---|----------------|
| PSL-KT-CONA* | (1) Screwdriver. (1) PSL-KT carrying case – 5.00" x 3.50" x 11.00" (127.0mm x 88.9mm x 279.4mm). (6) PSL-8 red non-conductive lockout padlocks. (1) PSL-1A lockout hasp – 1.00" (25.4mm) jaw diameter. (1) PSL-MLD multiple lockout device. (3) PSL-WS wall switch lockouts. (3) PSL-CBNT "No Tool" circuit breaker lockout device. (3) PSL-P plug lockouts. (15 Tags) PVT-98 "EQUIPMENT LOCKED OUT BY..." safety tags. | 1 |

*For the contractor lockout kit available with signage in French, add suffix -F to part number.

Order number of pieces required, in multiples of Standard Package Quantity.
 Prime items appear in **BOLD**.

Maintenance/MRO Lockout Kit



- Kit contains a variety of lockout/tagout devices commonly used by **maintenance and repair personnel in a facility**

| Part Number | Contents | Std. Pkg. Qty. |
|--------------|---|----------------|
| PSL-KT-MROA* | (1) Screwdriver. (1) PSL-BX carrying case – 6.50" x 5.00" x 14.50" (165.1mm x 127.0mm x 368.3mm). (3) PSL-8 red non-conductive lockout padlocks. (1) PSL-MLD multiple lockout device. (2) PSL-WS wall switch lockouts. (2) PSL-CBNT "No Tool" circuit breaker lockout device. (2) PSL-P plug lockouts. (1) PSL-V6A gate valve lockout – 6.50" (165.1mm). (1) PSL-V2A gate valve lockout – 2.50" (63.5mm). (1) PSL-BV2 ball valve lockout – 3.00" (76.2mm). (1) PSL-CL110 110V plug lockout. (10) PVT-44 "DO NOT OPERATE" maintenance tags. | 1 |

*For the MRO lockout kit available with signage in French, add suffix -F to part number.

Padlocks, Hasps & Accessories

Tags, Signs & Labels

Tapes, Letters & Numbers

Related Products

Regulatory Standards

Index

Power and Panel Distribution Lockout Kit



- Kit contains a variety of lockout/tagout devices commonly used by **maintenance and repair personnel** to isolate electrical distribution panels
- Durable steel case can be wall mounted or used as a portable case

| Part Number | Contents | Std. Pkg. Qty. |
|-------------|---|----------------|
| PSL-KT-PWR* | (1) Screwdriver. (1) PSL-STATION metal wall mount cabinet. (2) PSL-8 red non-conductive lockout padlocks. (1) PSL-MLD multiple lockout device. (2) PSL-CBNT "No Tool" circuit breaker lockout device. (2) PSL-CBILNT circuit breaker lockout device for Square D I-LINE [^] /Federal Pacific (FPE) circuit breakers. (2) PSL-CBL large handle circuit breaker lockout devices. (1) PSL-P plug lockout. (25) PVT-23-Q "DO NOT OPERATE ELECTRICIANS AT WORK" tags. | 1 |

*For the power and panel distribution lockout kit available with signage in French, add suffix -F to part number.

[^]I-LINE is a registered trademark of Square D Company.



- Conveniently store lockout tools and accessories in one common area
- Durable steel case can be wall-mounted (nine mounting holes) or used as a portable case
- 14.75" x 10.25" x 4.63"
(374.7mm x 260.4mm x 117.6mm)

| Part Number | Part Description | Std. Pkg. Qty. |
|-------------|---------------------------|----------------|
| PSL-STATION | Metal wall mount cabinet. | 1 |

Cases to Create Your Own Kit

| Part Number | Part Description | Std. Pkg Qty. | Std. Ctn. Qty. |
|-------------|---|---------------|----------------|
| PSL-PK | Electrician pouch. | 1 | 10 |
| PSL-KT | Carrying case – 5.00" x 3.50" x 11.00" (127.0mm x 88.9mm x 279.4mm) | 1 | 2 |
| PSL-BX | Carrying case – 6.50" x 5.00" x 14.50" (165.1mm x 127.0mm x 368.3mm) | 1 | — |
| PSL-STATION | Metal wall mount cabinet 14.75" x 10.25" x 4.63" (374.7mm x 260.4mm x 117.6mm) | 1 | — |

Contact Your Local Panduit Representative for custom kits, minimum order quantity is ten kits.

Lockout Stations



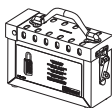
- Conveniently store padlocks, tags and lockout devices in one common area
- Designs available to accommodate four, ten, or twenty people

| Part Number | Part Description | Std. Pkg Qty. |
|-------------|--|---------------|
| PSL-20SWCA | 23.00" x 23.00" (584.2mm x 584.2mm), 20 person lockout station with components; components include: (20) PSL-8 red non-conductive lockout padlocks (keyed differently), (6) PSL-1.5 lockout hasps, (25 tags) PVT-98 safety tags, and (25 tags) PVT-41 safety tags. | 1 |
| PSL-20SA | 23.00" x 23.00" (584.2mm x 584.2mm), 20 person lockout station (sign only). | 1 |
| PSL-10SWCA | 11.50" x 23.00" (292.2mm x 584.2mm), 10 person lockout station with components; components include: (10) PSL-8 red non-conductive lockout padlocks (keyed differently), (3) PSL-1.5 lockout hasps, (15 tags) PVT-98 safety tags, and (10 tags) PVT-41 safety tags. | 1 |
| PSL-10SA | 11.50" x 23.00" (292.2mm x 584.2mm), 10 person lockout station (sign only). | 1 |
| PSL-4SWCA | 11.50" x 11.50" (292.2mm x 292.2mm), 4 person lockout station with components, components include: (4) PSL-8 red non-conductive padlocks (keyed differently), (3) PSL-1.5 lockout hasps, and (15 tags) PVT-98 safety tags. | 1 |
| PSL-4SA | 11.50" x 11.50" (292.2mm x 292.2mm), 4 person lockout station (sign only). | 1 |

Group Lock Box



- Manage multiple employees and energy sources involved in a group lockout procedure
- Accommodates up to thirteen padlocks (not included)
- Rust-resistant lock box delivers maximum durability
- Lock box is also available in stainless steel
- Dimensions: 9.00" (228.6mm) W x 6.00" (152.4mm) H x 3.25" (82.6mm) D
- Innovative sliding lid design enhances safety and security



PSL-GLBN

| Part Number | Part Description | Std. Pkg. Qty. |
|------------------|---------------------------------|----------------|
| PSL-GLBN | Group lock box. | 1 |
| PSL-GLBNS | Stainless steel group lock box. | 1 |

Circuit Breaker Directory Sign



- Eliminate the guesswork when identifying power sources – a must for lockout/tagout compliance
- Adhesive paper sign designed to provide clear identification of circuit breaker connections, list up to 40 circuits plus add the part number to the index section

| Part Number | Part Description | Std. Pkg. Qty. |
|---------------|--|----------------|
| PES-S1 | Circuit breaker directory sign, paper (adhesive), 13.00" x 5.50" (330.2mm x 139.7mm), 1 sign, 5 signs/pack, red/white. | 1 |

Lockout Warning Strip Label



- Write-on area for adding your own warning message
- Made of vinyl cloth material that allows label to be removed easily after repairs are completed
- Features the international prohibition symbol for "Do Not Throw Switch"

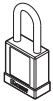
| Part Number | Part Description | Std. Pkg. Qty. | Std. Ctn. Qty. |
|-----------------|---|----------------|----------------|
| PSL-CBWL | 0.54" x 4.84" (13.7mm x 122.9mm) warning label, 60 markers per book, red/white. | 1 | 10 |

Order number of pieces required, in multiples of Standard Package Quantity.

Prime items appear in **BOLD**.

Padlocks, Hasps, and Accessories

Non-Conductive Lockout Padlocks



PSL-8

- Standard locks are keyed differently – each padlock is supplied with one key
- Non-conductive lock body and shackle provide protection against electrical hazards
- Available in eight assorted colors for quick visual color identification
- Key-retention feature means that key cannot be removed from padlock when open

| Part Number | Color | Shackle Diameter (In.) | Shackle Diameter (mm) | Std. Pkg. Qty. |
|-------------------------------|--------|------------------------|-----------------------|----------------|
| 1.50" (38.1mm) Shackle | | | | |
| PSL-8 | Red | 0.26 | 6.5 | 1 |
| PSL-8BL | Black | 0.26 | 6.5 | 1 |
| PSL-8BU | Blue | 0.26 | 6.5 | 1 |
| PSL-8GR | Green | 0.26 | 6.5 | 1 |
| PSL-8OR | Orange | 0.26 | 6.5 | 1 |
| PSL-8YL | Yellow | 0.26 | 6.5 | 1 |
| PSL-8PU | Purple | 0.26 | 6.5 | 1 |
| PSL-8BR | Brown | 0.26 | 6.5 | 1 |

These locks can be master keyed or keyed alike. These locks can also be custom engraved, see page C3 for more information on custom padlocks.

Replacement Labels for Non-Conductive Lockout Padlocks

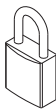
- Labels supplied in English, Spanish, and French
- Replacement labels for front and back of lock
- Used to identify employees' locks

| Part Number | Color | Std. Pkg. Qty. |
|-------------|---|----------------|
| PSL-8-LABEL | Package of 20 replacement labels for PSL-8 non-conductive lockout padlocks. | 1 |

High Security Padlocks



- Standard locks are keyed differently – each padlock is supplied with two keys
- Solid aluminum body with anodized aluminum finish provides improved durability and corrosion resistance
- Available in eight assorted colors for quick visual color identification
- Padlocks can be ordered with various keying options (keyed-alike and master-keyed)
- Six-pin cylinder design allows for a large number of key change options

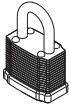


PSL-7

| Part Number | Color | Shackle Diameter (In.) | Shackle Diameter (mm) | Std. Pkg. Qty. |
|---------------------------------------|--------|------------------------|-----------------------|----------------|
| Short Shackle – 1.00" (25.4mm) | | | | |
| PSL-7 | Red | 0.25 | 6.4 | 1 |
| PSL-7BL | Black | 0.25 | 6.4 | 1 |
| PSL-7BU | Blue | 0.25 | 6.4 | 1 |
| PSL-7GR | Green | 0.25 | 6.4 | 1 |
| PSL-7OR | Orange | 0.25 | 6.4 | 1 |
| PSL-7YL | Yellow | 0.25 | 6.4 | 1 |
| PSL-7PU | Purple | 0.25 | 6.4 | 1 |
| PSL-7BR | Brown | 0.25 | 6.4 | 1 |
| Long Shackle – 3.00" (76.2mm) | | | | |
| PSL-7-LS | Red | 0.25 | 6.4 | 1 |
| PSL-7BL-LS | Black | 0.25 | 6.4 | 1 |
| PSL-7BU-LS | Blue | 0.25 | 6.4 | 1 |
| PSL-7GR-LS | Green | 0.25 | 6.4 | 1 |
| PSL-7OR-LS | Orange | 0.25 | 6.4 | 1 |
| PSL-7YL-LS | Yellow | 0.25 | 6.4 | 1 |
| PSL-7PU-LS | Purple | 0.25 | 6.4 | 1 |
| PSL-7BR-LS | Brown | 0.25 | 6.4 | 1 |

These locks can be master keyed or keyed alike. These locks can also be custom engraved, see page C3 for more information on custom padlocks.

Laminated Steel Padlocks



PSL-6

- Standard locks are keyed differently - each padlock is supplied with two keys
- Hardened steel shackle with double-ball locking mechanism provides protection from cutting, prying, and rusting
- Available in six vinyl bumper colors for quick visual color identification
- Padlocks can be ordered with various keying options (keyed-alike and master-keyed)
- Galvanized layer design provides corrosion resistance in harsh environments

| Part Number | Color | Shackle Diameter (In.) | Shackle Diameter (mm) | Std. Pkg. Qty. |
|---------------------------------------|--------|------------------------|-----------------------|----------------|
| Short Shackle – 0.75" (19.3mm) | | | | |
| PSL-6 | Red | 0.27 | 6.8 | 1 |
| PSL-6BL | Black | 0.27 | 6.8 | 1 |
| PSL-6BU | Blue | 0.27 | 6.8 | 1 |
| PSL-6GR | Green | 0.27 | 6.8 | 1 |
| PSL-6WH | White | 0.27 | 6.8 | 1 |
| PSL-6YL | Yellow | 0.27 | 6.8 | 1 |

| | | | | |
|--------------------------------------|--------|------|-----|---|
| Long Shackle – 2.00" (50.8mm) | | | | |
| PSL-6-LS | Red | 0.27 | 6.8 | 1 |
| PSL-6BL-LS | Black | 0.27 | 6.8 | 1 |
| PSL-6BU-LS | Blue | 0.27 | 6.8 | 1 |
| PSL-6GR-LS | Green | 0.27 | 6.8 | 1 |
| PSL-6WH-LS | White | 0.27 | 6.8 | 1 |
| PSL-6YL-LS | Yellow | 0.27 | 6.8 | 1 |

These locks not suitable for custom engraving.

Customized Lockout Padlocks

If your application demands specialized, lockout padlocks, Panduit offers many options of customized padlocks. Options include:

- Keyed Alike
- Master Keyed
- Keyed Alike and Master Keyed
- Engraving

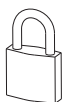
Fill out the Customized Lockout Padlock order form with your desired options, engraved text, and quantities, and Panduit will create the specified padlocks. Look for the icon below at www.panduit.com/safety to download electronic copies of the Customized Lockout Padlock order form.



Harsh Environment Padlocks



- Standard locks are keyed differently – each padlock is supplied with two keys
- Solid brass body with chrome finish and stainless steel shackle for use in severe weather and environmental conditions



PSL-9



PSL-9-LS

| Part Number | Color | Shackle Diameter (In.) | Shackle Diameter (mm) | Std. Pkg. Qty. |
|-------------|-------|------------------------|-----------------------|----------------|
|-------------|-------|------------------------|-----------------------|----------------|

Short shackle – 1.00" (25.4mm)

| | | | | |
|-------|--------|------|-----|---|
| PSL-9 | Silver | 0.25 | 6.4 | 1 |
|-------|--------|------|-----|---|

Long shackle – 2.50" (63.5mm)

| | | | | |
|----------|--------|------|-----|---|
| PSL-9-LS | Silver | 0.25 | 6.4 | 1 |
|----------|--------|------|-----|---|

These locks are not suitable for custom engraving.

Flexible Shackle Padlock



- Standard locks are keyed differently – each padlock is supplied with two keys
- Flexible steel shackle works with most circuit breaker lockout devices
- Flexible steel shackle allows movement of the lock body in order to close the panel door




PSL-CS

| Part Number | Color | Shackle Diameter (In.) | Shackle Diameter (mm) | Std. Pkg. Qty. |
|-------------|-------|------------------------|-----------------------|----------------|
| PSL-CS | Red | 0.20 | 5.2 | 1 |

Order number of pieces required, in multiples of Standard Package Quantity.
Prime items appear in **BOLD**.

Lockout Hasps



- Energy sources can be locked out quickly and easily by more than one worker for group lockout applications
- Heavy duty hasps with tamper-resistant designs to deter vandalism
- Variety of lockout hasp styles and sizes to accommodate a wide range of lockout applications

| Part Number | Part Description | Max. No. Locks | Std. Pkg. Qty. | Std. Ctn. Qty. |
|-------------|--|----------------|----------------|----------------|
| PSL-MLD | Multiple lockout device; includes lockout hasp and 6.00' (1.8m) vinyl coated galvanized steel cable with loophole. | 6 | 1 | 20 |
| PSL-MLDH-X | Multiple lockout device (hasp only). | 6 | 10 | – |
| PSL-1 | Hasp with 1.00" (25.4mm) diameter jaw and overlapping tabs. | 6 | 12 | 144 |
| PSL-1.5 | Hasp with 1.50" (38.1mm) diameter jaw and overlapping tabs. | 6 | 12 | 144 |
| PSL-1A | Hasp with 1.00" (25.4mm) diameter jaw. | 6 | 12 | 144 |
| PSL-1.5A | Hasp with 1.50" (38.1mm) diameter jaw. | 6 | 12 | 48 |
| PSL-HD1 | Heavy duty hasp with 1.00" x 1.00" (25.4mm x 25.4mm) clearance. | 5 | 12 | – |
| PSL-HD2.4 | Heavy duty hasp with 1.00" x 2.40" (25.4mm x 60.0mm) clearance. | 5 | 12 | – |
| PSL-HD3 | Heavy duty hasp with 1.00" x 3.00" (25.4mm x 76.0mm) clearance. | 7 | 12 | – |
| PSL-NC3 | Non-Conductive lockout hasp with 3.00" (76.2mm) shackle. | 6 | 1 | 20 |

Self-Laminating Padlock Labels



- Used to identify employees' locks; employees sign the label, attach it to the padlock, and overwrap with the clear vinyl to protect the legend
- Available in six colors for departmental coding
- One-piece design is easy to use
- For use with PSL-6 padlocks

| Part Number | Color | Width | | Height | | Std. Pkg. Qty. | Std. Ctn. Qty. |
|-------------|--------|-------|-------|--------|------|----------------|----------------|
| | | In. | mm | In. | mm | | |
| PSL-PL1REDY | Red | 10.00 | 254.0 | 0.75 | 19.1 | 25 | 150 |
| PSL-PL1BLKY | Black | 10.00 | 254.0 | 0.75 | 19.1 | 25 | 150 |
| PSL-PL1BLUY | Blue | 10.00 | 254.0 | 0.75 | 19.1 | 25 | 150 |
| PSL-PL1GRNY | Green | 10.00 | 254.0 | 0.75 | 19.1 | 25 | 150 |
| PSL-PL1WHTY | White | 10.00 | 254.0 | 0.75 | 19.1 | 25 | 150 |
| PSL-PL1YELY | Yellow | 10.00 | 254.0 | 0.75 | 19.1 | 25 | 150 |

DANGER Header

| | | | | | | | |
|---------------|-----------|-------|-------|------|------|----|-----|
| PSL-PL1REDY-D | White/Red | 10.00 | 254.0 | 0.75 | 19.1 | 25 | 150 |
|---------------|-----------|-------|-------|------|------|----|-----|

Labels are designed with blank write-on area for name and department designation and can be clearly identified with Panduit permanent marking pens, page D16.

Metal I.D. Tags and Collars



- Provides permanent identification of pipes, conduit, valves, cables and equipment in harsh environments
- All marker plates/tags can be embossed or laser etched with Panduit Factory Custom Marking Service*

| Part Number | Part Description | Std. Pkg. Qty. | Std. Ctn. Qty. |
|-------------|---|----------------|----------------|
| PSL-TG1 | Brass padlock identification tag. | 12 | 48 |
| PSL-SC | Padlock shackle collar and rivet. | 12 | 48 |
| MTB1D-Q | Brass identification tag 1.00" (25.4mm) diameter. | 25 | 250 |
| MT172W38-C | Stainless steel tag 1.72" x 0.38" (43.7mm x 9.7mm). | 100 | 1000 |

*For information on the Panduit Custom Marking Service visit www.panduit.com/permanentid.

Padlock Eyes



- Padlock eyes can be added to equipment to lock it out
- Surface mounted eyes are made of 0.13" (3.0mm) hard wrought steel
- Tamper resistant inside mounting eyes – 2.50" (64.0mm) wide, accept shackle diameters up to 0.63" (16.0mm)

| Part Number | Part Description | Std. Pkg. Qty. | Std. Ctn. Qty. |
|-------------|---|----------------|----------------|
| PSL-PE1 | Padlock eyes, angled (metal mounting screws included). | 1 | 10 |
| PSL-PE2 | Padlock eyes, straight (wood mounting screws included). | 1 | 10 |

Chain Attachment

- Optional 9.00" (229.0mm) chain for permanently attaching lockouts at pre-designed locations

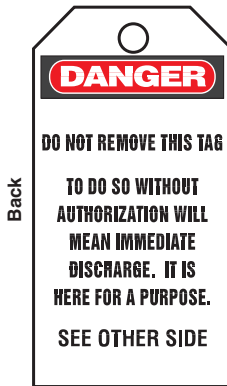
| Part Number | Part Description | Std. Pkg. Qty. | Std. Ctn. Qty. |
|-------------|--|----------------|----------------|
| PSL-PC | Heavy duty zinc plated steel chain with chain holder attached. | 1 | 10 |

Tags, Signs, and Labels

Write-On Safety Tags



- Meets OSHA Standard 1910.147 requirements for tagout applications
- Semi-rigid plastic tags are 3.00" (76.0mm) wide x 5.75" (146.0mm) high with a 0.38" (9.0mm) brass grommet for greater strength and increased durability
- Tags can be attached with a lockout device or with a Panduit PLT2S nylon tie (50 lb. loop tensile strength) supplied with each tag
- PVT-* package consists of five tags and five cable ties
- PVT-*-Q package consists of 25 tags and 25 cable ties
- Can be clearly identified with Panduit permanent marking pens, page D16



PVT-9-Q



PVT-15

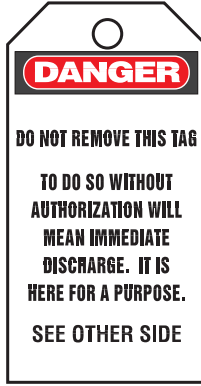
continued on page D2.

Write-On Safety Tags (continued)

Front

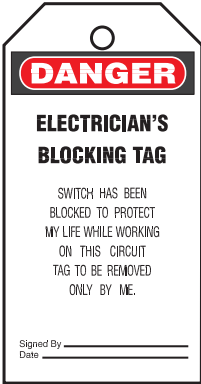


Back

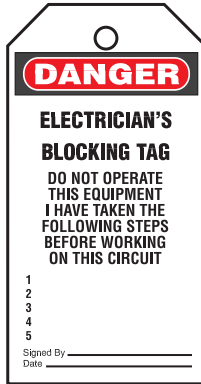


PVT-23
PVT-23-Q

Front



Back

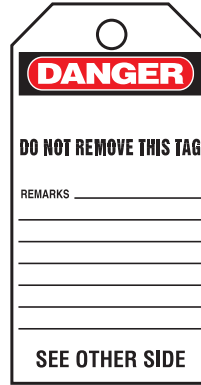


PVT-30
PVT-30-Q

Front



Back



PVT-41

Write-On Safety Tags (continued)

Front



DANGER

DO NOT OPERATE

Signed By _____
Date _____

Back



DANGER

DO NOT REMOVE THIS TAG

REMARKS _____

SEE OTHER SIDE

PVT-42-Q

Front



DANGER

DO NOT OPERATE

ELECTRICAL DEPARTMENT

Signed By _____
Date _____

Back



DANGER

DO NOT REMOVE THIS TAG

REMARKS _____

SEE OTHER SIDE

PVT-43

Front



DANGER

DO NOT OPERATE

MAINTENANCE DEPARTMENT

Signed By _____
Date _____

Back



DANGER

DO NOT REMOVE THIS TAG

REMARKS _____

SEE OTHER SIDE

PVT-44
PVT-44-Q

continued on page D4.

Write-On Safety Tags (continued)

Front




Back



PVT-56-Q

Front

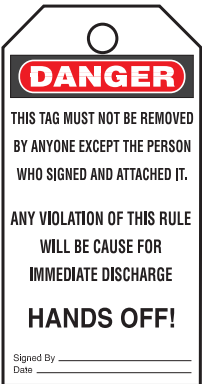


Back



PVT-57-Q

Front



Back



PVT-62-Q

Write-On Safety Tags (continued)



PVT-96
PVT-96-Q

Lockout Devices

Padlocks, Hasps
& Accessories



PVT-97
PVT-97-Q

Tags, Signs
& Labels

Tapes, Letters
& Numbers



PVT-98
PVT-98-Q

Related Products

Regulatory Standards

Index

continued on page D6.

Write-On Safety Tags (continued)

Front

DANGER

DO NOT OPERATE

I certify that the following tasks have been performed to lockout this equipment:

- * Identified all potential hazards and energy sources
- * Informed operator supervisor about work to be done
- * Prepared equipment for shutdown
- * Shutdown/turned off equipment
- * Isolated and locked out energy sources
- * Released all stored energy
- * Tested equipment for zero energy state
- * Cleared personnel/tools before and after job
- * Removed locks and tags

Job _____
Name _____
Expected Completion _____

Back

DANGER

THIS TAG MUST NOT BE REMOVED BY ANYONE EXCEPT THE PERSON WHO SIGNED AND ATTACHED IT. ANY VIOLATION OF THIS RULE WILL BE CAUSE FOR IMMEDIATE DISCHARGE. HANDS OFF!!

SEE OTHER SIDE

PVT-99

Front

DANGER

DO NOT ENERGIZE

Signed By _____
Date _____

Back

DANGER

DO NOT REMOVE THIS TAG

REMARKS _____

SEE OTHER SIDE

PVT-148-Q

Front

DANGER

DO NOT OPEN VALVE

Name _____ Date _____
Dept. _____

Back

DANGER

DO NOT REMOVE THIS TAG

REMARKS _____

SEE OTHER SIDE

PVT-150-Q

Write-On Safety Tags (continued)



PVT-153-Q

Lockout Devices

Padlocks, Hasps & Accessories



PVT-155-Q

Tags, Signs & Labels

Tapes, Letters & Numbers



PVT-156-Q

Related Products

Regulatory Standards

Index

continued on page D8.

Write-On Safety Tags (continued)

Front



Back



PVT-157-Q

Front



Back




PVT-158-Q

Front



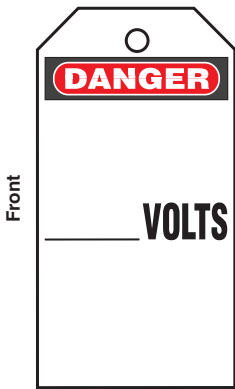
Back



PVT-160-Q

Order number of pieces required, in multiples of Standard Package Quantity.

Write-On Safety Tags (continued)



PVT-238-Q

Custom Printed PVT Vinyl Tags

If your application demands custom printed information for your PVT Tags, Panduit offers many custom printed options. Fill out the Custom Printed PVT Vinyl Tags order form with your specific values, information, and even a company logo, and Panduit will create and print the specified tags. Look for the icon below at www.panduit.com/safety to download electronic copies of the Custom Printed PVT Vinyl Tag order form.



Bilingual Write-On Safety Tags (English/Spanish)

Front



Back



PVT-97S-Q

Front



Back



PVT-161-Q

Front



Back



PVT-165-Q

Write-On Safety Tags (French)



PVT-41-F



PVT-98-F



PVT-150-F


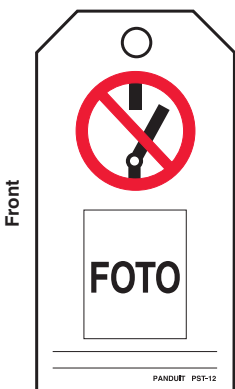


Self-Laminating Photo Tags

- Semi-rigid plastic tags with polyester laminate to protect photos and other written data are 5.75" H x 3.00" W (146.0mm x 76.0mm) with a 0.38" (9.0mm) brass grommet for greater strength and durability
- Tags have write-on surface and can be attached with a lockout device or with a Panduit PLT2S nylon tie (50 lb. loop tensile strength) supplied with each tag
- Package consists of five tags and five cable ties
- Can be clearly identified with Panduit permanent marking pens, page D16



PST-3



PST-12

Order number of pieces required, in multiples of Standard Package Quantity.
Prime items appear in **BOLD**.

ISO Symbol Safety Tags

- Meet International Organization for Standardization (ISO) to communicate safety information
- Semi-rigid plastic tags are 5.75" H x 3.00" W (146.0mm x 76.0mm) with a 0.38" (9.0mm) brass grommet for greater strength and durability
- Tags have write-on surface and can be attached with a lockout device or with a Panduit PLT2S nylon tie (50 lb. loop tensile strength) supplied with each tag
- Package consists of five tags and five cable ties
- Can be clearly identified with Panduit permanent marking pens, page D16



continued on page D14.

ISO Symbol Safety Tags (continued)




PVT-112
(Warning of
Dangerous
Electrical
Voltage)

Do-It-Yourself Tags

- Semi-rigid plastic tags are 5.75" H x 3.00" W (146.0mm x 76.0mm) with a 0.38" (9.0mm) brass grommet for greater strength and increased durability
- Tags can be attached with a lockout device or with a Panduit PLT2S nylon tie (50 lb. loop tensile strength) supplied with each tag
- Package consists of 25 tags and 25 cable ties
- Can be clearly identified with Panduit permanent marking pens, page D16

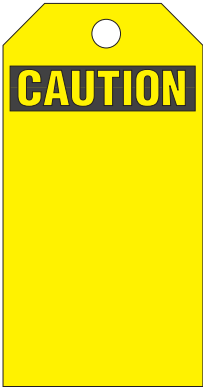


PVT-94-Q



PVT-95-Q


Do-It-Yourself Tags



PVT-113-Q



PVT-118-Q



PVT-179-Q



PVT-199-Q



PVT-200-Q

Permanent Marking Pens



- Fast drying permanent ink
- Can be used with write-on labels and tags

| Part Number | Part Description | Ink Color | Std. Pkg. Qty. | Std. Ctn. Qty. |
|-------------|-----------------------------------|-----------|----------------|----------------|
| PFX-0 | Permanent marking pen – fine tip. | Black | 12 | 144 |
| PFX-2 | Permanent marking pen – fine tip. | Red | 12 | 144 |

Self-Laminating Fiber Optic Cable Marker Tags



- Durable tag for marking fiber optic cable in manhole and indoor/outdoor environments
- Clear overlamine protects legend
- Can be installed as a wrap or flag with Panduit Intermediate Cable Ties
- Can also be used with 0.33" (8.4mm) and 0.50" (12.7mm) width Panduit® Tak-Ty® Hook and Loop Cable Ties in the 90° flag application

| Part Number | Part Description | Width | | Height | | Std. Pkg. Qty. | Std. Ctn. Qty. |
|-------------|-------------------------------|-------|------|--------|------|----------------|----------------|
| | | In. | mm | In. | mm | | |
| PST-FO | Black/yellow tag, 5 tags/pack | 3.50 | 88.9 | 2.00 | 50.8 | 1 | 40 |
| PST-FOBLNK | Yellow blank tag, 5 tags/pack | 3.50 | 88.9 | 2.00 | 50.8 | 1 | 40 |

Cable Marking Ground Warning Tags



- U.V. resistant legend is printed on both sides
- Install with Panduit Intermediate Cable Ties
- 100 tags per package

| Part Number | Part Description | Width (In.) | Width (mm) | Height (In.) | Height (mm) | Std. Pkg. Qty. | Std. Ctn. Qty. |
|-------------|--|-------------|------------|--------------|-------------|----------------|----------------|
| PT-BGND | Ground Tag, Network Bldg, Green/Yellow, 100/Pk | 2.75 | 70.0 | 1.38 | 35.0 | 1 | 5 |
| PT-GND | Ground Tag, Ground Wire, Black/Yellow, 100/Pk | 2.75 | 70.0 | 1.38 | 35.0 | 1 | 5 |
| PT-TGND | Ground Tag, Telephone, Black/Yellow, 100/Pk | 2.75 | 70.0 | 1.38 | 35.0 | 1 | 5 |

Order number of pieces required, in multiples of Standard Package Quantity.
Prime items appear in **BOLD**.

Safety Signs



Panduit offers signs in four materials:

Indoor Adhesive Vinyl (Type PVS)

- Economical, general purpose signs for use in most environments
- Very good adhesive properties when applied to a clean surface

Indoor/Outdoor Sub-Surface Printed Adhesive Polyester (Type PPS)

- High quality signs for use indoors and outdoors
- Excellent resistance to UV light, chemical atmosphere, and abrasion
- Excellent life and adhesion properties
- Printed graphics are protected by clear polyester laminate

Indoor/Outdoor Rigid Polyethylene (Type PRS)

- Rugged signs for indoors and outdoors
- Abrasion resistant
- Used where adhesives will not work

Indoor/Outdoor Aluminum (Type PAS)

- Durable material for indoor and outdoor use
- Strong aluminum material excellent for medium and large size signs
- Ideal for a variety of industrial applications

Size Reference Chart

| Part Number | Width | | Height | | Signs per Card | Std. Pkg. Qty. |
|-------------|-------|-------|--------|-------|----------------|----------------|
| | In. | mm | In. | mm | | |
| *0109* | 9.00 | 228.6 | 1.50 | 38.1 | 1 | 5 Signs |
| *0202* | 2.25 | 57.2 | 2.25 | 57.2 | 4 | 5 Cards |
| *0204* | 4.50 | 114.3 | 2.25 | 57.2 | 2 | 5 Cards |
| *0209* | 9.00 | 228.6 | 2.25 | 57.2 | 1 | 5 Signs |
| *0305* | 5.00 | 127.0 | 3.50 | 88.9 | 2 | 5 Cards |
| *0404* | 4.00 | 101.6 | 4.00 | 101.6 | 1 | 5 Signs |
| *0406* | 4.00 | 101.6 | 6.00 | 152.4 | 1 | 5 Signs |
| *0503* | 3.50 | 88.9 | 5.00 | 127.0 | 1 | 5 Signs |
| *0505* | 5.00 | 127.0 | 5.00 | 127.0 | 1 | 5 Signs |
| *0507* | 7.00 | 177.8 | 5.00 | 127.0 | 1 | 5 Signs |
| *0509* | 9.00 | 228.6 | 5.00 | 127.0 | 1 | 5 Signs |
| *0514* | 14.00 | 355.6 | 5.00 | 127.0 | 1 | 5 Signs |
| *0710* | 10.00 | 254.0 | 7.00 | 177.8 | 1 | 1 Sign |
| *1014* | 14.00 | 355.6 | 10.00 | 254.0 | 1 | 1 Sign |
| *1209* | 9.00 | 228.6 | 12.00 | 304.8 | 1 | 1 Sign |
| *1420* | 20.00 | 508.0 | 12.00 | 355.6 | 1 | 1 Sign |

*Denotes the part numbers' prefix and suffix.
See pages D18 – D38 for available signs.

Lockout/Tagout Safety Signs

See page D17 for information on part number sizes and materials.

**LOCK OUT
BEFORE SERVICING**

PVS0204C176Y

**LOCK OUT
HERE**

PVS0204C177Y

CAUTION
**LOCK OUT FOR SAFETY
BEFORE YOU START**

PVS0204C171Y

CAUTION
**BE SAFE
LOCK IT OUT**

PVS0710C180Y

CAUTION
**USE LOCK-OUT DEVICE
DURING MAINTENANCE OR
ANY OPERATOR ADJUSTMENT**

PVS0710C173Y

CAUTION
**MACHINE LOCKOUT
POINT**

PVS0204C179Y

WARNING
**LOCK OUT SWITCHES BEFORE
WORKING ON EQUIPMENT**

PVS0204W172Y

NOTICE

In Accordance with OSHA Standard 1910.147, all equipment, machines and servicing.

Lockout procedures are posted in the operating area and/or by the main energy source of each machine.

If you have any questions about the lockout procedures, please see your supervisor or the Safety Director.

This standard will be strictly enforced.

PRS1410N106

NOTICE**THE FOLLOWING STEPS MUST
BE PERFORMED WHEN LOCKING
OUT EQUIPMENT:**

- 1 - Identify all potential hazards and energy sources.
- 2 - Inform operator / supervisor about work to be performed.
- 3 - Prepare equipment for shutdown.
- 4 - Shutdown / turn off equipment.
- 5 - Isolate and LOCKOUT energy sources.
- 6 - Release all stored energy.
- 7 - Test equipment for zero energy state.
- 8 - Clear personnel / tools before and after job.
- 9 - Remove locks and tags when work completed.

PVS0503N458Y

Order number of pieces required, in multiples of Standard Package Quantity.
Prime items appear in **BOLD**.

Electrical Hazard Safety Signs

See page D17 for information on part number sizes and materials.



PPS0710C142
PRS1014C142



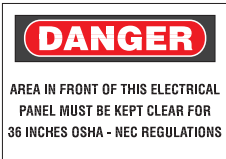
PPS0710C143



PPS0710C141
PRS1014C141



PRS1007C95
PPS0503C95



PPS0710D66
PPS1014D66



PPS0305D72
PPS0710D72
PPS1014D72
PRS0710D72
PRS1014D72
PVS0109D72Y
PVS0204D72Y
PVS0710D72Y



PRS1014D71



PPS0710D78
PRS1014D78



PPS0305D70 PPS0710D70
PPS1014D70 PRS1014D70



PRS1014D82



PPS1014D81

continued on page D20.

Electrical Hazard Safety Signs (continued)

See page D17 for information on part number sizes and materials.

DANGER

**HIGH VOLTAGE
KEEP AWAY**

PPS0305D79
PPS0710D79
PRS1014D79

DANGER

**HIGH VOLTAGE
KEEP OUT**

PPS0305D73
PPS0710D73
PPS1014D73
PRS1014D73

DANGER

**HIGH VOLTAGE
WITHIN
KEEP OUT**



PPS1014D74

DANGER

**KEEP
OFF**

PRS1014D131

DANGER

**KEEP OUT
HAZARD AREA**

PRS1014D118

NOTICE

**ELECTRICAL CLOSET
NO STORAGE PERMITTED**

PPS0710N203
PPS1014N203

DANGER

**HIGH VOLTAGE
UNAUTHORIZED PERSONNEL
KEEP OUT**

PPS0305D75
PPS0710D75
PPS1014D75
PRS1420D75

DANGER

**HIGH
VOLTAGE**



PPS0305D76
PPS0710D76
PPS1014D76

DANGER

**CABLE BURIED
HERE**

PRS0710D68

DANGER

**↑ LIVE WIRE
OVERHEAD ↑**

PRS1014D89

**DANGER
HIGH
VOLTAGE**

PPS0710B364
PPS0710B364
PRS1014B364
PVS0509B364Y
PVS0710B364Y

Order number of pieces required, in multiples of Standard Package Quantity.

Prime items appear in **BOLD**.

Electrical Hazard Safety Signs (continued)

See page D17 for information on part number sizes and materials.



PPS0710D28
PPS1014D28



PPS0514B363

Bilingual Hazard Signs



PRS0910D453



PPS1007D72SE



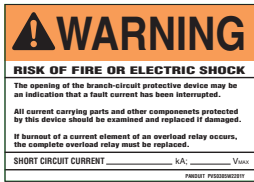
PPS0503C181SE

Short Circuit Hazard Signs

- Aids in compliance with UL 508A requirement, see page G15 for more information



PPS0305W2200
PPS0507W2200



PPS0305W2201Y
PPS0507W2201Y

Voltage Signs

See page D17 for information on part number sizes and materials.



- Polyester – indoor/outdoor
- Header – DANGER
- Color – legend red and black; background white
- Available Sizes: 10.00" (254.0mm) wide x 7.00" (177.8mm) high and 14.00" (355.6mm) wide x 10.00" (254.0mm) high
- Standard package quantity - 1



| | Part Number | | Legend |
|--|--------------------|---------------------|---------------|
| | 10.00" W x 7.00" H | 14.00" W x 10.00" H | |
| | PPS0710DV001 | – | 110 VOLTS |
| | PPS0710DV002 | – | 115 VOLTS |
| | PPS0710DV003 | – | 120/208 VOLTS |
| | PPS0710DV004 | – | 120 VOLTS |
| | PPS0710DV005 | – | 12,470 VOLTS |
| | PPS0710DV006 | – | 13,200 VOLTS |
| | PPS0710DV007 | – | 13,800 VOLTS |
| | PPS0710DV008 | – | 208 VOLTS |
| | PPS0710DV009 | – | 220 VOLTS |
| | PPS0710DV010 | – | 2,300 VOLTS |
| | PPS0710DV011 | – | 230 VOLTS |
| | PPS0710DV012 | – | 240 VOLTS |
| | PPS0710DV013 | – | 277/480 VOLTS |
| | PPS0710DV014 | – | 277 VOLTS |
| | PPS0710DV015 | – | 4,160 VOLTS |
| | PPS0710DV016 | PPS1014DV016 | 440 VOLTS |
| | PPS0710DV017 | – | 460 VOLTS |
| | PPS0710DV018 | PPS1014DV018 | 480 VOLTS |
| | PPS0710DV019 | – | 600 VOLTS |

Order number of pieces required, in multiples of Standard Package Quantity.

Prime items appear in **BOLD**.

Machine and Operational Safety Signs

See page D17 for information on part number sizes and materials.



PRS0710W67



PRS1014D67



PPS0710D24



PPS1014D80



PPS0710D77



PVS0204D100Y



PPS0710D101



PPS0710D124



PPS0710D129



PRS1014D130



PRS1014D87



PRS1014D132

continued on page D24.

**Machine and Operational Safety Signs
(continued)**

See page D17 for information on part number sizes and materials.



PRS1014D123



PRS1014D127

PPS0710D121
PRS1014D121

PRS1014D128



PRS1014D126



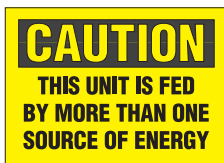
PRS1014C88



PRS0710C96



PRS0710C97

PPS0305C174
PVS0305C174Y
PVS0505C174Y

PPS0710N191



PVS0204C178Y



PPS0202B493

Order number of pieces required, in multiples of Standard Package Quantity.
Prime items appear in **BOLD**.

Personal Protection Signs

See page D17 for information on part number sizes and materials.



PPS0710D104
PRS1014D104



PRS0710W104



PRS1014D85



PPS0710D125



PRS1014C85



PPS0710C94
PRS1014C94



PPS0710N105
PRS0710N105

Admittance Signs

See page D17 for information on part number sizes and materials.



PRS1014D120



PRS1014D115

PPS0710D116
PRS1014D116

PRS1014D117

PPS0710D69
PRS1014D69

Facility Safety Signs

See page D17 for information on part number sizes and materials.



PPS0710C90
PRS1014C90



PPS0710C91
PRS1014C91



PPS0710C92
PRS1014C92



PPS0710C98
PRS0710C98



PPS0710C99
PRS1014C99



PPS0710C135
PRS1014C135



PPS0305N107
PRS0710N107



PPS0305N108
PRS0710N108



PRS1014D86



PRS0710B251



PVS0209D445Y



PPS0514B265

continued on page D28.

Facility Safety Signs (continued)

See page D17 for information on part number sizes and materials.



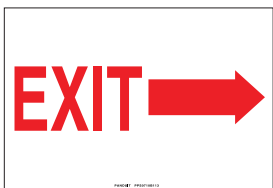

PRS1209B317




PRS0310F319

PPS0710B430
PRS0710B430

PPS0710B380

PPS0710B113
PRS1014B113PPS0710B114
PRS1014B114

PRS1014B112



PRS1014B111



PRS1014B110



PRS1014B109

Order number of pieces required, in multiples of Standard Package Quantity.
Prime items appear in **BOLD**.

Photoluminescent Safety Signs

See page D17 for information on part number sizes and materials.

- Used to mark egress routes, fire alarms, and fire equipment that is clearly visible for up to ten hours after power is lost
- Absorbs energy from ambient light and releases this energy in the form of a glow when power is lost
- Panduit Photoluminescent Signs meet or exceed the following safety standard specification for photoluminescent safety markings including: ASTM E 2072-00, ASTM E 2073-00, ASTM E 2030-99, DIN67510-1, IMO Resolution A.752.18, ISO/CD 15370, DIN 67510, UL 924, ASTM 162, ASTM 648, ASTM 662, MIL-L-3891 B, NFPA 101 Life Safety Code, OSHA 1910.37



PPS0710G001
PPS1014G002



PPS0710G020



PPS1209G010



PPS1209G011



PPS1209G012

See page E3 for information on Photoluminescent Tapes.

Custom Printed Adhesive and Rigid Safety Signs

If your application demands custom printed safety signage, Panduit offers many custom printed options.

Signage options include:

- Adhesive PPS signs
- Semi-Rigid PRS signs
- Aluminum PAS signs

Fill out the custom safety sign order form with your specific information and artwork, and Panduit will create and print the specified signs. Look for the icon below at www.panduit.com/safety to download electronic copies of the Custom Printed Adhesive and Rigid Safety Sign order form.



Arc Flash Pre-Printed Labels

- Provide employees with the highest degree of safety through proper identification and communication
- New 2012 detailed format is compliant with NFPA 70E 2012 standard for Arc Flash labeling
- Clearly visible and recognizable hazard information to communicate Arc Flash hazards are present
- Large WARNING header, universal hazard symbols and clear, concise, hazard description
- New DANGER header signs available for high risk Arc Flash applications
- Multiple sizes to choose from for specific applications
- Labels are constructed of durable polyester (PPS) designed to withstand UV exposure, outdoor use, water, abrasion or vinyl material (PVS) that accepts handwritten hazard information by using Panduit permanent black marking pens



Basic



Standard

| Part Number | Part description | Std. Pkg. Qty. | Std. Ctn. Qty. |
|-----------------|---|----------------|----------------|
| Basic | | | |
| PPS0204W2100 | 4.50" x 2.25" (114.3mm x 57.2mm), black/orange, adhesive polyester sign, "WARNING". Potential Arc Flash Hazard. | 5 | 100 |
| PPS0204W2100-F | 4.50" x 2.25" (114.3mm x 57.2mm), black/orange, adhesive polyester sign, "WARNING". Potential Arc Flash Hazard, written in French. | 5 | 100 |
| PPS0305W2100 | 3.50" x 5.00" (88.9mm x 127.0mm), black/orange, adhesive polyester sign, "WARNING". Potential Arc Flash Hazard. | 5 | 50 |
| PPS0507W2100 | 5.00" x 7.00" (127.0mm x 177.8mm), black/orange, adhesive polyester sign, "WARNING". Potential Arc Flash Hazard. | 5 | 50 |
| PPS0507W2100-F | 5.00" x 7.00" (127.0mm x 177.8mm), black/orange, adhesive polyester sign, "WARNING". Potential Arc Flash Hazard, written in French. | 5 | 50 |
| Standard | | | |
| PVS0305W2102Y | 3.50" x 5.00" (88.9mm x 127.0mm), black and orange/white, adhesive vinyl sign, "WARNING". ARC Flash and Shock Hazard. | 5 | 50 |
| PVS0305W2102Y-S | 3.50" x 5.00" (88.9mm x 127.0mm), black and orange/white, adhesive vinyl sign, "WARNING". ARC Flash and Shock Hazard. Written in Spanish. | 5 | 50 |

Order number of pieces required, in multiples of Standard Package Quantity.

Prime items appear in **BOLD**.

Arc Flash Pre-Printed Labels (continued)

Detailed



Compact



Detailed Bilingual



| Part Number | Part Description | Std. Pkg. Qty. | Std. Ctn. Qty. |
|-------------|------------------|----------------|----------------|
|-------------|------------------|----------------|----------------|

Detailed

| | | | |
|---------------|--|---|-----|
| PVS0305W2103Y | 3.50" x 5.00" (88.9mm x 127.0mm), black and orange/white, adhesive vinyl sign, "WARNING". Potential Arc Flash and Shock Hazard with detailed write-on area. | 5 | 100 |
| PVS0305D2101Y | 3.50" x 5.00" (88.9mm x 127.0mm), red and black/white, adhesive vinyl sign, "DANGER". Potential Arc Flash Exists with detailed write-on area. | 5 | 50 |
| PVS0507W2103Y | 5.00" x 7.00" (127.0mm x 177.8mm), black and orange/white, adhesive vinyl sign, "WARNING". Potential Arc Flash and Shock Hazard with detailed write-on area. | 5 | 100 |
| PVS0507D2101Y | 5.00" x 7.00" (127.0mm x 177.8mm), red and black/white, adhesive vinyl sign, "DANGER". Potential Arc Flash Exists with detailed write-on area. | 5 | 50 |

Compact

| | | | |
|---------------|---|---|-----|
| PVS0204W2103Y | 2.25" x 4.50" (57.2mm x 114.3mm), black and orange/white, adhesive vinyl sign, "WARNING". Potential Arc Flash and Shock Hazard with detailed write-on area. | 5 | 100 |
| PVS0204D2101Y | 2.25" x 4.50" (57.2mm x 114.3mm), red and black/white, adhesive vinyl sign, "DANGER". Potential Arc Flash Exists with detailed write-on area. | 5 | 100 |

Detailed Bilingual

| | | | |
|-----------------|---|---|-----|
| PVS0705W2105Y-S | 7.00" x 5.00" (177.8mm x 127.0mm), orange and black/white, adhesive vinyl sign, "WARNING". Arc Flash and Shock Hazard, with detailed write-on area. Written in English and Spanish. | 5 | 100 |
| PVS0705D2105Y-S | 7.00" x 5.00" (177.8mm x 127.0mm), red and black/white, adhesive vinyl sign, "DANGER". Arc Flash and Shock Hazard, with detailed write-on area. Written in English and Spanish. | 5 | 100 |

Lockout Devices

Padlocks, Hasps & Accessories

Tags, Signs & Labels

Tapes, Letters & Numbers

Related Products

Regulatory Standards

Index

Arc Flash Pre-Printed Labels with PPE Listings

- New 2012 detailed PPE format is compliant with NFPA 70E 2012 standard for Arc Flash labeling
- Provides helpful guide for employees to select PPE appropriate to the electrical hazard
- Labels are constructed of vinyl material (PVS) that accepts handwritten hazard information by using Panduit permanent black marking pens, page D16
- Labels are 5.00" x 7.00" (127.0mm x 177.8mm) with large "WARNING" header

Detailed with PPE Pictograms

Detailed with PPE Listing

| Part Number | Part Description | Std. Pkg. Qty. | Std. Ctn. Qty. |
|-------------|------------------|----------------|----------------|
|-------------|------------------|----------------|----------------|

Detailed with PPE Pictograms

| | | | |
|-----------------|--|---|-----|
| PVS0507W2104Y-0 | PPE Pictograms for Hazard Risk Category 0. | 5 | 100 |
| PVS0507W2104Y-1 | PPE Pictograms for Hazard Risk Category 1. | 5 | 100 |
| PVS0507W2104Y-2 | PPE Pictograms for Hazard Risk Category 2. | 5 | 100 |
| PVS0507W2104Y-3 | PPE Pictograms for Hazard Risk Category 3. | 5 | 100 |
| PVS0507W2104Y-4 | PPE Pictograms for Hazard Risk Category 4. | 5 | 100 |

Detailed with PPE Listing

| | | | |
|-----------------|---|---|-----|
| PVS0507W2106Y-0 | PPE Listing for Hazard Risk Category 0. | 5 | 100 |
| PVS0507W2106Y-1 | PPE Listing for Hazard Risk Category 1. | 5 | 100 |
| PVS0507W2106Y-2 | PPE Listing for Hazard Risk Category 2. | 5 | 100 |
| PVS0507W2106Y-3 | PPE Listing for Hazard Risk Category 3. | 5 | 100 |
| PVS0507W2106Y-4 | PPE Listing for Hazard Risk Category 4. | 5 | 100 |

Order number of pieces required, in multiples of Standard Package Quantity.

Arc Flash Print On-Demand Labels

- Custom Arc Flash Hazard Labels can be printed using Panduit labeling software and desktop thermal transfer printers with resin ribbons
- Provide employees with the highest degree of safety through proper identification and communication
- New 2012 detailed format is compliant with NFPA 70E 2012 standard for Arc Flash labeling
- Clearly visible and recognizable hazard information to communicate arc flash hazards present
- Labels are constructed of durable polyester designed to withstand UV exposure, outdoor use, water and abrasion


C400X400A11

C400X400A21

C400X400A31

C400X400A51

C400X400YZ1

| Part Number | Part Description | Std. Pkg. Qty. | Std. Ctn. Qty. |
|--|--|----------------|----------------|
| Arc Flash Print On-Demand Die Cut | | | |
| C200X400A51 | 2.00" x 4.00" (50.8mm x 101.6mm), polyester safety label, WARNING (Header) orange and black, 250 labels per roll. | 1 | 4 |
| C200X400YZ1 | 2.00" x 4.00" (50.8mm x 101.6mm), polyester safety label, DANGER (Header) red and white, 250 labels per roll. | 1 | 4 |
| C400X400A11 | 4.00" x 4.00" (101.6mm x 101.6mm), polyester safety label, orange header, green footer, 250 labels per roll. | 1 | 4 |
| C400X400A21 | 4.00" x 4.00" (101.6mm x 101.6mm), polyester safety label, orange header, yellow footer, 250 labels per roll. | 1 | 4 |
| C400X400A31 | 4.00" x 4.00" (101.6mm x 101.6mm), polyester safety label, orange header, red footer, 250 labels per roll. | 1 | 4 |
| C400X400A51 | 4.00" x 4.00" (101.6mm x 101.6mm), polyester safety label, WARNING (Header) orange and black, 250 labels per roll. | 1 | 4 |
| C400X400YZ1 | 4.00" x 4.00" (101.6mm x 101.6mm), polyester safety label, DANGER (Header) red and white, 250 labels per roll. | 1 | 4 |

Arc Flash Print On-Demand Labels (continued)



C400X600A51




C400X600YZ1



C400X600YX1



T400X000YX1



T400X000A91

| Part Number | Part Description | Std. Pkg. Qty. | Std. Ctn. Qty. |
|--|--|----------------|----------------|
| Arc Flash Print On-Demand Die Cut | | | |
| C400X600A51 | 4.00" x 6.00" (101.6mm x 152.4mm), polyester safety label, WARNING (Header) orange and black, 100 labels per roll. | 1 | 4 |
| C400X600YX1 | 4.00" x 6.00" (101.6mm x 152.4mm), polyester arc flash label, orange header, 100 labels per roll. | 1 | 4 |
| C400X600YZ1 | 4.00" x 6.00" (101.6mm x 152.4mm), polyester safety label, DANGER (Header) red and white, 100 labels per roll. | 1 | 4 |

Arc Flash Print On-Demand Continuous Tape

| | | | |
|-------------|--|---|---|
| T400X000YX1 | 4.00" x 50.00' (101.6mm x 15.2m), polyester arc flash tape, orange header. | 1 | 4 |
| T400X000A91 | 4.00" x 50.00' (101.6mm x 15.2m), polyester arc flash tape, red header. | 1 | 4 |

Arc Flash Print On-Demand

TDP43ME Thermal Transfer Desktop Printer



- Compatible and easy setup with Panduit software and media
- High-quality printed legends
- Durable construction
- Easy-Mark™ Labeling Software included with printer
- Up to 4 inches per second print speed

| Part Number | Part Description | Std. Pkg. Qty. |
|-------------|--|----------------|
| TDP43ME | 300 dpi printer; includes printer, Panduit® Easy-Mark™ Labeling Software, RMEH4BL hybrid black ribbon, AC power adapter with US power cord, USB cable, user manual, quick start card, and driver disk. | 1 |

Easy-Mark™ Labeling Software



- Easy-Mark™ Labeling Software simplifies label creation for the specific needs of your applications
- Intuitive interview process allows automatic generation of labels and signs

| Part Number | Part Description | Std. Pkg. Qty. |
|-------------|--|----------------|
| PROG-EMCD3 | Easy-Mark™ Labeling Software, CD-ROM | 1 |
| PROG-EM2GO | Easy-Mark™ Portable Application, USB Flash Drive | 1 |

Custom Printed Arc Flash Labels

If your application demands custom printed information for your Arc Flash Labeling, Panduit offers many options of custom printed arc flash labels. Fill out the custom Arc Flash Label order form with your specific values, information, and even a company logo, and Panduit will create and print the specified labels. Look for the icon below at www.panduit.com/safety to download electronic copies of the Custom Arc Flash Label order form.



Thermal Transfer Printable Labels

- Facility Identification can be printed using Panduit labeling software and desktop thermal transfer printers.



C400X600A41



C400X600A61



C400X600AX1



C400X600AY1



C400X600AZ1



C400X600Y81

| Part Number | Part Description | Std. Pkg. Qty. | Std. Ctn. Qty. |
|-------------|------------------|----------------|----------------|
|-------------|------------------|----------------|----------------|

Custom - Die Cut

| | | | |
|-------------|---|---|---|
| C400X600A41 | 4.00" x 6.00" (101.6mm x 152.4mm), polyester safety label, DANGER (Header), red and black/white, 100 labels per roll. | 1 | 4 |
| C400X600A61 | 4.00" x 6.00" (101.6mm x 152.4mm), polyester safety label, CAUTION (Header), yellow/black, 100 labels per roll. | 1 | 4 |
| C400X600AX1 | 4.00" x 6.00" (101.6mm x 152.4mm), polyester safety label, blue/white, NOTICE header, 100 labels per roll. | 1 | 4 |
| C400X600AY1 | 4.00" x 6.00" (101.6mm x 152.4mm), polyester safety label, green/ white, SAFETY FIRST header, 100 labels per roll. | 1 | 4 |
| C400X600AZ1 | 4.00" x 6.00" (101.6mm x 152.4mm), polyester arc flash label, yellow header, 100 labels per roll. | 1 | 4 |
| C400X600Y81 | 4.00" x 6.00" (101.6mm x 152.4mm), polyester safety label, yellow, 100 labels per roll. | 1 | 4 |

Laser Printable Adhesive Signs

- Signs can be printed with a standard laser printer
- Indoor polyolefin pressure sensitive signs with square corners on stay flat liner
- Signs are 8.50" x 11.00" (215.9mm x 279.4mm)
- 25 signs per package



SEZ-1DLL



SEZ-1CLL




SEZ-1NLL



SEZ-1WLL



SEZ-1YLL




SEZ-1WHLL

Sign Panels – Blank Space for Custom Messages

See page D17 for information on part number sizes and materials.

- Can be used with Panduit Thermal Transfer Desktop Printers and Labeling Software to create your own custom signs
— Print your own legend on clear polyester tape with the TDP43ME Thermal Transfer Desktop Printer and adhere label to sign to adhesive or non-adhesive side panel, see pages F2– F3 for more information.



PPS0710BWHT
PPS1014BWHT
PPS1420BWHT
PRS0710BWHT
PRS1014BWHT
PRS1420BWHT



PPS0710BYEL
PPS1014BYEL
PPS1420BYEL
PRS0710BYEL
PRS1014BYEL
PRS1420BYEL



PPS0710C442
PPS1014C442
PPS1420C442
PRS0710C442
PRS1014C442
PRS1420C442

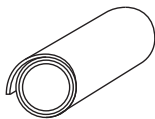


PPS0710D440
PPS1014D440
PPS1420D440
PRS0710D440
PRS1014D440
PRS1420D440



PPS0710N443
PPS1014N443
PPS1420N443
PRS0710N443
PRS1014N443
PRS1420N443

Pre-Coiled Clear Snap-On Markers



PMSCLL
PMSCLP
PMSCLN
PMSCLM

- Use to increase durability of adhesive pipe/conduit markers
- Excellent resistance to oils, bases, detergents, solvents, salt water and mild acids
- Estimated outdoor expectancy is 3 years

| Part Number | Marker Length | | Pipe / Conduit O.D. Range | | Markers Per Card | Std. Pkg. Qty. |
|-------------|---------------|-------|---------------------------|--------------|------------------|----------------|
| | In. | mm | In. | mm | | |
| PMSCLL | 3.00 | 76.0 | 0.50 – 0.75 | 13.0 – 19.0 | 5 | 1 |
| PMSCLP | 13.00 | 330.0 | 0.75 – 2.25 | 19.0 – 57.0 | 5 | 1 |
| PMSCLN | 17.00 | 431.8 | 2.25 – 3.25 | 57.0 – 83.0 | 5 | 1 |
| PMSCLM | 17.00 | 431.8 | 3.25 – 6.00 | 83.0 – 152.0 | 5 | 1 |

Order number of pieces required, in multiples of Standard Package Quantity.
Prime items appear in **BOLD**.

Self-Laminating Adhesive Sign Carriers

- Convert any printed paper page to a laminated, adhesive sign
- Print paper sign using a laser/ink jet printer
- Cut out paper sign and insert into the self-laminating carrier
- For indoor use on a clean and dry surface

| Part Number | Carrier Size In. (mm) | Maximum Label Size In. (mm) | Carriers/ Pkg. | Std. Pkg. Qty. |
|-------------|---------------------------------|-----------------------------------|-------------------|----------------------|
| SEZ-SNC4 | 7.00 x 6.00 (177.8 x 152.4) | 6.00 x 5.00 (152.4 x 127.0) | 5 | 1 |
| SEZ-SNC3 | 10.50 x 7.00 (266.7 x 177.8) | 9.50 x 6.00 (241.3 x 152.4) | | |
| SEZ-SNC2 | 12.00 x 6.00 (304.8 x 152.4) | 11.00 x 5.00 (279.4 x 127.0) | | |
| SEZ-SNC1 | 12.00 x 9.50 (304.8 x 241.3) | 11.00 x 8.50 (279.4 x 215.9) | | |



Print paper marker using a laser or ink jet printer and cut out with scissors.



Place marker between the two pieces of self-adhesive laminate liner.



Remove top adhesive liner by peeling and press firmly onto top of marker.



Remove liner on back of carrier and adhere to clean, dry surface.

Self-Laminating Non-Adhesive Rigid Sign Carriers

- Convert paper to rigid indoor signs
- Print paper tag using a laser/ink jet printer
- Cut out paper sign and insert into the self-laminating carrier
- For indoor use on a clean and dry surface

| Part Number | Carrier Size In. (mm) | Maximum Label Size In. (mm) | Carriers/ Pkg. | Std. Pkg. Qty. |
|-------------|---------------------------------|-----------------------------------|-------------------|----------------------|
| SEZ-RSC1 | 7.00 x 6.00 (177.8 x 152.4) | 6.00 x 5.00 (152.4 x 127.0) | 5 | 1 |
| SEZ-RSC2 | 10.50 x 7.00 (266.7 x 177.8) | 9.50 x 6.00 (241.3 x 152.4) | | |
| SEZ-RSC3 | 12.00 x 9.50 (304.8 x 241.3) | 11.00 x 8.50 (279.4 x 215.9) | | |
| SEZ-RSC4 | 12.00 x 6.00 (304.8 x 152.4) | 11.00 x 5.00 (279.4 x 127.0) | | |

Create Your Own Tags

Indoor Rigid Vinyl Safety Tag Carriers for Laser or Ink Jet Printers

- Create your own rigid indoor tags with protected legends in minutes using a laser or ink jet printer!
- Cut out paper sign and insert into the self-laminating carrier
- Using the PST Tag carrier allows tags to be resistant to mild chemicals and acids
- Self-laminating vinyl material for rigid carrier
- Sturdy brass grommet provides extra durability
- Panduit PLT2S (7.40") nylon ties included for quick and easy installation
- Meet OSHA Standard 1910.147 for lockout tag 50 lb. pull force requirement



Print paper tag using a laser/ink jet printer. Use scissors to cut out tag.



Place tag between self-adhesive laminate liner and rigid vinyl backing. Fasten tag with Panduit cable tie.

| Part Number | Part Description | Std. Pkg. Qty. | Std. Ctn. Qty. |
|--------------|---|----------------|----------------|
| PST-4 | 3.50" x 5.75" (88.9mm x 146.1mm), front only lamination, 25 carriers per package. | 1 | 4 |
| PST-5 | 3.50" x 5.75" (88.9mm x 146.1mm), front and back lamination, 25 carriers per package. | 1 | 4 |
| PST-1 | 3.00" x 2.00" (76.2mm x 50.8mm), front only lamination, 10 carriers per package. | 1 | 20 |
| PST-2 | 3.25" x 5.75" (82.6mm x 146.1mm), front only lamination, 5 carriers per package. | 1 | 20 |

Order number of pieces required, in multiples of Standard Package Quantity.

Create Your Own Tags (continued)

Economical Card Stock Tags for Ink Jet Printers



- Economical solution for temporary, indoor tags
- Ink jet printable card stock material for semi-rigid tag with perforation for easy tag separation and punched hole for hanging

| Part Number | Part Description | Std. Pkg. Qty. | Std. Ctn. Qty. |
|-------------|---|----------------|----------------|
| SEZ-TAGWH | 3.00" x 5.00" (76.2mm x 127.0mm), white, four tags per sheet, 25 sheets per package. | 1 | 5 |
| SEZ-TAGOR | 3.00" x 5.00" (76.2mm x 127.0mm), orange, four tags per sheet, 25 sheets per package. | 1 | 5 |
| SEZ-TAGY | 3.00" x 5.00" (76.2mm x 127.0mm), yellow, four tags per sheet, 25 sheets per package. | 1 | 5 |

Voltage and Safety Marker Books



- Vinyl – indoor
- Each Marker–
Marker Size: 1.50" High x 3.25" Wide (38.1mm x 82.6mm)
3 Markers per page
30 Markers per book

| Part Number | Part Description | Std. Pkg. Qty. | Std. Ctn. Qty. |
|-------------|------------------|----------------|----------------|
|-------------|------------------|----------------|----------------|

Voltage Markers

| | | | |
|---------------|--|---|----|
| PCVB-110Y | Voltage Marker Book, Vinyl, '110 Volts'. | 1 | 10 |
| PCVB-220Y | Voltage Marker Book, Vinyl, '220 Volts'. | 1 | 10 |
| PCVB-277Y | Voltage Marker Book, Vinyl, '277 Volts'. | 1 | 10 |
| PCVB-277/480Y | Voltage Marker Book, Vinyl, '277/480 Volts'. | 1 | 10 |
| PCVB-440Y | Voltage Marker Book, Vinyl, '440 Volts'. | 1 | 10 |
| PCVB-480Y | Voltage Marker Book, Vinyl, '480 Volts'. | 1 | 10 |
| PCVB-4160Y | Voltage Marker Book, Vinyl, '4160 Volts'. | 1 | 10 |

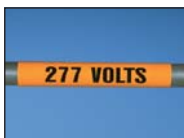
Safety Markers

| | | | |
|---------|---|---|----|
| PSSB-13 | Sign Book, 'Danger High Voltage', red/black on white. | 1 | 10 |
|---------|---|---|----|

PANDUIT[®]

Voltage Markers

Voltage and Fiber Optic Markers



- Vinyl – indoor
- Color – legend black; background orange
- Each Marker–
 - Style A: 2.25" High x 9.00" Wide (57.2mm x 228.6mm)
 - 1 Marker per card
 - Pipe/Conduit O.D. Range 3.00" (76.2mm) and over
 - Style B: 1.13" High x 4.50" Wide (28.7mm x 114.3mm)
 - 4 Markers per card
 - Pipe/Conduit O.D. Range 1.25" – 3.00" (31.8mm – 76.2mm)
 - Style C: 0.50" High x 2.25" Wide (12.7mm x 57.2mm) 18 Markers per card
 - Pipe/Conduit O.D. Range 1.25" (31.8mm) and under
- Standard package quantity – 5 cards

| Part Number | | | Legend |
|---------------|---------------|---------------|-------------------|
| Style A | Style B | Style C | |
| PCV-110AY | PCV-110BY | PCV-110CY | 110 Volts |
| PCV-115AY | PCV-115BY | PCV-115CY | 115 Volts |
| PCV-120/208AY | PCV-120/208BY | PCV-120/208CY | 120/208 Volts |
| PCV-120AY | PCV-120BY | PCV-120CY | 120 Volts |
| PCV-12470AY | PCV-12470BY | PCV-12470CY | 12470 Volts |
| PCV-13200AY | PCV-13200BY | — | 13200 Volts |
| PCV-13800AY | PCV-13800BY | PCV-13800CY | 13800 Volts |
| PCV-1PHAY | PCV-1PHBY | PCV-1PHCY | Single Phase |
| PCV-208AY | PCV-208BY | PCV-208CY | 208 Volts |
| PCV-220AY | PCV-220BY | PCV-220CY | 220 Volts |
| PCV-2300AY | PCV-2300BY | PCV-2300CY | 2300 Volts |
| PCV-230AY | PCV-230BY | PCV-230CY | 230 Volts |
| PCV-2400AY | PCV-2400BY | PCV-2400CY | 2400 Volts |
| PCV-240AY | PCV-240BY | PCV-240CY | 240 Volts |
| — | PCV-24VDCBY | — | 24 Volts DC |
| PCV-277/480AY | PCV-277/480BY | PCV-277/480CY | 277/480 Volts |
| PCV-277AY | PCV-277BY | PCV-277CY | 277 Volts |
| PCV-380AY | PCV-380BY | PCV-380CY | 380 Volts |
| PCV-3PHAY | PCV-3PHBY | PCV-3PHCY | Three Phase |
| PCV-415AY | PCV-415BY | PCV-415CY | 415 Volts |
| PCV-4160AY | PCV-4160BY | PCV-4160CY | 4160 Volts |
| PCV-440AY | PCV-440BY | PCV-440CY | 440 Volts |
| PCV-460AY | PCV-460BY | PCV-460CY | 460 Volts |
| PCV-480AY | PCV-480BY | PCV-480CY | 480 Volts |
| PCV-600AY | PCV-600BY | PCV-600CY | 600 Volts |
| PCV-BLANKAY | PCV-BLANKBY | PCV-BLANKCY | Blank-No Legend |
| PCV-ESAY | PCV-ESBY | PCV-ESCY | Emergency Service |
| PCV-FAAY | PCV-FABY | PCV-FACY | Fire Alarm |
| PCV-FOAY | PCV-FOBY | PCV-FOCY | Fiber Optic |
| PCV-FOCAY | PCV-FOCBY | PCV-FOCCY | Fiber Optic |
| PCV-MAINAY | PCV-MAINBY | PCV-MAINCY | Main |
| PCV-TELEAY | PCV-TELEBY | PCV-TELECY | Telephone |

Order number of pieces required, in multiples of Standard Package Quantity.
Prime items appear in **BOLD**.

Voltage and Fiber Optic Markers (continued)



- Semi-Rigid Polyester – indoor/outdoor
- Color – legend black; background orange
- Each Marker–
 - Style M: 23.00" High x 14.00" Wide (584.2mm x 355.6mm)
 - Snap-on markers (non-adhesive)
 - Pipe/Conduit O.D. Range 2.25" – 6.00" (57.2mm – 152.4mm)
 - Style R: 8.00" High x 8.00" Wide (203.2mm x 203.2mm)
 - Snap-on markers (non-adhesive)
 - Pipe/Conduit O.D. Range 0.75" – 2.25" (19.1mm – 152.4mm)
- Standard package quantity – 5 cards

| Part Number | | Legend |
|-------------|-----------|-------------|
| Style M | Style R | |
| — | PCV-120RY | 120 Volts |
| — | PCV-480RY | 480 Volts |
| — | PCV-FORY | Fiber Optic |
| PCV-FOMY | — | Fiber Optic |

Custom Pipe Markers and Voltage Markers

If your application demands custom printed information for your conduit or pipe marking, Panduit offers many options of custom printed markers, Options include:

Pipe Markers

Pressure Sensitive Adhesive Vinyl



Semi-Rigid Snap-On



Rigid Snap-On



Conduit and Voltage Markers

Pressure Sensitive Adhesive Vinyl



Semi-Rigid Snap-On



Fill out the custom order form with your specific values and information, Panduit will create and print the specified markers. Look for the icon shown here at www.panduit.com/safety to download electronic copies of the Custom Pipe Marker and Custom Conduit and Voltage Marker order forms.



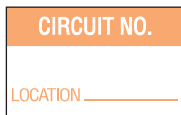
Warning Labels Labels in Dispenser



- Provided in a handy dispenser for convenience and label protection
- Made of durable, adhesive backed polyester material

| Part Number | Label Size In. (mm) | Labels/ Dispenser | Std. Pkg. Qty. |
|-------------|---------------------------------|----------------------|----------------------|
| PLD-* | 1.50" x 1.00" (38.1mm x 25.4mm) | 200 | 1 Disp. |

‡Can be clearly identified with Panduit permanent marking pens, page D16.



PLD-12‡



PLD-30‡



PLD-43‡



PLD-37

- PLD-36 120 V
- PLD-45 230 V
- PLD-38 240 V
- PLD-46 277 V
- PLD-47 277 V/480 V
- PLD-91 480 V



PLD-52
ISO 3864



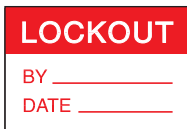
PLD-56
ISO 3864



PLD-58



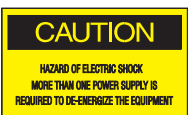
PLD-67



PLD-68‡



PLD-72



PLD-74



PLD-80



PLD-81

Order number of pieces required, in multiples of Standard Package Quantity.
Prime items appear in **BOLD**.

Labels in Dispenser (continued)

| Part Number | Diameter (In.) | Diameter (mm) | Labels Per Dispenser | Std. Pkg. Qty. |
|-------------|----------------|---------------|----------------------|----------------|
| PLD-* | 0.75 | 19.1 | 300 | 1 |



PLD-57



PLD-62



PLD-63



PLD-64



PLD-77

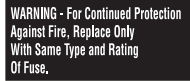


PLD-78

| Part Number | Overall Size W x H (In.) | Overall Size W x H (mm) | Labels Per Dispenser | Std. Pkg. Qty. |
|-------------|--------------------------|-------------------------|----------------------|----------------|
| PLD-60 | 3.00 x 1.00 | 76.2 x 25.4 | 100 | 1 |
| PLD-71 | 2.00 x 1.00 | 50.8 x 25.4 | 150 | 1 |



PLD-60



PLD-71

Write-On Quality Labels in Dispenser

| Part Number | Overall Size W x H (In.) | Overall Size W x H (mm) | Labels Per Dispenser | Std. Pkg. Qty. |
|-------------|--------------------------|-------------------------|----------------------|----------------|
| PLD-* | 1.50 x 1.00 | 38.1 x 25.4 | 200 | 1 |



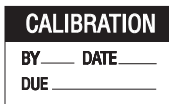
PLD-11



PLD-17



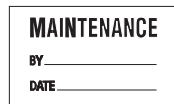
PLD-18



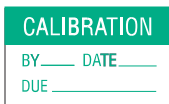
PLD-22



PLD-28



PLD-29



PLD-3



PLD-4



PLD-7

Inspection Plates



PEIP-A-12Y

- The ideal system for fast recognition of inspection intervals and maintenance dates for safety testing
- Vinyl label will destruct upon removal; for permanent and tamper resistant labeling applications
- Indoor/outdoor rated




PEIP-D-12Y

| Part Number | Part Description | Std. Pkg. Qty. |
|-------------|---|----------------|
| PEIP-A-12Y | Inspection plate label, vinyl, 12, 0.59" (15.0mm) diameter, 10 marker/card, white legend on orange background. | 10 |
| PEIP-A-13Y | Inspection plate label, vinyl, 13, 0.59" (15.0mm) diameter, 10 marker/card, white legend on purple background. | 10 |
| PEIP-A-14Y | Inspection plate label, vinyl, 14, 0.59" (15.0mm) diameter, 10 marker/card, white legend on green background. | 10 |
| PEIP-A-15Y | Inspection plate label, vinyl, 15, 0.59" (15.0mm) diameter, 10 marker/card, white legend on blue background. | 10 |
| PEIP-D-12Y | Inspection plate label, vinyl, 2012, 1.38" (35.1mm) diameter, 5 marker/card, white legend on orange background. | 10 |
| PEIP-D-13Y | Inspection plate label, vinyl, 2013, 1.38" (35.1mm) diameter, 5 marker/card, white legend on purple background. | 10 |
| PEIP-D-14Y | Inspection plate label, vinyl, 2014, 1.38" (35.1mm) diameter, 5 marker/card, white legend on green background. | 10 |
| PEIP-D-15Y | Inspection plate label, vinyl, 2015, 1.38" (35.1mm) diameter, 5 marker/card, white legend on blue background. | 10 |



Order number of pieces required, in multiples of Standard Package Quantity.

Prime items appear in **BOLD**.

Inspection Arrows



- Arrows are re-positionable
- Pin-point rework areas on circuit boards and equipment
- Vinyl cloth for durability and easy removal

| Part Number | Symbol | Part Description | Std. Pkg. Card. |
|-------------|---|--|-----------------|
| PARW125-RED |  | 0.13" x 0.10" (3.3mm x 2.5mm), black/red, adhesive vinyl cloth inspection arrow label, 576 labels per card. | 25 |
| PARW125-YEL |  | 0.13" x 0.10" (3.3mm x 2.5mm), black/yellow, adhesive vinyl cloth inspection arrow label, 576 labels per card. | 25 |

Electrical Symbols on Cards

| Part Number | Material | Overall Size W x H (In.) | Overall Size W x H (mm) | Markers/ Card | Std. Pkg. Qty. |
|-------------|-------------|-----------------------------|----------------------------|------------------|----------------------|
| PESC-H* | Vinyl Cloth | 0.51 x 0.51 | 12.9 x 12.9 | 68 | 10 Cards |
| PESC-J* | Vinyl Cloth | 0.75 x 0.75 | 19.1 x 19.1 | 36 | 10 Cards |
| PCWL* | Vinyl Cloth | 1.50 x 0.63 | 38.1 x 16.0 | 14 | 25 Cards |



PESC-H-PE
PESC-J-PE
Protective Conductor



PESC-H-EC
PESC-J-EC
Safety Function



PESC-H-AT
PESC-J-AT
Warning of Dangerous
Electrical Voltage



PESC-H-HT
PESC-J-HT
Static Sensitive
Device —
Precautions Required



PESC-H-E
PESC-J-E
Earth (Ground)

Write-on Labels on Cards

| | |
|-----------------|------------|
| ACCEPTED | |
| BY _____ | DATE _____ |

PCWL-ACC

| |
|--|
| |
|--|

PCWL-BL

| | |
|--------------------|------------|
| CALIBRATION | |
| BY _____ | DATE _____ |
| DUE _____ | |

PCWL-CAL

| | |
|-------------------|------------|
| CALIBRATED | |
| BY _____ | DATE _____ |
| DUE _____ | |

PCWL-CALD

| | |
|--------------------|---------------|
| CALIBRATION | |
| BY _____ | DATE _____ |
| DUE _____ | GAGE ID _____ |

PCWL-ICAL

| | | |
|-----------------|--|------------|
| REJECTED | | DATE _____ |
| REASON _____ | | |
| BY _____ | | |

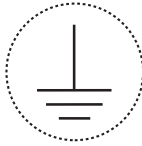
PCWL-REJ

Conductor and Regulatory Identification Labels

| Part Number | Marker Diameter In. (mm) | Markers/ Card | Std. Pkg. Qty. |
|-------------|-----------------------------|------------------|-------------------|
| PESS-A-* | 0.49 (12.5) | 20 | 10 Sheets |
| PESS-B-* | 0.63 (16.0) | 20 | 10 Sheets |
| PESS-C-* | 0.79 (20.0) | 10 | 10 Sheets |
| PESS-D-* | 0.98 (25.0) | 10 | 10 Sheets |
| PESS-E-* | 1.24 (31.5) | 10 | 10 Sheets |



CE Symbol*
PESS-A-CE
PESS-B-CE
PESS-C-CE
PESS-D-CE
PESS-E-CE



Earth (Ground)*
PESS-A-ES
PESS-B-ES
PESS-C-ES
PESS-D-ES
PESS-E-ES



Safety Function*
PESS-A-SS
PESS-B-SS
PESS-C-SS
PESS-D-SS

* Dotted line represents cut line and will not show on label.



Outer Conductor – L1
PESS-A-L1
PESS-B-L1
PESS-C-L1
PESS-D-L1
PESS-E-L1



Outer Conductor – L2
PESS-A-L2
PESS-B-L2
PESS-C-L2
PESS-D-L2
PESS-E-L2



Outer Conductor – L3
PESS-A-L3
PESS-B-L3
PESS-C-L3
PESS-D-L3
PESS-E-L3



Neutral Conductor – N
PESS-A-N
PESS-B-N
PESS-C-N
PESS-D-N



Protective Conductor – PE
PESS-A-PE



Lead Free – LF
PESS-A-LF

continued on page D50.

Conductor and Regulatory Identification Labels (continued)



PESW-A-ROHS



PESW-A-RCIO



PESW-A-RCE



PESW-A-RC50



PESW-A-RC25

ISO Warning Symbols

| Part Number | Label Width In. (mm) | Marker Qty. | Std. Pkg. Qty. |
|-------------|-------------------------|----------------|-------------------|
| PESW-A-* | 0.50 (13.0) | 10/card | 10 cards |
| PESW-AA-11Y | 0.30 (7.6) | 80/card | 10 cards |
| PESW-B-* | 1.00 (25.4) | 10/card | 10 cards |
| PESW-C-* | 1.97 (50.0) | 10/card | 10 cards |
| PESW-D-* | 3.90 (99.1) | 3/card | 10 cards |
| PESW-E-* | 7.90 (200.7) | 1/card | 10 cards |



PESW-*-1Y
Caution – Risk of
Electric Shock



PESW-*-6Y
Caution – Risk of
Ionizing Radiation



PESW-*-8Y
Caution – Laser Beam



PESW-*-9Y
Caution – General
Warning, Risk
of Danger



PESW-*-11Y
Warning of Static
Sensitive Device



PESW-AA-11Y
Warning of Static
Sensitive Device

Order number of pieces required, in multiples of Standard Package Quantity.
Prime items appear in **BOLD**.

ISO Warning Symbols (continued)

| Part Number | Overall Size W x H (In.) | Overall Size W x H (mm) | Labels Per Roll | Std. Pkg. Qty. |
|-------------|--------------------------------|-------------------------------|-----------------------|----------------------|
| WL1 | 2.00 x 2.00 | 50.8 x 50.8 | 500 | 1 |
| WL3 | 2.00 x 2.00 | 50.8 x 50.8 | 500 | 1 |

| Part Number | Triangle Width (In.) | Triangle Width (mm) | Labels Per Pkg. | Std. Pkg. Qty. |
|-------------|----------------------------|---------------------------|-----------------------|----------------------|
| WL32Y | 1.50 | 38.1 | 50 | 1 |
| WL33Y | 4.50 | 114.3 | 50 | 1 |
| WL35Y | 2.00 | 50.8 | 50 | 1 |
| WL36Y | 2.00 | 50.8 | 50 | 1 |



WL1
Static Awareness
Warning



WL3
Static Awareness
Warning



WL32Y
Risk of
Electric Shock



WL33Y
Risk of
Electric Shock



WL35Y
Caution – Hot
Surface Warning










WL36Y
Warning – Hot
Surface Warning

Other ISO Symbols


- Symbols denote a mandatory action without the use of words

| Part Number | Symbol | Marker Diameter (In.) | Markers Per Card | Symbol Represents | Std. Pkg. Cards. |
|-------------|--------|-----------------------|------------------|-------------------|------------------|
|-------------|--------|-----------------------|------------------|-------------------|------------------|

Mandatory Symbols



| | | | | | |
|----------|---|------|----|---------------------------------|---------------------------------|
| PESG-B-1 |  | 0.98 | 10 | UNPLUG EQUIPMENT BEFORE OPENING | 10 |
| PESG-C-1 |  | 1.97 | 5 | | 10 |
| PESG-C-2 |  | 1.97 | 5 | EYE PROTECTION MUST BE WORN | 10 |
| PESG-E-2 |  | 7.87 | 1 | | 10 |
| PESG-E-3 |  | 7.87 | 1 | HEAD PROTECTION MUST BE WORN | 10 |
| PESG-C-4 |  | 1.97 | 5 | | HEARING PROTECTION MUST BE WORN |
| PESG-E-4 |  | 7.87 | 1 | HEARING PROTECTION MUST BE WORN | 10 |

Prohibition Symbols


| | | | | | |
|----------|--|------|---|--------------------|----|
| PESV-C-3 |  | 1.97 | 5 | SMOKING PROHIBITED | 10 |
| PESV-D-3 | | 3.94 | 1 | | 10 |
| PESV-E-3 | | 7.87 | 1 | | 10 |

| Part Number | Symbol | Overall Size W x H (In.) | Markers Per Card | Symbol Represents | Std. Pkg. Cards. |
|-------------|--------|--------------------------|------------------|-------------------|------------------|
|-------------|--------|--------------------------|------------------|-------------------|------------------|

Safe Procedure Symbols

| | | | | | |
|----------|---|-------------|---|-----------|----|
| PESH-D-2 |  | 3.94 x 3.94 | 1 | FIRST AID | 10 |
| PESH-E-6 |  | 7.87 x 7.87 | 1 | EYEWASH | 10 |

Fire Equipment Symbol

| | | | | | |
|----------|---|-------------|---|-------------------|----|
| PESF-D-3 |  | 3.94 x 3.94 | 1 | FIRE EXTINGUISHER | 10 |
|----------|---|-------------|---|-------------------|----|

Tapes, Letters, and Numbers

Hazard Tape



- Self-adhesive striped warning/hazard tape
- Color coded for quick identification
- Can be used in place of paint
- Durable vinyl continuous tape for indoor use

| Part Number | Color | Width (In.) | Width (mm) | Roll Length (Ft.) | Roll Length (m) | Std. Pkg. Qty. |
|--------------|--------------|-------------|------------|-------------------|-----------------|----------------|
| HT2S-BLK-YEL | Black/Yellow | 2.00 | 50.8 | 54.00 | 16.5 | 1 |
| HT2S-RED-WHT | Red/White | 2.00 | 50.8 | 54.00 | 16.5 | 1 |
| HT3S-BLK-YEL | Black/Yellow | 3.00 | 76.2 | 54.00 | 16.5 | 1 |
| HT3S-RED-WHT | Red/White | 3.00 | 76.2 | 54.00 | 16.5 | 1 |

Solid Color Adhesive Warning Tape



- Used to identify hazards, traffic lanes, etc.
- Installs faster and lasts longer than paint
- Durable vinyl continuous tape for indoor use

| Part Number | Color | Width (In.) | Width (mm) | Roll Length (Ft.) | Roll Length (m) | Std. Pkg. Qty. |
|-------------|--------|-------------|------------|-------------------|-----------------|----------------|
| HT2-BLU | Blue | 2.00 | 50.8 | 180.00 | 55.0 | 1 |
| HT2-GRN | Green | 2.00 | 50.8 | 180.00 | 55.0 | 1 |
| HT2-ORN | Orange | 2.00 | 50.8 | 180.00 | 55.0 | 1 |
| HT2-RED | Red | 2.00 | 50.8 | 180.00 | 55.0 | 1 |
| HT2-YEL | Yellow | 2.00 | 50.8 | 180.00 | 55.0 | 1 |
| HT2-WHT | White | 2.00 | 50.8 | 180.00 | 55.0 | 1 |

Thermal Transfer Continuous Tapes



- Tapes offer crisp, clear legends with superior legibility
- Available in continuous color vinyl or clear polyester and supplied on rolls
- Panduit labeling software packages include all label formats for quick and easy label production

| Part Number | Part Description | Height | | Length | | Std. Pkg. Qty. |
|--------------|------------------------|--------|-------|--------|------|----------------|
| | | In. | mm | Ft. | m | |
| T100X000VP1Y | White, vinyl tape. | 1.00 | 25.4 | 100.00 | 30.5 | 1 |
| T100X000VQ1Y | Blue, vinyl tape. | 1.00 | 25.4 | 100.00 | 30.5 | 1 |
| T100X000VS1Y | Green, vinyl tape. | 1.00 | 25.4 | 100.00 | 30.5 | 1 |
| T100X000VU1Y | Orange, vinyl tape. | 1.00 | 25.4 | 100.00 | 30.5 | 1 |
| T100X000VW1Y | Red, vinyl tape. | 1.00 | 25.4 | 100.00 | 30.5 | 1 |
| T100X000VX1Y | Yellow, vinyl tape. | 1.00 | 25.4 | 100.00 | 30.5 | 1 |
| T100X000VY1Y | Black, vinyl tape. | 1.00 | 25.4 | 100.00 | 30.5 | 1 |
| T200X000VP1Y | White, vinyl tape. | 2.00 | 50.8 | 100.00 | 30.5 | 1 |
| T200X000VQ1Y | Blue, vinyl tape. | 2.00 | 50.8 | 100.00 | 30.5 | 1 |
| T200X000VS1Y | Green, vinyl tape. | 2.00 | 50.8 | 100.00 | 30.5 | 1 |
| T200X000VU1Y | Orange, vinyl tape. | 2.00 | 50.8 | 100.00 | 30.5 | 1 |
| T200X000VV1Y | Purple, vinyl tape. | 2.00 | 50.8 | 100.00 | 30.5 | 1 |
| T200X000VW1Y | Red, vinyl tape. | 2.00 | 50.8 | 100.00 | 30.5 | 1 |
| T200X000VX1Y | Yellow, vinyl tape. | 2.00 | 50.8 | 100.00 | 30.5 | 1 |
| T200X000VY1Y | Black, vinyl tape. | 2.00 | 50.8 | 100.00 | 30.5 | 1 |
| T200X000YK1 | Clear, polyester tape. | 2.00 | 50.8 | 100.00 | 30.5 | 1 |
| T200X000YK1 | Clear, polyester tape. | 2.00 | 50.8 | 100.00 | 30.5 | 1 |
| T400X000VP1Y | White, vinyl tape. | 4.00 | 101.6 | 100.00 | 30.5 | 1 |
| T400X000VQ1Y | Blue, vinyl tape. | 4.00 | 101.6 | 100.00 | 30.5 | 1 |
| T400X000VS1Y | Green, vinyl tape. | 4.00 | 101.6 | 100.00 | 30.5 | 1 |
| T400X000VU1Y | Orange, vinyl tape. | 4.00 | 101.6 | 100.00 | 30.5 | 1 |
| T400X000VV1Y | Purple, vinyl tape. | 4.00 | 101.6 | 100.00 | 30.5 | 1 |
| T400X000VW1Y | Red, vinyl tape. | 4.00 | 101.6 | 100.00 | 30.5 | 1 |
| T400X000VX1Y | Yellow, vinyl tape. | 4.00 | 101.6 | 100.00 | 30.5 | 1 |
| T400X000VY1Y | Black, vinyl tape. | 4.00 | 101.6 | 100.00 | 30.5 | 1 |
| T400X000YK1 | Clear, polyester tape. | 4.00 | 101.6 | 100.00 | 30.5 | 1 |

Polyester Over-Laminate

| | | | | | | |
|-------------|--------------------------------------|------|-------|--------|------|---|
| T225X000YK1 | Clear, non-printable polyester tape. | 2.25 | 57.2 | 100.00 | 30.5 | 1 |
| T425X000YK1 | Clear, non-printable polyester tape. | 4.25 | 107.9 | 100.00 | 30.5 | 1 |

Photoluminescent Tapes



Normal Lighting



Blackout

- Used to mark egress routes, fire alarms, and fire equipment that is clearly visible for up to ten hours after power is lost
- Absorb energy from ambient light and releases this energy in the form of a glow when power is lost
- Can be used in Panduit thermal transfer desktop printers to create direction arrow tape, striped tape, or safety signs on demand
- Panduit photoluminescent tapes meet or exceed the following safety standard specification for photoluminescent safety markings including: ASTM E 2072-00, ASTM E 2073-00, ASTM E 2030-99, DIN67510-1, IMO Resolution A.752.18, ISO/CD 15370, DIN 67510, UL924, ASTM 162, ASTM 648, ASTM 662, MIL-L-3891 B, NFPA 101 Life Safety Code, OSHA 1910.37



PT2S-ARW



PT2S-BLK



PT2S-RED

| Part Number | Legend | Width (In.) | Width (mm) | Roll Length (Ft.) | Roll Length (m) | Std. Pkg. Qty. |
|-------------|--------|-------------|------------|-------------------|-----------------|----------------|
|-------------|--------|-------------|------------|-------------------|-----------------|----------------|

Pre-Printed

| | | | | | | |
|----------|--------------|------|------|-------|-----|---|
| PT2S-ARW | Black Arrow | 2.00 | 50.8 | 30.00 | 9.1 | 1 |
| PT2S-BLK | Black Stripe | 2.00 | 50.8 | 30.00 | 9.1 | 1 |
| PT2S-RED | Red Stripe | 2.00 | 50.8 | 30.00 | 9.1 | 1 |

Blank

| | | | | | | |
|-------------|---|------|-------|-------|-----|---|
| T200X000Y2T | — | 2.00 | 50.8 | 15.00 | 4.5 | 1 |
| T400X000Y2T | — | 4.00 | 101.6 | 15.00 | 4.5 | 1 |

See page D29 for information on Photoluminescent Signs.

Reflective Tapes



- Reflective sheeting tapes can be used for illuminating or highlighting a range of objects
- Increases safety during power outages or other low light conditions
- Custom legends can be printed using a Panduit TDP43ME thermal printer
- Tapes are laminated for improved print quality and durability

| Part Number | Color | Width (In.) | Width (mm) | Length (Ft.) | Length (m) | Std. Pkg. Qty. |
|-------------|--------|-------------|------------|--------------|------------|----------------|
| T100X000RP1 | White | 1.00 | 25.4 | 50.00 | 15.2 | 1 |
| T100X000RU1 | Orange | 1.00 | 25.4 | 50.00 | 15.2 | 1 |
| T100X000RX1 | Yellow | 1.00 | 25.4 | 50.00 | 15.2 | 1 |
| T200X000RP1 | White | 2.00 | 50.8 | 50.00 | 15.2 | 1 |
| T200X000RU1 | Orange | 2.00 | 50.8 | 50.00 | 15.2 | 1 |
| T200X000RX1 | Yellow | 2.00 | 50.8 | 50.00 | 15.2 | 1 |
| T300X000RP1 | White | 3.00 | 76.2 | 50.00 | 15.2 | 1 |
| T400X000RP1 | White | 4.00 | 101.6 | 50.00 | 15.2 | 1 |
| T400X000RQ1 | Blue | 4.00 | 101.6 | 50.00 | 15.2 | 1 |
| T400X000RU1 | Orange | 4.00 | 101.6 | 50.00 | 15.2 | 1 |
| T400X000RW1 | Red | 4.00 | 101.6 | 50.00 | 15.2 | 1 |
| T400X000RX1 | Yellow | 4.00 | 101.6 | 50.00 | 15.2 | 1 |

Barricade Tapes



- Used to warn of temporary hazards
- Attaches easily to posts, walls, etc.
- Highly visible 2.00" (51.0mm) black legends on yellow background
- Made of non-adhesive polyethylene film
- Supplied in rolls of 1000 feet (30.5 meters)

| Part Number | Legend | Color (Legend/ Background) | Width (In.) | Width (mm) | Std. Pkg. Qty. |
|-------------|----------------------|----------------------------|-------------|------------|----------------|
| HTB3-C-M | CAUTION | Black/Yellow | 3.00 | 76.2 | 1 |
| HTB3-DNE-M | CAUTION DO NOT ENTER | Black/Yellow | 3.00 | 76.2 | 1 |
| HTB3-HV-M | CAUTION HIGH VOLTAGE | Black/Yellow | 3.00 | 76.2 | 1 |

Underground Hazard Tape



- Used to warn of buried utility lines
- HTDU* parts are made of detectable laminated aluminum tape
- Supplied in rolls of 1000 feet (30.5 meters)

| Part Number | Legend | Color (Legend/ Background) | Width (In.) | Width (mm) | Std. Pkg. Qty. |
|--------------------------------------|---|----------------------------------|----------------|---------------|----------------------|
| Laminated Detectable Aluminum | | | | | |
| HTDU2B-W | CAUTION WATER LINE BURIED BELOW | Black/Blue | 2.00 | 50.8 | 1 |
| HTDU2O-FO | CAUTION FIBER OPTIC CABLE BURIED BELOW | Black/Orange | 2.00 | 50.8 | 1 |
| HTDU2O-T | CAUTION TELEPHONE LINE BURIED BELOW | Black/Orange | 2.00 | 50.8 | 1 |
| HTDU2R-E | CAUTION ELECTRIC LINE BURIED BELOW | Black/Red | 2.00 | 50.8 | 1 |
| HTDU3B-W | CAUTION WATER LINE BURIED BELOW | Black/Blue | 3.00 | 76.2 | 1 |
| HTDU3G-S | CAUTION SEWER LINE BURIED BELOW | Black/Green | 3.00 | 76.2 | 1 |
| HTDU3O-FO | CAUTION FIBER OPTIC CABLE BURIED BELOW | Black/Orange | 3.00 | 76.2 | 1 |
| HTDU3O-T | CAUTION TELEPHONE LINE BURIED BELOW | Black/Orange | 3.00 | 76.2 | 1 |
| HTDU3R-E | CAUTION ELECTRIC LINE BURIED BELOW | Black/Red | 3.00 | 76.2 | 1 |
| HTDU6O-FO | CAUTION FIBER OPTIC CABLE BURIED BELOW | Black/Orange | 6.00 | 152.4 | 1 |

continued on page E6.

Underground Hazard Tape (continued)

| Part Number | Legend | Color (Legend/Background) | Width (In.) | Width (mm) | Std. Pkg. Qty. |
|-------------|---|---------------------------|-------------|------------|----------------|
| HTDU6O-T | CAUTION TELEPHONE LINE BURIED BELOW | Black/Orange | 6.00 | 152.4 | 1 |
| HTDU6R-E | CAUTION ELECTRIC LINE BURIED BELOW | Black/Red | 6.00 | 152.4 | 1 |

French Legend

| | | | | | |
|-------------|--|--------------|------|------|---|
| HTDU2B-W-F | CAUTION WATER LINE BURIED BELOW (French Legend) | Black/Blue | 2.00 | 50.8 | 1 |
| HTDU3O-FO-F | CAUTION FIBER OPTIC CABLE BURIED BELOW (French Legend) | Black/Orange | 3.00 | 76.2 | 1 |
| HTDU3R-E-F | CAUTION ELECTRIC LINE BURIED BELOW (French Legend) | Black/Red | 3.00 | 76.2 | 1 |



- Used to warn of buried utility lines
- HTU* parts are made of polyethylene tape
- Supplied in rolls of 1000 feet (30.5 meters)

| Part Number | Legend | Color (Legend/Background) | Width (In.) | Width (mm) | Std. Pkg. Qty. |
|-------------|--------|---------------------------|-------------|------------|----------------|
|-------------|--------|---------------------------|-------------|------------|----------------|

Polyethylene

| | | | | | |
|------------|--|--------------|------|------|---|
| HTU3G-T-M | CAUTION TELEPHONE LINE BURIED BELOW | Black/Green | 3.00 | 76.2 | 1 |
| HTU3O-FO-M | CAUTION FIBER OPTIC CABLE BURIED BELOW | Black/Orange | 3.00 | 76.2 | 1 |
| HTU3O-T-M | CAUTION TELEPHONE LINE BURIED BELOW | Black/Orange | 3.00 | 76.2 | 1 |
| HTU3R-E-M | CAUTION ELECTRIC LINE BURIED BELOW | Black/Red | 3.00 | 76.2 | 1 |

Order number of pieces required, in multiples of Standard Package Quantity.
Prime items appear in **BOLD**.

Underground Hazard Tape (continued)

| Part Number | Legend | Color (Legend/Background) | Width (In.) | Width (mm) | Std. Pkg. Qty. |
|-------------|---|---------------------------|-------------|------------|----------------|
| HTU3Y-E-M | CAUTION ELECTRIC LINE BURIED BELOW | Black/Yellow | 3.00 | 76.2 | 1 |
| HTU60-TV | CAUTION CABLE TV LINE BURIED BELOW | Black/Orange | 6.00 | 152.4 | 1 |
| HTU6R-E | CAUTION ELECTRIC LINE BURIED BELOW | Black/Red | 6.00 | 152.4 | 1 |
| HTU60-FO | CAUTION BURIED FIBER OPTIC CABLE | Black/Orange | 6.00 | 152.4 | 1 |
| HTU60-T | CAUTION TELEPHONE LINE BURIED BELOW | Black/Orange | 6.00 | 152.4 | 1 |
| HTU6Y-E | CAUTION ELECTRIC LINE BURIED BELOW | Black/Yellow | 6.00 | 152.4 | 1 |
| HTU6Y-G | CAUTION GAS LINE BURIED BELOW | Black/Yellow | 6.00 | 152.4 | 1 |

French Legend

| | | | | | |
|-------------|--|--------------|------|------|---|
| HTU3Y-E-M-F | CAUTION ELECTRIC LINE BURIED BELOW (French Legend) | Black/Yellow | 3.00 | 76.2 | 1 |
| HTU3Y-EF | CAUTION ELECTRIC LINE BURIED BELOW (English/French) | Black/Yellow | 3.00 | 76.2 | 1 |

Custom Printed Utility Tapes

If your application demands custom printed information for your utility tapes Panduit offers many custom printed options. Fill out the Custom Printed Utility Tapes order form with your specific information and Panduit will create and print the specified tapes. Look for the icon below at www.panduit.com/safety to download electronic copies of the Custom Printed Utility Tapes order form.



Vinyl Letters and Numbers



- Identify shelving, cable tray, racks, etc.
- Vinyl material designed for indoor and outdoor marking

| Part Number | Legend | Legend Height In. (mm) | Overall Size W x H In. (mm) | Markers Per Card | Std. Pkg. Qty. |
|-------------|--------|------------------------|-----------------------------|------------------|----------------|
|-------------|--------|------------------------|-----------------------------|------------------|----------------|

Black Legend On Yellow Background

| | | | | | |
|--------------------------------------|----------------|----------------|------------------------------|----|----------------|
| PVL100BY-0-Y | 0 | 1.00 (25.4) | 0.88 x 1.50 (22.4 x 38.1) | 10 | 25 Cards |
| PVL100BY-1-Y thru PVL100BY-9-Y | 1 thru 9 | | | | 25 Cards |
| PVL100BY-A-Y thru PVL100BY-Z-Y | A thru Z | | | | 25 Cards |
| PVL100BY-DSH-Y | – | | | | 25 Cards |
| PVL200BY-0-Y | 0 | | | | 2.00 (50.8) |
| PVL200BY-1-Y thru PVL200BY-9-Y | 1 thru 9 | 25 Cards | | | |
| PVL200BY-A-Y thru PVL200BY-Z-Y | A thru Z | 25 Cards | | | |
| PVL200BY-DSH-Y | – | 25 Cards | | | |

Vinyl Cloth Letters and Numbers



- Identify shelving, cable tray, racks, etc.
- Vinyl cloth material designed for indoor and outdoor marking

| Part Number | Legend | Legend Height In. (mm) | Overall Size W x H In. (mm) | Markers Per Card | Std. Pkg. Qty. |
|--|----------------------|------------------------|------------------------------|------------------|----------------|
| Black Legend On Yellow Background | | | | | |
| PCL037-0 | 0 | 0.38 (9.7) | 0.34 x 0.50 (8.6 x 12.7) | 78 | 25 Cards |
| PCL037-1 thru PCL037-9 | 1 thru 9 | | | | 25 Cards |
| PCL037-0-9 | 0 thru 9 | | | | 25 Cards |
| PCL037-A-Z | A thru Z | | | | 25 Cards |
| PCL037-A thru PCL037-Z | A | | | | 25 Cards |
| PCLCP037-0-9* | 1 thru 5 6 thru 0 | | | | 25 Cards |
| PCLCP037-A-Z^ | A thru Z | | | | 26 Cards |
| PCL062-0 | 0 | | | | 0.63 (16.0) |
| PCL062-0-9 | 0 thru 9 | 25 Cards | | | |
| PCL062-1 thru PCL062-9 | 1 thru 9 | 25 Cards | | | |
| PCL062-A thru PCL062-Z | A | 25 Cards | | | |
| PCL062-A-Z | A thru Z | 25 Cards | | | |
| PCL062-DSH | – | 25 Cards | | | |
| PCLCP062-0-9* | 1 thru 5 6 thru 0 | 25 Cards | | | |
| PCLCP062-A-Z^ | A thru Z | 26 Cards | | | |
| PCL100-0 | 0 | 1.00 (25.4) | 0.88 x 1.50 (22.4 x 38.1) | 10 | 25 Cards |
| PCL100-1 thru PCL100-9 | 1 thru 9 | | | | 25 Cards |
| PCL100-0-9 | 0 thru 9 | | | | 25 Cards |
| PCL100-A thru PCL100-Z | A | | | | 25 Cards |

*1 – 5 have 3 cards each; 6 – 0 have 2 cards each.

^Each letter has 1 card.

continued on page E10.

Vinyl Cloth Letters and Numbers (continued)



| Part Number | Legend | Legend Height In. (mm) | Overall Size W x H In. (mm) | Markers Per Card | Std. Pkg. Qty. |
|--|----------------------|---------------------------|-----------------------------------|---------------------|----------------------|
| Black Legend On Yellow Background | | | | | |
| PCL100-A-J | A thru J | 1.00 (25.4) | 0.88 x 1.50 (22.4 x 38.1) | 10 | 25 Cards |
| PCL100-K-T | K thru T | | | | 25 Cards |
| PCL100-U-Z | U thru Z | | | | 25 Cards |
| PCL100-DSH | – | | | | 25 Cards |
| PCLCP100-0-9* | 1 thru 5 6 thru 0 | | | | 25 Cards |
| PCLCP100-A-Z^ | A thru Z | | | | 26 Cards |
| PCL200-0 | 0 | 2.00 (50.8) | 0.88 x 2.25 (22.4 x 57.2) | 10 | 25 Cards |
| PCL200-1 thru PCL200-9 | 1 thru 9 | | | | 25 Cards |
| PCL200-0-9 | 0 thru 9 | | | | 25 Cards |
| PCL200-A thru PCL200-Z | A | | | | 25 Cards |
| PCL200-A-J | A thru J | | | | 25 Cards |
| PCL200-K-T | K thru T | | | | 25 Cards |
| PCL200-U-Z | U thru Z | | | | 25 Cards |
| PCL200-DSH | – | | | | 25 Cards |
| PCLCP200-0-9* | 1 thru 5 6 thru 0 | | | | 25 Cards |
| PCLCP200-A-Z^ | A thru Z | | | | 26 Cards |
| PCL300-0 | 0 | 3.00 (76.2) | 1.50 x 3.50 (38.1 x 88.9) | 6 | 25 Cards |
| PCL300-1 thru PCL300-9 | 1 thru 9 | | | | 25 Cards |
| PCL300-A thru PCL300-Z | A thru Z | | | | 25 Cards |
| PCL300-DSH | – | | | | 25 Cards |
| PCLCP300-0-9* | 1 thru 5 6 thru 0 | | | | 25 Cards |
| PCLCP300-A-Z^ | A thru Z | | | | 26 Cards |

*1 – 5 have 3 cards each; 6 – 0 have 2 cards each.

^Each letter has 1 card.

Order number of pieces required, in multiples of Standard Package Quantity.

Prime items appear in **BOLD**.

Reflective Letters and Numbers



- Identify shelving, cable tray, racks, etc.
- Vinyl cloth material designed for indoor and outdoor marking
- Black legend on yellow background

| Part Number | Legend | Legend Height In. (mm) | Overall Size W x H In. (mm) | Markers Per Pkg. | Std. Pkg. Qty. |
|-------------|--------|------------------------|-----------------------------|------------------|----------------|
|-------------|--------|------------------------|-----------------------------|------------------|----------------|

Black Legend On Yellow Background

| | | | | | |
|----------------------------------|---|----------------|------------------------------|-----|-----------|
| PRL100BY-0 thru PRL100BY-9 | 0 thru 9 | 1.00 (25.4) | 1.00 x 1.63 (25.4 x 41.4) | 25 | 1 Pkg. |
| PRL100BY-A thru PRL100BY-Z | A thru Z | | | | |
| PRL100BY-DSH | – | | | | |
| PRL100BY-BLNK | BLANK | | | 900 | |
| PRL100BY-18KIT [^] | 0 thru 9, A thru D, L, P, R, S | | | | |
| PRL100BY-36KIT [*] | 0 thru 9, A thru Z, –, Blank | | | | |

Yellow Legend On Black Background

| | | | | | |
|----------------------------------|----------------|----------------|------------------------------|----------------|------------------------------|
| PRL150YB-0 thru PRL150YB-9 | 0 thru 9 | 1.50 (38.1) | 1.38 x 1.88 (35.1 x 47.8) | 25 | 1 Pkg. |
| PRL150YB-A thru PRL150YB-Z | A thru Z | | | | |
| PRL150YB-DSH | – | | | 2.50 (63.5) | 1.75 x 2.88 (44.5 x 73.2) |
| PRL250YB-0 thru PRL250YB-9 | 0 thru 9 | | | | |
| PRL250YB-A thru PRL250YB-Z | A thru Z | | | | |
| PRL250YB-DSH | – | | | | |

[^]50 of each legend.

^{*}25 of each legend.

Training Products

Notes

Lockout Devices

Padlocks, Hasps
& Accessories

Tags, Signs
& Labels

Tapes, Letters
& Numbers

Related Products

Regulatory Standards

Index

Order number of pieces required, in multiples of Standard Package Quantity.

Prime items appear in **BOLD**.

Related Products

LS8EQ Hand-Held Printer with QWERTY Keypad



LS8EQ



LS8EQ-KIT

- Innovative QWERTY keypad design delivers faster text entry and label design for enhanced productivity
- Cut-to-length functionality eliminates label waste and label trimming labor
- Partial-cut feature available to provide tear-apart strips of labels or individual cut labels for application flexibility and quicker installation
- Market specific labeling tools simplify label creation for network components, panel building, and construction and maintenance
- Prints self-laminating labels, heat shrink tubing, die-cut component labels, marker plates, flag labels, and continuous tape for improved printer versatility
- Label cassette contains integrated memory device for automatic formatting, recall of last legend used and number of labels remaining in cassette for improved efficiency
- Fast-loading label cassette includes both label material and ribbon for easy label changeover
- USB interface for importing data, system upgrades, and printing from a wireless laptop or desktop computer to increase printer functionality
- Large graphic display with backlight improves visibility; ideal for printing labels at a remote job site

NEW! **TDP43ME Thermal Transfer Desktop Printer and Accessories****TDP43ME**

- Creates durable, crisp, clear legends and graphics that offer superior legibility
- Prints a wide variety of label sizes and materials
- Prints durable legends for harsh industrial environments
- Fine resolution for small type characters and images
- Solid printing of large characters and shapes
- Connects quickly and easily to PC, reduces time required for learning how to operate the printer and make adjustments
- Easy-Mark™ Labeling Software included with printer
- Up to 4 inches per second print speed
- RoHS Compliant

Easy-Mark™ Labeling Software



PROG-EMCD3
PROG-EM2GO

- Easy-Mark™ Labeling Software simplifies label creation for the specific needs of your applications
- Instructions and user interface are available in English, French, German, Italian, Spanish, Korean, Chinese, Portuguese, and Japanese
- Intuitive interview process allows automatic generation of compliant labels and signs
- Program lets you see labels on-screen as they will appear when printed to improve productivity and reduce errors
- WYSIWYG (What You See Is What You Get) user interface, alpha/numeric serialization, data import, symbol import
- Easy-Mark™ Labeling Software is part of a complete line of innovative identification solutions from Panduit
- Easy-Mark™ Labeling Software on a USB Flash Drive eliminates the need to install a dedicated copy on each computer
- Supports most Windows^ fonts drivers for standard thermal transfer, dot matrix, laser and ink jet, including Panduit thermal transfer printers
- Revisions and enhancements including additional market specific labeling application tools will be available on the Panduit web site under: Support / Software, Firmware and Printers / EASY-MARK Labeling Software
- Site license available for five additional installs per Easy-Mark™ CD. Please contact Customer Service or your Panduit Distributor for additional information

System Requirements:

- 64 MB hard drive space and 64 MB RAM (256 MB RAM recommended)
- Windows^2000, Windows 7, XP, or Vista
- Mouse or compatible pointing device
- CD-ROM or USB Port

^Windows is a registered trademark of Microsoft Corp. in the United States and/or other countries.



PROG-CCCD

- Facilitates quick and easy organization of identifiers from CAD for printing within Easy-Mark™ Labeling Software
- Easily captures and organizes CAD data for future use and documentation
- Saves time and reduces errors by utilizing identifiers previously created in CAD files to eliminate manual entry of data into labeling software
- Compatible with full versions of AutoCAD* 2008 or newer and Visio^ version 2002 or newer
- Exports to alternative formats such as EXCEL^ (XLS) or Text (CSV) files for future use and documentation
- Upgrades are available on the Panduit web site under Support / Software, Firmware and Printers / CAD-Connect Labeling Software

System Requirements:

- 64 MB hard drive space and 64 MB RAM (256 MB RAM recommended)
- Mouse or compatible pointing device
- Windows^ 2000, XP, Vista, or Windows 7
- CD-ROM Drive

P Self-Laminating Labels



- Labels offer crisp, clear legends with superior legibility
- Include a colored print-on area and clear overlaminates to protect the legend for clear and durable identification
- Labels are available in a large range of wire/cable sizes

P Non-Laminated Labels



- Labels offer crisp, clear legends with superior legibility
- Use as a wrap around label or flag style marker for wire/cable labeling
- Labels are available in a large range of wire/cable sizes

*AutoCAD is a registered trademark of Autodesk, Inc.

^Windows, Visio and EXCEL are registered trademarks of Microsoft Corp. in the United States and/or other countries.

Order number of pieces required, in multiples of Standard Package Quantity. Prime items appear in **BOLD**.

Heat Shrink Labels



- Labels offer crisp, clear legends with superior legibility
- Meets UL Standard 224 for flammability and UL Standard 2043 suitable for use in air handling spaces
- Heat Shrink ratio 3:1, except for Halogen Free Heat Shrink ratio 2:1

Component Labels



- Labels offer crisp, clear legends with superior legibility
- Multiple-purpose and high-temperature labels for identifying flat surfaces such as components, control panels, circuit boards and general labeling

Thermal Transfer Turn-Tell® Labels



- Allows labels to rotate for visibility from any angle, and allows repositioning on the wire/cable to align legends for improved aesthetics
- Ideal for use in high density or space constrained cable applications
- Use thermal transfer hybrid ribbon
- Temperature range: -40°F to 200°F (-40°C to 107°C)
- RoHS Compliant
- Outdoor rated
- Available in P1™ Label Cassettes for the LS8E or LS8EQ printers and in computer printable rolls, for use with Easy-Mark™ Labeling Software and desktop thermal transfer printers

Thermal Transfer Raised Panel Labels



- Delivers the look of engraved laminated plates with the convenience of printing on demand
- Strong holding power for rough, textured, and powder coated surfaces
- Provides crisp, clear, and durable legends for your reliable, high performance identification needs
- Use thermal transfer resin ribbon
- UL969 recognized, File # MH14979; cUL recognized, C22.2 No. 0.15-01, File # MH14979
- Temperature range: -40°F to 212°F (-40°C to 100°C)
- Outdoor Rated
- RoHS Compliant

Thermal Transfer Marker Plates



- Marker plates offer crisp, clear legends with superior legibility
- Print custom marker plates on demand with a thermal transfer printer
- Attachable in a horizontal or vertical orientation
- Available in a variety of colors and sizes

Marker Books



- Convenient, pocket-sized book
- Markers are perforated and can be torn in half to mark both ends of conductors
- Terminal block markers are included to properly identify connectors
- 10 pages of markers per book

Pre-Printed Marker Tape Dispenser



- Flexible polyester marker tape conforms tightly to wires/cables
- Dispenser allows marker tape to be cut to the exact length required for marking any size wire/cable
- Durable plastic dispenser can be attached to tool belt for industrial use


Order number of pieces required, in multiples of Standard Package Quantity.
Prime items appear in **BOLD**.

P Self-Laminating Wire Marker Dispenser



- Self-laminating labels are provided in handy dispenser which protects markers when not in use
- Clear section of marker overlaminates and protects write-on legend
- Quick, easy to use for smaller installations and maintenance

Network Security Lock-in Devices



- Secures patch cords into a jack/adaptor, preventing unauthorized removal
- Available for Copper (RJ45) and Fiber (LC duplex) patch cords
- RJ45 devices work with Panduit Category 5e, Category 6, and Category 6A (10Gig) cables
- Each device requires a special installation/removal tool

Network Security Blockout Devices



- Blocks unauthorized access to jacks and potentially harmful foreign objects, saving time and money associated with data security breaches, network downtime, repair and hardware replacement
- Compatible with most RJ45 jacks to accommodate a variety of applications and does not interfere with jack contacts
- Can be installed/removed without interfering with adjacent jacks or hardware
- May only be released with the special removal tool, ensuring the safety and security of your network infrastructure Requires a special removal tool

Training Products

Notes

Lockout Devices

Padlocks, Hasps
& Accessories

Tags, Signs
& Labels

Tapes, Letters
& Numbers

Related Products

Regulatory Standards

Index

Occupational Health and Safety Administration (OSHA) Standard 29CFR The Control of Hazardous Energy (Lockout/Tagout) 1910.147

1910.147(a)

Scope, application and purpose -

1910.147(a)(1)

Scope

1910.147(a)(1)(i)

This standard covers the servicing and maintenance of machines and equipment in which the **unexpected** energization or start up of the machines or equipment, or release of stored energy could cause injury to employees. This standard establishes minimum performance requirements for the control of such hazardous energy.

1910.147(a)(1)(ii)

This standard does not cover the following:

1910.147(a)(1)(ii)(A)

Construction, agriculture and maritime employment;

1910.147(a)(1)(ii)(B)

Installations under the exclusive control of electric utilities for the purpose of power generation, transmission and distribution, including related equipment for communication or metering; and

1910.147(a)(1)(ii)(C)

Exposure to electrical hazards from work on, near, or with conductors or equipment in electric utilization installations, which is covered by Subpart S of this part; and

..1910.147(a)(1)(ii)(D)

1910.147(a)(1)(ii)(D)

Oil and gas well drilling and servicing.

1910.147(a)(2)

Application.

1910.147(a)(2)(i)

This standard applies to the control of energy during servicing and/or maintenance of machines and equipment.

1910.147(a)(2)(ii)

Normal production operations are not covered by this standard (See Subpart O of this Part). Servicing and/or maintenance which takes place during normal production operations is covered by this standard only if:

1910.147(a)(2)(ii)(A)

An employee is required to remove or bypass a guard or other safety device; or

1910.147(a)(2)(ii)(B)

An employee is required to place any part of his or her body into an area on a machine or piece of equipment where work is actually performed upon the material being processed (point of operation) or where an associated danger zone exists during a machine operating cycle.

OSHA Standard 29CFR The Control of Hazardous Energy (Lockout/Tagout) 1910.147 (continued)

Note: **Exception to paragraph (a)(2)(ii):** Minor tool changes and adjustments, and other minor servicing activities, which take place during normal production operations, are not covered by this standard if they are routine, repetitive, and integral to the use of the equipment for production, provided that the work is performed using alternative measures which provide effective protection (See Subpart O of this Part).

1910.147(a)(2)(iii)

This standard does not apply to the following:

..1910.147(a)(2)(iii)(A)

1910.147(a)(2)(iii)(A)

Work on cord and plug connected electric equipment for which exposure to the hazards of unexpected energization or start up of the equipment is controlled by the unplugging of the equipment from the energy source and by the plug being under the exclusive control of the employee performing the servicing or maintenance.

1910.147(a)(2)(iii)(B)

Hot tap operations involving transmission and distribution systems for substances such as gas, steam, water or petroleum products when they are performed on pressurized pipelines, provided that the employer demonstrates that-

1910.147(a)(2)(iii)(B)(1)

continuity of service is essential;

1910.147(a)(2)(iii)(B)(2)

shutdown of the system is impractical; and

1910.147(a)(2)(iii)(B)(3)

documented procedures are followed, and special equipment is used which will provide proven effective protection for employees.

1910.147(a)(3)

Purpose.

1910.147(a)(3)(i)

This section requires employers to establish a program and utilize procedures for affixing appropriate lockout devices or tagout devices to energy isolating devices, and to otherwise disable machines or equipment to prevent unexpected energization, start up or release of stored energy in order to prevent injury to employees.

1910.147(a)(3)(ii)

When other standards in this part require the use of lockout or tagout, they shall be used and supplemented by the procedural and training requirements of this section.

1910.147(b)

Definitions applicable to this section.

Affected employee. An employee whose job requires him/her to operate or use a machine or equipment on which servicing or maintenance is being performed under lockout or tagout, or whose job requires him/her to work in an area in which such servicing or maintenance is being performed.

OSHA Standard 29CFR The Control of Hazardous Energy (Lockout/Tagout) 1910.147 (continued)

Authorized employee. A person who locks out or tags out machines or equipment in order to perform servicing or maintenance on that machine or equipment. An affected employee becomes an authorized employee when that employee's duties include performing servicing or maintenance covered under this section.

Capable of being locked out. An energy isolating device is capable of being locked out if it has a hasp or other means of attachment to which, or through which, a lock can be affixed, or it has a locking mechanism built into it. Other energy isolating devices are capable of being locked out, if lockout can be achieved without the need to dismantle, rebuild, or replace the energy isolating device or permanently alter its energy control capability.

Energized. Connected to an energy source or containing residual or stored energy.

Energy isolating device. A mechanical device that physically prevents the transmission or release of energy, including but not limited to the following: A manually operated electrical circuit breaker; a disconnect switch; a manually operated switch by which the conductors of a circuit can be disconnected from all ungrounded supply conductors, and, in addition, no pole can be operated independently; a line valve; a block; and any similar device used to block or isolate energy. Push buttons, selector switches and other control circuit type devices are not energy isolating devices.

Energy source. Any source of electrical, mechanical, hydraulic, pneumatic, chemical, thermal, or other energy.

Hot tap. A procedure used in the repair, maintenance and services activities which involves welding on a piece of equipment (pipelines, vessels or tanks) under pressure, in order to install connections or appurtenances. It is commonly used to replace or add sections of pipeline without the interruption of service for air, gas, water, steam, and petrochemical distribution systems.

Lockout. The placement of a lockout device on an energy isolating device, in accordance with an established procedure, ensuring that the energy isolating device and the equipment being controlled cannot be operated until the lockout device is removed.

Lockout device. A device that utilizes a positive means such as a lock, either key or combination type, to hold an energy isolating device in the safe position and prevent the energizing of a machine or equipment. Included are blank flanges and bolted slip blinds.

Normal production operations. The utilization of a machine or equipment to perform its intended production function.

Servicing and/or maintenance. Workplace activities such as constructing, installing, setting up, adjusting, inspecting, modifying, and maintaining and/or servicing machines or equipment. These activities include lubrication, cleaning or un-jamming of machines or equipment and making adjustments or tool changes, where the employee may be exposed to the **unexpected** energization or startup of the equipment or release of hazardous energy.

Setting up. Any work performed to prepare a machine or equipment to perform its normal production operation.

Tagout. The placement of a tagout device on an energy isolating device, in accordance with an established procedure, to indicate that the energy isolating device and the equipment being controlled may not be operated until the tagout device is removed.

OSHA Standard 29CFR The Control of Hazardous Energy (Lockout/Tagout) 1910.147 (continued)

Tagout device. A prominent warning device, such as a tag and a means of attachment, which can be securely fastened to an energy isolating device in accordance with an established procedure, to indicate that the energy isolating device and the equipment being controlled may not be operated until the tagout device is removed.

..1910.147(c)

1910.147(c)

General -

1910.147(c)(1)

Energy control program. The employer shall establish a program consisting of energy control procedures, employee training and periodic inspections to ensure that before any employee performs any servicing or maintenance on a machine or equipment where the unexpected energizing, startup or release of stored energy could occur and cause injury, the machine or equipment shall be isolated from the energy source and rendered inoperative.

1910.147(c)(2)

Lockout/tagout.

1910.147(c)(2)(i)

If an energy isolating device is not capable of being locked out, the employer's energy control program under paragraph (c)(1) of this section shall utilize a tagout system.

1910.147(c)(2)(ii)

If an energy isolating device is capable of being locked out, the employer's energy control program under paragraph (c)(1) of this section shall utilize lockout, unless the employer can demonstrate that the utilization of a tagout system will provide full employee protection as set forth in paragraph (c)(3) of this section.

1910.147(c)(2)(iii)

After January 2, 1990, whenever replacement or major repair, renovation or modification of a machine or equipment is performed, and whenever new machines or equipment are installed, energy isolating devices for such machine or equipment shall be designed to accept a lockout device.

1910.147(c)(3)

Full employee protection.

1910.147(c)(3)(i)

When a tagout device is used on an energy isolating device which is capable of being locked out, the tagout device shall be attached at the same location that the lockout device would have been attached, and the employer shall demonstrate that the tagout program will provide a level of safety equivalent to that obtained by using a lockout program.

..1910.147(c)(3)(ii)

1910.147(c)(3)(ii)

In demonstrating that a level of safety is achieved in the tagout program which is equivalent to the level of safety obtained by using a lockout program, the employer shall demonstrate full compliance with all tagout-related provisions of this standard together with such additional elements as are necessary to provide the equivalent safety available from the use of a

OSHA Standard 29CFR The Control of Hazardous Energy (Lockout/Tagout) 1910.147 (continued)

lockout device. Additional means to be considered as part of the demonstration of full employee protection shall include the implementation of additional safety measures such as the removal of an isolating circuit element, blocking of a controlling switch, opening of an extra disconnecting device, or the removal of a valve handle to reduce the likelihood of inadvertent energization.

1910.147(c)(4)

Energy control procedure.

1910.147(c)(4)(i)

Procedures shall be developed, documented and utilized for the control of potentially hazardous energy when employees are engaged in the activities covered by this section.

Note: **Exception:** The employer need not document the required procedure for a particular machine or equipment, when all of the following elements exist: (1) The machine or equipment has no potential for stored or residual energy or reaccumulation of stored energy after shut down which could endanger employees; (2) the machine or equipment has a single energy source which can be readily identified and isolated; (3) the isolation and locking out of that energy source will completely de-energize and deactivate the machine or equipment; (4) the machine or equipment is isolated from that energy source and locked out during servicing or maintenance; (5) a single lockout device will achieve a locker-out condition; (6) the lockout device is under the exclusive control of the authorized employee performing the servicing or maintenance; (7) the servicing or maintenance does not create hazards for other employees; and (8) the employer, in utilizing this exception, has had no accidents involving the unexpected activation or re-energization of the machine or equipment during servicing or maintenance.

1910.147(c)(4)(ii)

The procedures shall clearly and specifically outline the scope, purpose, authorization, rules, and techniques to be utilized for the control of hazardous energy, and the means to enforce compliance including, but not limited to, the following:

1910.147(c)(4)(ii)(A)

A specific statement of the intended use of the procedure;

1910.147(c)(4)(ii)(B)

Specific procedural steps for shutting down, isolating, blocking and securing machines or equipment to control hazardous energy;

1910.147(c)(4)(ii)(C)

Specific procedural steps for the placement, removal and transfer of lockout devices or tagout devices and the responsibility for them; and

..1910.147(c)(4)(ii)(D)

1910.147(c)(4)(ii)(D)

Specific requirements for testing a machine or equipment to determine and verify the effectiveness of lockout devices, tagout devices, and other energy control measures.

OSHA Standard 29CFR The Control of Hazardous Energy (Lockout/Tagout) 1910.147 (continued)

1910.147(c)(5)

Protective materials and hardware.

1910.147(c)(5)(i)

Locks, tags, chains, wedges, key blocks, adapter pins, self-locking fasteners, or other hardware shall be provided by the employer for isolating, securing or blocking of machines or equipment from energy sources.

1910.147(c)(5)(ii)

Lockout devices and tagout devices shall be singularly identified; shall be the only device(s) used for controlling energy; shall not be used for other purposes; and shall meet the following requirements:

1910.147(c)(5)(ii)(A)

Durable.

1910.147(c)(5)(ii)(A)(1)

Lockout and tagout devices shall be capable of withstanding the environment to which they are exposed for the maximum period of time that exposure is expected.

1910.147(c)(5)(ii)(A)(2)

Tagout devices shall be constructed and printed so that exposure to weather conditions or wet and damp locations will not cause the tag to deteriorate or the message on the tag to become illegible.

1910.147(c)(5)(ii)(A)(3)

Tags shall not deteriorate when used in corrosive environments such as areas where acid and alkali chemicals are handled and stored.

..1910.147(c)(5)(ii)(B)

1910.147(c)(5)(ii)(B)

Standardized. Lockout and tagout devices shall be standardized within the facility in at least one of the following criteria: Color; shape; or size; and additionally, in the case of tagout devices, print and format shall be standardized.

1910.147(c)(5)(ii)(C)

Substantial -

1910.147(c)(5)(ii)(C)(1)

Lockout devices. Lockout devices shall be substantial enough to prevent removal without the use of excessive force or unusual techniques, such as with the use of bolt cutters or other metal cutting tools.

1910.147(c)(5)(ii)(C)(2)

Tagout devices. Tagout devices, including their means of attachment, shall be substantial enough to prevent inadvertent or accidental removal. Tagout device attachment means shall be of a non-reusable type, attachable by hand, self-locking, and non-releasable with a minimum unlocking strength of no less than 50 pounds and having the general design and basic characteristics of being at least equivalent to a one-piece, all environment-tolerant nylon cable tie.

1910.147(c)(5)(ii)(D)

Identifiable. Lockout devices and tagout devices shall indicate the identity of the employee applying the device(s).

Order number of pieces required, in multiples of Standard Package Quantity.

Prime items appear in **BOLD**.

OSHA Standard 29CFR The Control of Hazardous Energy (Lockout/Tagout) 1910.147 (continued)

1910.147(c)(5)(iii)

Tagout devices shall warn against hazardous conditions if the machine or equipment is energized and shall include a legend such as the following:

**Do Not Start. Do Not Open. Do Not Close. Do Not Energize.
Do Not Operate.**

..1910.147(c)(6)

1910.147(c)(6)

Periodic inspection.

1910.147(c)(6)(i)

The employer shall conduct a periodic inspection of the energy control procedure at least annually to ensure that the procedure and the requirements of this standard are being followed.

1910.147(c)(6)(i)(A)

The periodic inspection shall be performed by an authorized employee other than the ones(s) utilizing the energy control procedure being inspected.

1910.147(c)(6)(i)(B)

The periodic inspection shall be conducted to correct any deviations or inadequacies identified.

1910.147(c)(6)(i)(C)

Where lockout is used for energy control, the periodic inspection shall include a review, between the inspector and each authorized employee, of that employee's responsibilities under the energy control procedure being inspected.

1910.147(c)(6)(i)(D)

Where tagout is used for energy control, the periodic inspection shall include a review, between the inspector and each authorized and affected employee, of that employee's responsibilities under the energy control procedure being inspected, and the elements set forth in paragraph (c)(7)(ii) of this section.

..1910.147(c)(6)(ii)

1910.147(c)(6)(ii)

The employer shall certify that the periodic inspections have been performed. The certification shall identify the machine or equipment on which the energy control procedure was being utilized, the date of the inspection, the employees included in the inspection, and the person performing the inspection.

1910.147(c)(7)

Training and communication.

1910.147(c)(7)(i)

The employer shall provide training to ensure that the purpose and function of the energy control program are understood by employees and that the knowledge and skills required for the safe application, usage, and removal of the energy controls are acquired by employees.

OSHA Standard 29CFR The Control of Hazardous Energy (Lockout/Tagout) 1910.147 (continued)

The training shall include the following:

1910.147(c)(7)(i)(A)

Each authorized employee shall receive training in the recognition of applicable hazardous energy sources, the type and magnitude of the energy available in the workplace, and the methods and means necessary for energy isolation and control.

1910.147(c)(7)(i)(B)

Each affected employee shall be instructed in the purpose and use of the energy control procedure.

1910.147(c)(7)(i)(C)

All other employees whose work operations are or may be in an area where energy control procedures may be utilized, shall be instructed about the procedure, and about the prohibition relating to attempts to restart or reenergize machines or equipment which are locked out or tagged out.

1910.147(c)(7)(ii)

When tagout systems are used, employees shall also be trained in the following limitations of tags:

.. 1910.147(c)(7)(ii)(A)

1910.147(c)(7)(ii)(A)

Tags are essentially warning devices affixed to energy isolating devices, and do not provide the physical restraint on those devices that is provided by a lock.

1910.147(c)(7)(ii)(B)

When a tag is attached to an energy isolating means, it is not to be removed without authorization of the authorized person responsible for it, and it is never to be bypassed, ignored, or otherwise defeated.

1910.147(c)(7)(ii)(C)

Tags must be legible and understandable by all authorized employees, affected employees, and all other employees whose work operations are or may be in the area, in order to be effective.

1910.147(c)(7)(ii)(D)

Tags and their means of attachment must be made of materials which will withstand the environmental conditions encountered in the workplace.

1910.147(c)(7)(ii)(E)

Tags may evoke a false sense of security, and their meaning needs to be understood as part of the overall energy control program.

1910.147(c)(7)(ii)(F)

Tags must be securely attached to energy isolating devices so that they cannot be inadvertently or accidentally detached during use.

OSHA Standard 29CFR The Control of Hazardous Energy (Lockout/Tagout) 1910.147 (continued)

1910.147(c)(7)(iii)

Employee retraining.

..1910.147(c)(7)(iii)(A)

1910.147(c)(7)(iii)(A)

Retraining shall be provided for all authorized and affected employees whenever there is a change in their job assignments, a change in machines, equipment or processes that present a new hazard, or when there is a change in the energy control procedures.

1910.147(c)(7)(iii)(B)

Additional retraining shall also be conducted whenever a periodic inspection under paragraph (c)(6) of this section reveals, or whenever the employer has reason to believe that there are deviations from or inadequacies in the employee's knowledge or use of the energy control procedures.

1910.147(c)(7)(iii)(C)

The retraining shall reestablish employee proficiency and introduce new or revised control methods and procedures, as necessary.

1910.147(c)(7)(iv)

The employer shall certify that employee training has been accomplished and is being kept up to date. The certification shall contain each employee's name and dates of training.

1910.147(c)(8)

Energy isolation. Lockout or tagout shall be performed only by the authorized employees who are performing the servicing or maintenance.

1910.147(c)(9)

Notification of employees. Affected employees shall be notified by the employer or authorized employee of the application and removal of lockout devices or tagout devices.

Notification shall be given before the controls are applied, and after they are removed from the machine or equipment.

..1910.147(d)

1910.147(d)

Application of control. The established procedures for the application of energy control (the lockout or tagout procedures) shall cover the following elements and actions and shall be done in the following sequence:

1910.147(d)(1)

Preparation for shutdown. Before an authorized or affected employee turns off a machine or equipment, the authorized employee shall have knowledge of the type and magnitude of the energy, the hazards of the energy to be controlled, and the method or means to control the energy.

1910.147(d)(2)

Machine or equipment shutdown. The machine or equipment shall be turned off or shut down using the procedures established for the machine or equipment. An orderly shutdown must be utilized to avoid any additional or increased hazard(s) to employees as a result of the equipment stoppage.

OSHA Standard 29CFR The Control of Hazardous Energy (Lockout/Tagout) 1910.147 (continued)

1910.147(d)(3)

Machine or equipment isolation. All energy isolating devices that are needed to control the energy to the machine or equipment shall be physically located and operated in such a manner as to isolate the machine or equipment from the energy source(s).

1910.147(d)(4)

Lockout or tagout device application.

1910.147(d)(4)(i)

Lockout or tagout devices shall be affixed to each energy isolating device by authorized employees.

..1910.147(d)(4)(ii)

1910.147(d)(4)(ii)

Lockout devices, where used, shall be affixed in a manner to that will hold the energy isolating devices in a "safe" or "off" position.

1910.147(d)(4)(iii)

Tagout devices, where used, shall be affixed in such a manner as will clearly indicate that the operation or movement of energy isolating devices from the "safe" or "off" position is prohibited.

1910.147(d)(4)(iii)(A)

Where tagout devices are used with energy isolating devices designed with the capability of being locked, the tag attachment shall be fastened at the same point at which the lock would have been attached.

1910.147(d)(4)(iii)(B)

Where a tag cannot be affixed directly to the energy isolating device, the tag shall be located as close as safely possible to the device, in a position that will be immediately obvious to anyone attempting to operate the device.

1910.147(d)(5)

Stored energy.

1910.147(d)(5)(i)

Following the application of lockout or tagout devices to energy isolating devices, all potentially hazardous stored or residual energy shall be relieved, disconnected, restrained, and otherwise rendered safe.

..1910.147(d)(5)(ii)

1910.147(d)(5)(ii)

If there is a possibility of reaccumulation of stored energy to a hazardous level, verification of isolation shall be continued until the servicing or maintenance is completed, or until the possibility of such accumulation no longer exists.

1910.147(d)(6)

Verification of isolation. Prior to starting work on machines or equipment that have been locked out or tagged out, the authorized employee shall verify that isolation and de-energization of the machine or equipment have been accomplished.

OSHA Standard 29CFR The Control of Hazardous Energy (Lockout/Tagout) 1910.147 (continued)

1910.147(e)

Release from lockout or tagout. Before lockout or tagout devices are removed and energy is restored to the machine or equipment, procedures shall be followed and actions taken by the authorized employee(s) to ensure the following:

1910.147(e)(1)

The machine or equipment. The work area shall be inspected to ensure that nonessential items have been removed and to ensure that machine or equipment components are operationally intact.

1910.147(e)(2)

Employees.

1910.147(e)(2)(i)

The work area shall be checked to ensure that all employees have been safely positioned or removed.

1910.147(e)(2)(ii)

After lockout or tagout devices have been removed and before a machine or equipment is started, affected employees shall be notified that the lockout or tagout device(s) have been removed.

1910.147(e)(3)

Lockout or tagout devices removal. Each lockout or tagout device shall be removed from each energy isolating device by the employee who applied the device. **Exception to paragraph (e)(3):** When the authorized employee who applied the lockout or tagout device is not available to remove it, that device may be removed under the direction of the employer, provided that specific procedures and training for such removal have been developed, documented and incorporated into the employer's energy control program. The employer shall demonstrate that the specific procedure provides equivalent safety to the removal of the device by the authorized employee who applied it. The specific procedure shall include at least the following elements:

1910.147(e)(3)(i)

Verification by the employer that the authorized employee who applied the device is not at the facility:

1910.147(e)(3)(ii)

Making all reasonable efforts to contact the authorized employee to inform him/her that his/her lockout or tagout device has been removed; and

1910.147(e)(3)(iii)

Ensuring that the authorized employee has this knowledge before he/she resumes work at that facility.

..1910.147(f)

1910.147(f)**Additional requirements.****1910.147(f)(1)****Testing or positioning of machines, equipment or components thereof.**

In situations in which lockout or tagout devices must be temporarily removed from the energy isolating device and the machine or equipment energized to test or position the machine, equipment or component thereof, the following sequence of actions shall be followed:

1910.147(f)(1)(i)

Clear the machine or equipment of tools and materials in accordance with paragraph (e)(1) of this section;

1910.147(f)(1)(ii)

Remove employees from the machine or equipment area in accordance with paragraph (e)(2) of this section;

1910.147(f)(1)(iii)

Remove the lockout or tagout devices as specified in paragraph (e)(3) of this section;

1910.147(f)(1)(iv)

Energize and proceed with testing or positioning;

1910.147(f)(1)(v)

Deenergize all systems and reapply energy control measures in accordance with paragraph (d) of this section to continue the servicing and/or maintenance.

1910.147(f)(2)**Outside personnel (contractors, etc.).****1910.147(f)(2)(i)**

Whenever outside servicing personnel are to be engaged in activities covered by the scope and application of this standard, the on-site employer and the outside employer shall inform each other of their respective lockout or tagout procedures.

..1910.147(f)(2)(ii)**1910.147(f)(2)(ii)**

The on-site employer shall ensure that his/her employees understand and comply with the restrictions and prohibitions of the outside employer's energy control program.

1910.147(f)(3)**Group lockout or tagout.****1910.147(f)(3)(i)**

When servicing and/or maintenance is performed by a crew, craft, department or other group, they shall utilize a procedure which affords the employees a level of protection equivalent to that provided by the implementation of a personal lockout or tagout device.

1910.147(f)(3)(ii)

Group lockout or tagout devices shall be used in accordance with the procedures required by paragraph (c)(4) of this section including, but not necessarily limited to, the following specific requirements:

1910.147(f)(3)(ii)(A)

Primary responsibility is vested in an authorized employee for a set number of employees working under the protection of a group lockout or tagout device (such as an operations lock);

1910.147(f)(3)(ii)(B)

Provision for the authorized employee to ascertain the exposure status of individual group members with regard to the lockout or tagout of the machine or equipment and

1910.147(f)(3)(ii)(C)

When more than one crew, craft, department, etc. is involved, assignment of overall job-associated lockout or tagout control responsibility to an authorized employee designated to coordinate affected work forces and ensure continuity of protection; and

..1910.147(f)(3)(ii)(D)

1910.147(f)(3)(ii)(D)

Each authorized employee shall affix a personal lockout or tagout device to the group lockout device, group lockbox, or comparable mechanism when he or she begins work, and shall remove those devices when he or she stops working on the machine or equipment being serviced or maintained.

1910.147(f)(4)


Shift or personnel changes. Specific procedures shall be utilized during shift or personnel changes to ensure the continuity of lockout or tagout protection, including provision for the orderly transfer of lockout or tagout device protection between off-going and oncoming employees, to minimize exposure to hazards from the unexpected energization or start-up of the machine or equipment, or the release of stored energy.

Note: The following appendix to §1910.147 services as a non-mandatory guideline to assist employers and employees in complying with the requirements of this section, as well as to provide other helpful information. Nothing in the appendix adds to or detracts from any of the requirements of this section.

OSHA 1910.333

Safety-related work practices shall be employed to prevent electric shock or other injuries resulting from either direct or indirect electrical contacts, when work is performed near or on equipment or circuits which are or may be energized.

National Electric Code – Article 110.16

|  WARNING Arc Flash & Shock Hazard Appropriate PPE Required | |
|--|------------------------------------|
| ARC FLASH PROTECTION | SHOCK PROTECTION |
| Arc Flash Hazard Category _____ | Voltage Shock Hazard _____ |
| Incident Energy (kCal/cm ²) _____ | Limited Approach Boundary _____ |
| Warning Distance _____ | Restricted Approach Boundary _____ |
| Arc Flash Boundary _____ | Prohibited Approach Boundary _____ |
| | Clearance Class _____ |
| Equipment ID _____ | Date Prepared _____ By _____ |

110.16 Arc-Flash Hazard Warning.

Electrical equipment, such as switchboards, panel boards, industrial motor control panels, meter socket enclosures, and motor control centers, that are in other than dwelling occupancies, and are likely to require examination, adjustment, servicing, or maintenance while energized shall be filed marked to warn qualified persons of potential electric arc flash hazards. The markings shall be located so as to be clearly visible to qualified persons before examination, adjustment, servicing, or maintenance of the equipment.

NFPA 70E 130.5 (C) – Equipment Labeling (for Arc Flash)

Equipment Labeling. Electrical equipment, such as switchboards, panel boards, industrial motor control panels, meter socket enclosures, and motor control centers, that are in other than dwelling occupancies, and are likely to require examination, adjustment, servicing, or maintenance while energized shall be field marked with a label containing all the following information:

1. At least one of the following:
 - a. Available incident energy and corresponding working distance
 - b. Minimum arc rating of clothing
 - c. Required level of PPE
 - d. Highest hazard/risk category (HRC) for the equipment
2. Nominal system voltage
3. Arc flash boundary

Exception: Labels applied prior to September 30, 2011, are acceptable if they contain the available incident energy or required level of PPE.

The method of calculating and data to support the information for the label shall be documented.

NFPA 70E 130.7 (E) (1) – Safety Signs and Tags

Safety signs, safety symbols, or accident prevention tags shall be used where necessary to warn employees about electrical hazards that might endanger them.

UL 508A – Industrial Control Panels

UL 508aSB5 – Markings

SB5.2 – Cautionary Markings

SB5.2.1 An industrial control panel with a short circuit current rating based on the high fault short circuit current ratings of one or more components as specified in SB4.2.3 shall be marked with the word “WARNING” and the following statement:

Risk of Fire or Electric Shock – The opening of the branch-circuit protective device may be an indication that a fault current has been interrupted. All current-carrying parts and other components protected by this device should be examined and replaced if damaged. If burnout of a current element of an overload relay occurs, the complete overload relay must be replaced.

ASME A13.1 – 2007

“The Scheme for the Identification of Pipe Systems” ASME A13.1 is the recognized standard for the identification of piping systems.

This standard is designed to standardize the identification of all materials conveyed through piping systems in order to make a facility safer and a more efficient place in which to work. All Panduit Pipe Marking Systems comply with ASME A13.1.

ASME recommends the size of legend letters, color combinations and marker placement.

Training Products

Notes

Lockout Devices

Padlocks, Hasps
& Accessories

Tags, Signs
& Labels

Tapes, Letters
& Numbers

Related Products

Regulatory Standards

Index

Order number of pieces required, in multiples of Standard Package Quantity.

Part Number Index

| Part Number | Page No. | Part Number | Page No. | Part Number | Page No. |
|--------------------|----------|--------------------|----------|---------------------|----------|
| C | | | | | |
| C200X400A51 | D33 | LS8EQ | F1 | PCV-110AY | D42 |
| C200X400YZ1 | D33 | LS8EQ-KIT | F1 | PCV-110BY | D42 |
| C400X400A11 | D33 | M | | | |
| C400X400A21 | D33 | MT172W38-C | C7 | PCV-110CY | D42 |
| C400X400A31 | D33 | MTB1D-Q | C7 | PCV-115AY | D42 |
| C400X400A51 | D33 | P | | | |
| C400X400YZ1 | D33 | PARW125-RED | D47 | PCV-115BY | D42 |
| C400X600A41 | D36 | PARW125-YEL | D47 | PCV-120AY | D42 |
| C400X600A51 | D34 | PCL037-0 | E9 | PCV-120/208AY | D42 |
| C400X600A61 | D36 | PCL037-0-9 | E9 | PCV-120/208BY | D42 |
| C400X600AX1 | D36 | PCL037-1 – | | PCV-120/208CY | D42 |
| C400X600AY1 | D36 | PCL037-9 | E9 | PCV-120AY | D42 |
| C400X600AZ1 | D36 | PCL037-A – | | PCV-120BY | D42 |
| C400X600Y81 | D36 | PCL037-Z | E9 | PCV-120CY | D42 |
| C400X600YX1 | D34 | PCL037-A-Z | E9 | PCV-120RY | D43 |
| C400X600YZ1 | D34 | PCL062-0 | E9 | PCV-12470AY | D42 |
| H | | | | | |
| HT2-BLU | E1 | PCL062-0-9 | E9 | PCV-12470BY | D42 |
| HT2-GRN | E1 | PCL062-1 – | | PCV-12470CY | D42 |
| HT2-ORN | E1 | PCL062-9 | E9 | PCV-13200AY | D42 |
| HT2-RED | E1 | PCL062-A – | | PCV-13200BY | D42 |
| HT2S-BLK-YEL | E1 | PCL062-Z | E9 | PCV-13800AY | D42 |
| HT2S-RED-WHT | E1 | PCL062-A-Z | E9 | PCV-13800BY | D42 |
| HT2-WHT | E1 | PCL062-DSH | E9 | PCV-13800CY | D42 |
| HT2-YEL | E1 | PCL100-0 | E9 | PCV-1PHAY | D42 |
| HT3S-BLK-YEL | E1 | PCL100-0-9 | E9 | PCV-1PHBY | D42 |
| HT3S-RED-WHT | E1 | PCL100-1 – | | PCV-1PHCY | D42 |
| HTB3-C-M | E4 | PCL100-9 | E9 | PCV-208AY | D42 |
| HTB3-DNE-M | E4 | PCL100-A – | | PCV-208BY | D42 |
| HTB3-HV-M | E4 | PCL100-Z | E9 | PCV-208CY | D42 |
| HTDU2B-W | E5 | PCL100-A-J | E10 | PCV-220AY | D42 |
| HTDU2B-W-F | E6 | PCL100-DSH | E10 | PCV-220BY | D42 |
| HTDU2O-FO | E5 | PCL100-K-T | E10 | PCV-220CY | D42 |
| HTDU2O-T | E5 | PCL100-U-Z | E10 | PCV-2300AY | D42 |
| HTDU2R-E | E5 | PCL200-0 | E10 | PCV-2300BY | D42 |
| HTDU3B-W | E5 | PCL200-0-9 | E10 | PCV-2300CY | D42 |
| HTDU3G-S | E5 | PCL200-1 – | | PCV-230AY | D42 |
| HTDU3O-FO | E5 | PCL200-9 | E10 | PCV-230BY | D42 |
| HTDU3O-FO-F | E6 | PCL200-A – | | PCV-230CY | D42 |
| HTDU3O-T | E5 | PCL200-Z | E10 | PCV-2400AY | D42 |
| HTDU3R-E | E5 | PCL200-A-J | E10 | PCV-2400BY | D42 |
| HTDU3R-E-F | E6 | PCL200-DSH | E10 | PCV-2400CY | D42 |
| HTDU6O-FO | E5 | PCL200-E | E10 | PCV-240AY | D42 |
| HTDU6O-T | E6 | PCL200-F | E10 | PCV-240BY | D42 |
| HTDU6R-E | E6 | PCL200-K-T | E10 | PCV-240CY | D42 |
| HTU3G-T-M | E6 | PCL200-U-Z | E10 | PCV-24VDCBY | D42 |
| HTU3O-FO-M | E6 | PCL300-0 | E10 | PCV-277/480AY | D42 |
| HTU3O-T-M | E6 | PCL300-1 – | | PCV-277/480BY | D42 |
| HTU3R-E-M | E6 | PCL300-9 | E10 | PCV-277AY | D42 |
| HTU3Y-EF | E7 | PCL300-A – | | PCV-277BY | D42 |
| HTU3Y-E-M | E7 | PCL300-Z | E10 | PCV-277CY | D42 |
| HTU3Y-E-M-F | E7 | PCL300-DSH | E10 | PCV-380AY | D42 |
| HTU6O-FO | E7 | PCLCP037-0-9 | E9 | PCV-380BY | D42 |
| HTU6O-T | E7 | PCLCP037-A-Z | E9 | PCV-380CY | D42 |
| HTU6O-TV | E7 | PCLCP062-0-9 | E9 | PCV-3PHAY | D42 |
| HTU6R-E | E7 | PCLCP062-A-Z | E9 | PCV-3PHBY | D42 |
| HTU6Y-E | E7 | PCLCP100-0-9 | E10 | PCV-3PHCY | D42 |
| HTU6Y-G | E7 | PCLCP100-A-Z | E10 | PCV-415AY | D42 |
| L | | | | | |
| | | PCLCP200-0-9 | E10 | PCV-415BY | D42 |
| | | PCLCP200-A-Z | E10 | PCV-415CY | D42 |
| | | PCLCP300-0-9 | E10 | PCV-4160AY | D42 |
| | | PCLCP300-A-Z | E10 | PCV-4160BY | D42 |
| | | | | PCV-4160CY | D42 |

| Part Number | Page No. | Part Number | Page No. | Part Number | Page No. |
|---------------|----------|-------------|----------|-------------|----------|
| PCV-440AY | D42 | PESC-J-E | D48 | PESW-AA-11Y | D50 |
| PCV-440BY | D42 | PESC-J-EC | D48 | PESW-B-11Y | D50 |
| PCV-440CY | D42 | PESC-J-HT | D48 | PESW-B-1Y | D50 |
| PCV-460AY | D42 | PESC-J-PE | D48 | PESW-B-6Y | D50 |
| PCV-460BY | D42 | PESF-D-3 | D52 | PESW-B-8Y | D50 |
| PCV-460CY | D42 | PESG-B-1 | D52 | PESW-B-9Y | D50 |
| PCV-480AY | D42 | PESG-C-1 | D52 | PESW-C-11Y | D50 |
| PCV-480BY | D42 | PESG-C-2 | D52 | PESW-C-1Y | D50 |
| PCV-480CY | D42 | PESG-C-4 | D52 | PESW-C-6Y | D50 |
| PCV-480RY | D43 | PESG-E-2 | D52 | PESW-C-8Y | D50 |
| PCV-600AY | D42 | PESG-E-3 | D52 | PESW-C-9Y | D50 |
| PCV-600BY | D42 | PESG-E-4 | D52 | PESW-D-11Y | D50 |
| PCV-600CY | D42 | PESH-D-2 | D52 | PESW-D-1Y | D50 |
| PCVB-110Y | D41 | PESH-E-6 | D52 | PESW-D-6Y | D50 |
| PCVB-220Y | D41 | PES-S1 | B14 | PESW-D-8Y | D50 |
| PCVB-277/480Y | D41 | PESS-A-CE | D49 | PESW-D-9Y | D50 |
| PCVB-277Y | D41 | PESS-A-ES | D49 | PESW-E-11Y | D50 |
| PCVB-4160Y | D41 | PESS-A-L1 | D49 | PESW-E-1Y | D50 |
| PCVB-440Y | D41 | PESS-A-L2 | D49 | PESW-E-6Y | D50 |
| PCVB-480Y | D41 | PESS-A-L3 | D49 | PESW-E-8Y | D50 |
| PCV-BLANKAY | D41 | PESS-A-LF | D49 | PESW-E-9Y | D50 |
| PCV-BLANKBY | D42 | PESS-A-N | D49 | PFX-0 | D16 |
| PCV-BLANKCY | D42 | PESS-A-PE | D49 | PFX-2 | D16 |
| PCV-ESAY | D42 | PESS-A-RC10 | D50 | PLD-11 | D45 |
| PCV-ESBY | D42 | PESS-A-RC25 | D50 | PLD-12 | D44 |
| PCV-ESCY | D42 | PESS-A-RC50 | D50 | PLD-17 | D45 |
| PCV-FAAY | D42 | PESS-A-RCE | D50 | PLD-18 | D45 |
| PCV-FABY | D42 | PESS-A-ROHS | D50 | PLD-22 | D45 |
| PCV-FACY | D42 | PESS-A-SS | D49 | PLD-28 | D45 |
| PCV-FOAY | D42 | PESS-BCE | D49 | PLD-29 | D45 |
| PCV-FOBY | D42 | PESS-B-ES | D49 | PLD-3 | D45 |
| PCV-FOCAY | D42 | PESS-B-L1 | D49 | PLD-30 | D44 |
| PCV-FOCBY | D42 | PESS-B-L2 | D49 | PLD-36 | D44 |
| PCV-FOCCY | D42 | PESS-B-L3 | D49 | PLD-37 | D44 |
| PCV-FOCY | D42 | PESS-B-N | D49 | PLD-38 | D44 |
| PCV-FOMY | D43 | PESS-B-SS | D49 | PLD-4 | D45 |
| PCV-FORY | D43 | PESS-C-CE | D49 | PLD-43 | D44 |
| PCV-MAINAY | D42 | PESS-C-ES | D49 | PLD-45 | D44 |
| PCV-MAINBY | D42 | PESS-C-L1 | D49 | PLD-46 | D44 |
| PCV-MAINCY | D42 | PESS-C-L2 | D49 | PLD-47 | D44 |
| PCV-TELEAY | D42 | PESS-C-L3 | D49 | PLD-52 | D44 |
| PCV-TELEBY | D42 | PESS-C-N | D49 | PLD-56 | D44 |
| PCV-TELECY | D42 | PESS-C-SS | D49 | PLD-57 | D45 |
| PCWL-ACC | D48 | PESS-D-CE | D49 | PLD-58 | D44 |
| PCWL-BL | D48 | PESS-D-ES | D49 | PLD-60 | D45 |
| PCWL-CAL | D48 | PESS-D-L1 | D49 | PLD-62 | D45 |
| PCWL-CALD | D48 | PESS-D-L2 | D49 | PLD-63 | D45 |
| PCWL-ICAL | D48 | PESS-D-L3 | D49 | PLD-64 | D45 |
| PCWL-REJ | D48 | PESS-D-N | D49 | PLD-67 | D44 |
| PEIP-A-12Y | D46 | PESS-D-SS | D49 | PLD-68 | D44 |
| PEIP-A-13Y | D46 | PESS-E-CE | D49 | PLD-7 | D45 |
| PEIP-A-14Y | D46 | PESS-E-ES | D49 | PLD-71 | D45 |
| PEIP-A-15Y | D46 | PESS-E-L1 | D49 | PLD-72 | D44 |
| PEIP-D-12Y | D46 | PESS-E-L2 | D49 | PLD-74 | D44 |
| PEIP-D-13Y | D46 | PESS-E-L3 | D49 | PLD-77 | D45 |
| PEIP-D-14Y | D46 | PESV-C-3 | D52 | PLD-78 | D45 |
| PEIP-D-15Y | D46 | PESV-D-3 | D52 | PLD-80 | D44 |
| PESC-H-AT | D48 | PESV-E-3 | D52 | PLD-81 | D44 |
| PESC-H-E | D48 | PESW-A-11Y | D50 | PLD-91 | D44 |
| PESC-H-EC | D48 | PESW-A-1Y | D50 | PMSCLL | D38 |
| PESC-H-HT | D48 | PESW-A-6Y | D50 | PMSCLM | D38 |
| PESC-H-PE | D48 | PESW-A-8Y | D50 | PMSCLN | D38 |
| PESC-J-AT | D48 | PESW-A-9Y | D50 | PMSCLP | D38 |

Order number of pieces required, in multiples of Standard Package Quantity.

Prime items appear in **BOLD**.

| Part Number | Page No. | Part Number | Page No. | Part Number | Page No. |
|----------------------|----------|----------------------|----------|--------------------|----------|
| PPS0202B493 | D24 | PPS0710DV002 | D22 | PRL150YB-A – | |
| PPS0204W2100 | D30 | PPS0710DV003 | D22 | PRL150YB-Z | E11 |
| PPS0204W2100-F | D30 | PPS0710DV004 | D22 | PRL150YB-DSH | E11 |
| PPS0305C174 | D24 | PPS0710DV005 | D22 | PRL250YB-0 – | |
| PPS0305D70 | D19 | PPS0710DV006 | D22 | PRL250YB-9 | E11 |
| PPS0305D72 | D19 | PPS0710DV007 | D22 | PRL250YB-A – | |
| PPS0305D73 | D20 | PPS0710DV008 | D22 | PRL250YB-Z | E11 |
| PPS0305D75 | D20 | PPS0710DV009 | D22 | PRL250YB-DSH | E11 |
| PPS0305D70 | D19 | PPS0710DV010 | D22 | PROG-CCCD | F4 |
| PPS0305D72 | D19 | PPS0710DV0011 | D22 | PROG-EM2GO .D35,F3 | |
| PPS0305D73 | D20 | PPS0710DV0012 | D22 | PROG-EMCD3 .D35,F3 | |
| PPS0305D75 | D20 | PPS0710DV0013 | D22 | PRS0310F319 | D28 |
| PPS0305D76 | D20 | PPS0710DV0014 | D22 | PRS0710B251 | D27 |
| PPS0305D79 | D20 | PPS0710DV0015 | D22 | PRS0710B364 | D20 |
| PPS0305N107 | D27 | PPS0710DV0016 | D22 | PRS0710B430 | D28 |
| PPS0305N108 | D27 | PPS0710DV0017 | D22 | PRS0710BWHT | D38 |
| PPS0305W2100 | D30 | PPS0710DV0018 | D22 | PRS0710BYEL | D38 |
| PPS0305W2200 | D21 | PPS0710DV0019 | D22 | PRS0710C442 | D38 |
| PPS0503C181SE | D21 | PPS0710G001 | D29 | PRS0710C96 | D24 |
| PPS0503C95 | D19 | PPS0710G020 | D29 | PRS0710C97 | D24 |
| PPS0507W2100 | D30 | PPS0710N105 | D25 | PRS0710C98 | D27 |
| PPS0507W2100-F | D30 | PPS0710N191 | D24 | PRS0710D440 | D38 |
| PPS0507W2200 | D21 | PPS0710N203 | D20 | PRS0710D68 | D20 |
| PPS0514B265 | D27 | PPS0710N443 | D38 | PRS0710D72 | D19 |
| PPS0514B363 | D21 | PPS1007D72SE | D21 | PRS0710N105 | D25 |
| PPS0710B113 | D28 | PPS1014BWHT | D38 | PRS0710N107 | D27 |
| PPS0710B114 | D28 | PPS1014BYEL | D38 | PRS0710N108 | D27 |
| PPS0710B364 | D20 | PPS1014C141 | D19 | PRS0710N443 | D38 |
| PPS0710B380 | D28 | PPS1014C442 | D38 | PRS0710W104 | D25 |
| PPS0710B430 | D28 | PPS1014D28 | D21 | PRS0710W67 | D23 |
| PPS0710BWHT | D38 | PPS1014D440 | D38 | PRS0910D453 | D21 |
| PPS0710BYEL | D38 | PPS1014D66 | D19 | PRS1007C95 | D19 |
| PPS0710C141 | D19 | PPS1014D70 | D19 | PRS1014B109 | D28 |
| PPS0710C142 | D19 | PPS1014D71 | D19 | PRS1014B110 | D28 |
| PPS0710C143 | D19 | PPS1014D72 | D19 | PRS1014B111 | D28 |
| PPS0710C442 | D38 | PPS1014D73 | D20 | PRS1014B112 | D28 |
| PPS0710C90 | D27 | PPS1014D74 | D20 | PRS1014B113 | D28 |
| PPS0710C91 | D27 | PPS1014D75 | D20 | PRS1014B114 | D28 |
| PPS0710C92 | D27 | PPS1014D76 | D20 | PRS1014B364 | D20 |
| PPS0710C94 | D25 | PPS1014D80 | D23 | PRS1014BWHT | D38 |
| PPS0710C98 | D27 | PPS1014D81 | D19 | PRS1014BYEL | D38 |
| PPS0710C99 | D27 | PPS1014DV016 | D22 | PRS1014C135 | D27 |
| PPS0710D101 | D23 | PPS1014DV018 | D22 | PRS1014C142 | D19 |
| PPS0710D104 | D25 | PPS1014G002 | D29 | PRS1014C442 | D38 |
| PPS0710D116 | D26 | PPS1014N203 | D20 | PRS1014C85 | D25 |
| PPS0710D121 | D24 | PPS1014N443 | D38 | PRS1014C88 | D24 |
| PPS0710D124 | D23 | PPS1209G010 | D29 | PRS1014C90 | D27 |
| PPS0710D125 | D25 | PPS1209G011 | D29 | PRS1014C91 | D27 |
| PPS0710D129 | D23 | PPS1209G012 | D29 | PRS1014C92 | D27 |
| PPS0710D24 | D23 | PPS1420BWHT | D38 | PRS1014C94 | D25 |
| PPS0710D28 | D21 | PPS1420BYEL | D38 | PRS1014C99 | D27 |
| PPS0710D440 | D38 | PPS1420C442 | D38 | PRS1014D104 | D25 |
| PPS0710D66 | D19 | PPS1420D440 | D38 | PRS1014D115 | D26 |
| PPS0710D69 | D26 | PPS1420N443 | D38 | PRS1014D116 | D26 |
| PPS0710D70 | D19 | PRL100BY-0 – | | PRS1014D117 | D26 |
| PPS0710D72 | D19 | PRL100BY-9 | E11 | PRS1014D118 | D20 |
| PPS0710D73 | D20 | PRL100BY-18KIT | E11 | PRS1014D120 | D26 |
| PPS0710D75 | D20 | PRL100BY-36KIT | E11 | PRS1014D121 | D24 |
| PPS0710D76 | D20 | PRL100BY-A – | | PRS1014D123 | D24 |
| PPS0710D77 | D23 | PRL100BY-Z | E11 | PRS1014D126 | D24 |
| PPS0710D78 | D19 | PRL100BY-BLNK | E11 | PRS1014D127 | D24 |
| PPS0710D79 | D20 | PRL100BY-DSH | E11 | PRS1014D128 | D24 |
| PPS0710DV001 | D22 | PRL150YB-0 – | | PRS1014D130 | D23 |
| | | PRL150YB-9 | E11 | PRS1014D131 | D20 |

| Part Number | Page No. | Part Number | Page No. | Part Number | Page No. |
|-------------|----------|----------------|----------|---------------------|----------|
| PRS1014D132 | D23 | PSL-8BL | C1 | PSL-PL1YELY | C6 |
| PRS1014D440 | D38 | PSL-8BR | C1 | PSL-SC | C7 |
| PRS1014D67 | D23 | PSL-8BU | C1 | PSL-STATION.B12-B13 | |
| PRS1014D69 | D26 | PSL-8GR | C1 | PSL-STEPS | A2 |
| PRS1014D70 | D19 | PSL-8-LABEL | C1 | PSL-TG1 | C7 |
| PRS1014D71 | D19 | PSL-8OR | C1 | PSL-V13 | B6 |
| PRS1014D72 | D19 | PSL-8PU | C1 | PSL-V2A | B6 |
| PRS1014D73 | D20 | PSL-8YL | C1 | PSL-V4 | B6 |
| PRS1014D78 | D19 | PSL-9 | C4 | PSL-V6A | B6 |
| PRS1014D79 | D20 | PSL-9-LS | C4 | PSL-V9 | B6 |
| PRS1014D82 | D19 | PSL-BFV | B7 | PSL-WS | B5 |
| PRS1014D85 | D25 | PSL-BV1 | B7 | PSL-WS1A | B6 |
| PRS1014D86 | D27 | PSL-BV2 | B7 | PSSB-13 | D41 |
| PRS1014D87 | D23 | PSL-BV3 | B7 | PST-1 | D40 |
| PRS1014D89 | D20 | PSL-BX | B13 | PST-12 | D12 |
| PRS1014N443 | D38 | PSL-CB | B1 | PST-2 | D40 |
| PRS1209B317 | D28 | PSL-CB-3PC | B3 | PST-3 | D12 |
| PRS1410N106 | D18 | PSL-CBIL | B1 | PST-4 | D40 |
| PRS1420BWHT | D38 | PSL-CBILNT | B1 | PST-5 | D40 |
| PRS1420BYEL | D38 | PSL-CBKIT | B3 | PST-FO | D16 |
| PRS1420C442 | D38 | PSL-CBL | B2 | PST-FOBLNK | D16 |
| PRS1420D440 | D38 | PSL-CBNT | B1 | PT2S-ARW | E3 |
| PRS1420D75 | D20 | PSL-CBWL | B14 | PT2S-BLK | E3 |
| PRS1420N443 | D38 | PSL-CL110 | B4 | PT2S-RED | E3 |
| PSL-1 | C5 | PSL-CL480 | B4 | PT-BGND | D16 |
| PSL-1.5 | C5 | PSL-CS | C4 | PT-GND | D16 |
| PSL-1.5A | C5 | PSL-ERB | B5 | PT-TGND | D16 |
| PSL-10SA | B13 | PSL-GLBN | B14 | PVL100BY-0-Y | E8 |
| PSL-10SWCA | B13 | PSL-GLBNSS | B14 | PVL100BY-1-Y | E8 |
| PSL-1A | C5 | PSL-HD1 | C5 | PVL100BY-9-Y | E8 |
| PSL-20SA | B13 | PSL-HD2.4 | C5 | PVL100BY-A-Y | E8 |
| PSL-20SWCA | B13 | PSL-HD3 | C5 | PVL100BY-Z-Y | E8 |
| PSL-4SA | B13 | PSL-KT | B13 | PVL200BY-0-Y | E8 |
| PSL-4SWCA | B13 | PSL-KT-CONA | B10 | PVL200BY-1-Y | E8 |
| PSL-6 | C3 | PSL-KT-MROA | B11 | PVL200BY-9-Y | E8 |
| PSL-6BL | C3 | PSL-KT-PWR | B12 | PVL200BY-A-Y | E8 |
| PSL-6BL-LS | C3 | PSL-LOTO-TRAIN | A1 | PVL200BY-Z-Y | E8 |
| PSL-6BU | C3 | PSL-MCB | B2 | PVL200BY-DSH-Y | E8 |
| PSL-6BU-LS | C3 | PSL-MCBNT | B2 | PVS0109D72Y | D19 |
| PSL-6GR | C3 | PSL-MLD | B8, C5 | PVS0204C171Y | D18 |
| PSL-6GR-LS | C3 | PSL-MLDC | B8 | PVS0204C176Y | D18 |
| PSL-6-LS | C3 | PSL-MLDC200 | B8 | PVS0204C177Y | D18 |
| PSL-6WH | C3 | PSL-MLDC200T | B8 | PVS0204C178Y | D24 |
| PSL-6WH-LS | C3 | PSL-MLD-CRIMP | B8 | PVS0204C179Y | D18 |
| PSL-6YL | C3 | PSL-MLDCT | B8 | PVS0204D100Y | D23 |
| PSL-6YL-LS | C3 | PSL-MLDH-X | B8, C5 | PVS0204D2101Y | D31 |
| PSL-7 | C2 | PSL-MLDT | B8 | PVS0204D72Y | D19 |
| PSL-7BL | C2 | PSL-MLD-TOOL | B8 | PVS0204W172Y | D18 |
| PSL-7BL-LS | C2 | PSL-NC3 | C5 | PVS0204W2103Y | D31 |
| PSL-7BR | C2 | PSL-P | B3 | PVS0209D445Y | D27 |
| PSL-7BR-LS | C2 | PSL-PC | C8 | PVS0305C174Y | D24 |
| PSL-7BU | C2 | PSL-PE1 | C7 | PVS0305D2101Y | D31 |
| PSL-7BU-LS | C2 | PSL-PE2 | C7 | PVS0305W2102Y | D30 |
| PSL-7GR | C2 | PSL-PEL | B9 | PVS0305W2102Y-S | D30 |
| PSL-7GR-LS | C2 | PSL-PI | B4 | PVS0305W2103Y | D31 |
| PSL-7-LS | C2 | PSL-PK | B13 | PVS0305W2201Y | D21 |
| PSL-7OR | C2 | PSL-PK-EA | B9 | PVS0503N458Y | D18 |
| PSL-7OR-LS | C2 | PSL-PL1BLKY | C6 | PVS0505C174Y | D24 |
| PSL-7PU | C2 | PSL-PL1BLUY | C6 | PVS0507D2101Y | D31 |
| PSL-7PU-LS | C2 | PSL-PL1GRNY | C6 | PVS0507W2103Y | D31 |
| PSL-7YL | C2 | PSL-PL1REDY | C6 | PVS0507W2104Y-0 | D32 |
| PSL-7YL-LS | C2 | PSL-PL1REDY-D | C6 | PVS0507W2104Y-1 | D32 |
| PSL-8 | C1 | PSL-PL1WHY | C6 | | |


| Part Number | Page No. | Part Number | Page No. | Part Number | Page No. |
|------------------------|----------|----------------------|----------|----------------------|----------|
| PVS0507W2104Y-2 .D32 | | S | | TDP43MED35, F2 | |
| PVS0507W2104Y-3 .D32 | | SEZ-1CLLD37 | | W | |
| PVS0507W2104Y-4 .D32 | | SEZ-1DLLD37 | | WL1D51 | |
| PVS0507W2106Y-0 .D32 | | SEZ-1NLLD37 | | WL3D51 | |
| PVS0507W2106Y-1 .D32 | | SEZ-1WHLLD37 | | WL32YD51 | |
| PVS0507W2106Y-2 .D32 | | SEZ-1WLLD37 | | WL33YD51 | |
| PVS0507W2106Y-3 .D32 | | SEZ-1YLLD37 | | WL35YD51 | |
| PVS0507W2106Y-4 .D32 | | SEZ-RSC1D39 | | WL36YD51 | |
| PVS0507W2201YD21 | | SEZ-RSC2D39 | | | |
| PVS0509B364YD20 | | SEZ-RSC3D39 | | | |
| PVS0705D2105Y-S.D31 | | SEZ-RSC4D39 | | | |
| PVS0705W2105Y-S.D31 | | SEZ-SNC1D39 | | | |
| PVS0710B364YD20 | | SEZ-SNC2D39 | | | |
| PVS0710C173YD18 | | SEZ-SNC3D39 | | | |
| PVS0710C180YD18 | | SEZ-SNC4D39 | | | |
| PVS0710D72YD19 | | SEZ-TAGORD41 | | | |
| PVT-110D13 | | SEZ-TAGWHD41 | | | |
| PVT-111D13 | | SEZ-TAGYD41 | | | |
| PVT-112D14 | | | | | |
| PVT-113-QD15 | | T | | | |
| PVT-118-QD15 | | T100X000RP1E4 | | | |
| PVT-148-QD6 | | T100X000RU1E4 | | | |
| PVT-15D1 | | T100X000RX1E4 | | | |
| PVT-150-FD11 | | T100X000VP1YE2 | | | |
| PVT-150-QD6 | | T100X000VQ1YE2 | | | |
| PVT-153-QD7 | | T100X000VS1YE2 | | | |
| PVT-155-QD7 | | T100X000VU1YE2 | | | |
| PVT-156-QD7 | | T100X000VW1YE2 | | | |
| PVT-157-QD8 | | T100X000VX1YE2 | | | |
| PVT-158-QD8 | | T100X000VY1YE2 | | | |
| PVT-160-QD8 | | T200X000RP1E4 | | | |
| PVT-161-QD10 | | T200X000RU1E4 | | | |
| PVT-165-QD10 | | T200X000RX1E4 | | | |
| PVT-179-QD15 | | T200X000VP1YE2 | | | |
| PVT-199-QD15 | | T200X000VQ1YE2 | | | |
| PVT-200-QD15 | | T200X000VS1YE2 | | | |
| PVT-23D2 | | T200X000VU1YE2 | | | |
| PVT-238-QD9 | | T200X000VV1YE2 | | | |
| PVT-23-QD2 | | T200X000VW1YE2 | | | |
| PVT-30D2 | | T200X000VX1YE2 | | | |
| PVT-30-QD2 | | T200X000VY1YE2 | | | |
| PVT-41D2 | | T200X000Y2TE3 | | | |
| PVT-41-FD11 | | T200X000YK1E2 | | | |
| PVT-42-QD3 | | T225X000YK1E2 | | | |
| PVT-43D3 | | T400X000RP1E4 | | | |
| PVT-44D3 | | T400X000A91D34 | | | |
| PVT-44-QD3 | | T400X000RP1E4 | | | |
| PVT-56-QD4 | | T400X000RQ1E4 | | | |
| PVT-57-QD4 | | T400X000RU1E4 | | | |
| PVT-62-QD4 | | T400X000RW1E4 | | | |
| PVT-94-QD14 | | T400X000RX1E4 | | | |
| PVT-95-QD14 | | T400X000VP1YE2 | | | |
| PVT-96D5 | | T400X000VQ1YE2 | | | |
| PVT-96-QD5 | | T400X000VS1YE2 | | | |
| PVT-97D5 | | T400X000VU1YE2 | | | |
| PVT-97-QD5 | | T400X000VV1YE2 | | | |
| PVT-97S-QD10 | | T400X000VW1YE2 | | | |
| PVT-98D5 | | T400X000VX1YE2 | | | |
| PVT-98-FD11 | | T400X000VY1YE2 | | | |
| PVT-98-QD5 | | T400X000Y2TE3 | | | |
| PVT-99D6 | | T400X000YK1E2 | | | |
| PVT-9-QD1 | | T400X000YX1D34 | | | |
| | | T425X000YK1E2 | | | |

Panduit is a global leader in cabling and communication products, delivering end-to-end solutions in support of demanding electrical and networking requirements.

Panduit Catalogs

Electrical Solutions


SA-ELCB10



- **Bundle**
 - Cable Ties
 - Cable Accessories
 - Stainless Steel Cable Ties and Accessories
- **Route/Protect**
 - Wiring Duct
 - Surface Raceway
 - Abrasion Protection
 - Cable Management
- **Terminate**
 - Terminals
 - Power Connectors
 - Grounding Connectors
- **Identification and Safety Solutions**
 - Labeling Systems
 - Labels
 - Pre-Printed and Write-On Markers
 - Permanent Identification
 - Lockout/Tagout and Safety Solutions

Network Connectivity

SA-NCCB51



- Copper Systems
- Fiber Optic Systems
- Power over Ethernet
- Zone Cabling
- Wireless
- Outlets
- Media Distribution
- Physical Infrastructure Management
- Overhead and Underfloor Routing
- Surface Raceway
- Cabinets, Racks, and Cable Management
- Grounding and Bonding
- Industrial
- Labeling and Identification
- Cable Management Accessories



Компания «ЭлектроПласт» предлагает заключение долгосрочных отношений при поставках импортных электронных компонентов на взаимовыгодных условиях!

Наши преимущества:

- Оперативные поставки широкого спектра электронных компонентов отечественного и импортного производства напрямую от производителей и с крупнейших мировых складов;
- Поставка более 17-ти миллионов наименований электронных компонентов;
- Поставка сложных, дефицитных, либо снятых с производства позиций;
- Оперативные сроки поставки под заказ (от 5 рабочих дней);
- Экспресс доставка в любую точку России;
- Техническая поддержка проекта, помощь в подборе аналогов, поставка прототипов;
- Система менеджмента качества сертифицирована по Международному стандарту ISO 9001;
- Лицензия ФСБ на осуществление работ с использованием сведений, составляющих государственную тайну;
- Поставка специализированных компонентов (Xilinx, Altera, Analog Devices, Intersil, Interpoint, Microsemi, Aeroflex, Peregrine, Syfer, Eurofarad, Texas Instrument, Miteq, Cobham, E2V, MA-COM, Hittite, Mini-Circuits, General Dynamics и др.);

Помимо этого, одним из направлений компании «ЭлектроПласт» является направление «Источники питания». Мы предлагаем Вам помощь Конструкторского отдела:

- Подбор оптимального решения, техническое обоснование при выборе компонента;
- Подбор аналогов;
- Консультации по применению компонента;
- Поставка образцов и прототипов;
- Техническая поддержка проекта;
- Защита от снятия компонента с производства.



Как с нами связаться

Телефон: 8 (812) 309 58 32 (многоканальный)

Факс: 8 (812) 320-02-42

Электронная почта: org@eplast1.ru

Адрес: 198099, г. Санкт-Петербург, ул. Калинина, дом 2, корпус 4, литера А.