

DESCRIPTION

This surface mountable 1 watt Zener diode series is electrically equivalent to the 1N4728A thru 1N4764A registration in the DO-41 equivalent package except that it meets the JEDEC surface mount outline DO-213AB. It is an ideal selection for applications of high density and low parasitic requirements for voltage regulation. Standard voltage tolerance is +/- 5% with tighter tolerances available down to 1%. With its glass hermetic qualities, it may also be used for high reliability applications when required by a source control drawing (SCD).

IMPORTANT: For the most current data, consult MICROSEMI's website: <http://www.microsemi.com>

APPEARANCE



DO-213AB

FEATURES

- Electrically similar to the JEDEC registered 1N4728 thru 1N4764 zener series
- Zener voltages available 3.3V to 100V
- Standard voltage tolerances are +/- 5% with "A" suffix and 10 % with no suffix identification
- Tight tolerances available in plus or minus 2% or 1% with C or D suffix respectively
- Options for screening in accordance with MIL-PRF-19500 for JAN, JANTX, JANTXV, and JANS are available by adding MQ, MX, MV, or MSP prefixes respectively to part numbers.
- Surface mount equivalents also available as SMAJ4728A to SMAJ4764A and SMAJ4728A to SMAJ4764A
- RoHS Compliant devices also available by adding e3 suffix
- Plastic body axial-leaded Zener equivalents are also available as 1N4728A to 1N4764A

APPLICATIONS / BENEFITS

- Regulates voltage over a broad operating current and temperature range
- Wide selection from 3.3 to 100 V
- Leadless package for surface mounting
- Ideal for high density mounting
- Nonsensitive to ESD
- Hermetically sealed glass package
- Specified capacitance (see Figure 2)
- Inherently radiation hard per MicroNote 050

MAXIMUM RATINGS

- Power dissipation at 25°C: 1.0 watts (also see derating in Figure 1).
- Operating and Storage temperature: -65°C to +175°C
- Thermal Resistance: 50°C/W junction to end cap, or 130°C/W junction to ambient when mounted on FR4 PC board (1 oz Cu) with recommended footprint (see last page)
- Steady-State Power: 1.00 watts at $T_{EC} \leq 125^{\circ}\text{C}$, or 1.00 watts at $T_A \leq 45^{\circ}\text{C}$ when mounted on FR4 PC board and recommended footprint as described for thermal resistance (also see Figure 1)
- Forward voltage @200 mA: 1.2 volts (maximum)
- Solder Temperatures: 260°C for 10 s (max)

MECHANICAL AND PACKAGING

- CASE: Hermetically sealed DO-213AB glass MELF
- TERMINALS: Tin-Lead or RoHS Compliant annealed matte-Tin plating solderable per MIL-STD-750, method 2026
- POLARITY: Cathode indicated by band. Diode to be operated with the banded end positive with respect to the opposite end for Zener regulation
- MARKING: Cathode band only
- TAPE & REEL optional: Standard per EIA-481-B with 12 mm tape, 1500 per 7 inch reel or 5000 per 13 inch reel (add "TR" suffix to part number)
- WEIGHT: 0.05 grams
- See package dimensions & recommended mounting pad on last page

ELECTRICAL CHARACTERISTICS @ T_c = 30°C

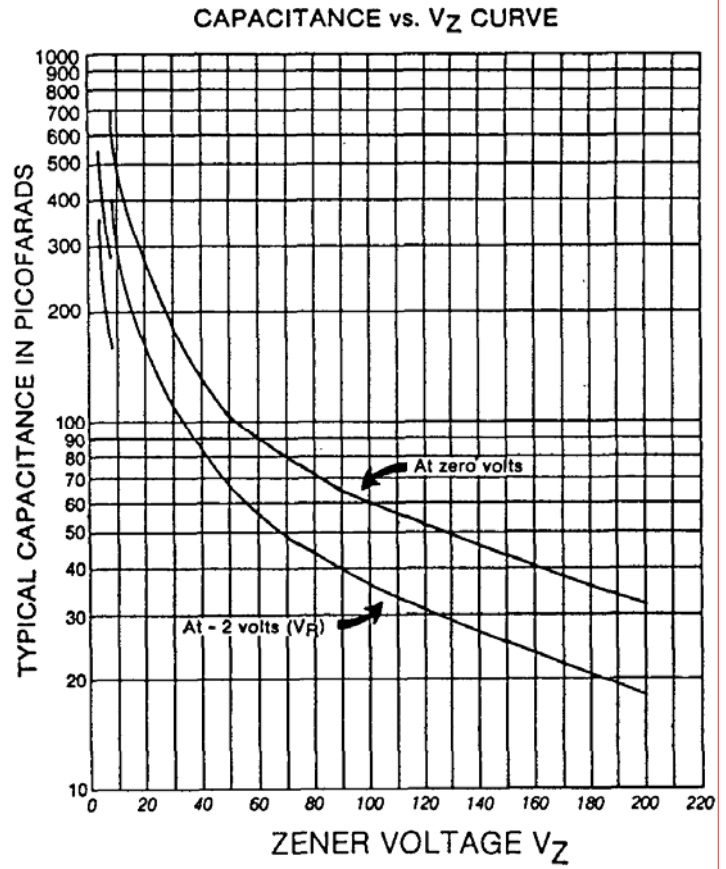
| TYPE NUMBER (NOTE 1 & 5) | ZENER VOLTAGE (NOTE 4) | TEST CURRENT | MAXIMUM DYNAMIC IMPEDANCE (Note 2) | MAXIMUM REVERSE CURRENT | TEST VOLTAGE | MAXIMUM REGULATOR CURRENT T _A = 50°C | MAXIMUM KNEE IMPEDANCE (NOTE2) | TEST CURRENT | MAXIMUM (SURGE) CURRENT (NOTE 3) |
|-----------------------------|---------------------------|-----------------------|---|---------------------------------------|-------------------------|--|---|-----------------------|-------------------------------------|
| | V _Z Volts | I _{ZT} mA | Z _{ZT} @ I _{ZT} Ohms | I _R @ V _R µA | V _R Volts | I _{ZM} mA | Z _{ZK} @ I _{ZK} Ohms | I _{ZK} mA | I _S mA |
| 1N4728AUR | 3.3 | 76 | 10 | 100 | 1 | 276 | 400 | 1.0 | 1380 |
| 1N4729AUR | 3.6 | 69 | 10 | 100 | 1 | 252 | 400 | 1.0 | 1260 |
| 1N4730AUR | 3.9 | 64 | 9 | 50 | 1 | 234 | 400 | 1.0 | 1190 |
| 1N4731AUR | 4.3 | 58 | 9 | 10 | 1 | 217 | 400 | 1.0 | 1070 |
| 1N4732AUR | 4.7 | 53 | 8 | 10 | 1 | 193 | 500 | 1.0 | 970 |
| 1N4733AUR | 5.1 | 49 | 7 | 10 | 1 | 178 | 550 | 1.0 | 890 |
| 1N4734AUR | 5.6 | 45 | 5 | 10 | 2 | 162 | 600 | 1.0 | 810 |
| 1N4735AUR | 6.2 | 41 | 2 | 10 | 3 | 146 | 700 | 1.0 | 730 |
| 1N4736AUR | 6.8 | 37 | 3.5 | 10 | 4 | 133 | 700 | 1.0 | 660 |
| 1N4737AUR | 7.5 | 34 | 4.0 | 10 | 5 | 121 | 700 | 0.5 | 605 |
| 1N4738AUR | 8.2 | 31 | 4.5 | 10 | 6 | 110 | 700 | 0.5 | 550 |
| 1N4739AUR | 9.1 | 28 | 5.0 | 10 | 7 | 100 | 700 | 0.5 | 500 |
| 1N4740AUR | 10 | 25 | 7 | 10 | 7.6 | 91 | 700 | 0.25 | 454 |
| 1N4741AUR | 11 | 23 | 8 | 5 | 8.4 | 83 | 700 | 0.25 | 414 |
| 1N4742AUR | 12 | 21 | 9 | 5 | 9.1 | 76 | 700 | 0.25 | 380 |
| 1N4743AUR | 13 | 19 | 10 | 5 | 9.9 | 69 | 700 | 0.25 | 344 |
| 1N4744AUR | 15 | 17 | 14 | 5 | 11.4 | 61 | 700 | 0.25 | 304 |
| 1N4745AUR | 16 | 15.5 | 16 | 5 | 12.2 | 57 | 700 | 0.25 | 285 |
| 1N4746AUR | 18 | 14 | 20 | 5 | 13.7 | 50 | 750 | 0.25 | 250 |
| 1N4747AUR | 20 | 12.5 | 22 | 5 | 15.2 | 45 | 750 | 0.25 | 225 |
| 1N4748AUR | 22 | 11.5 | 23 | 5 | 16.7 | 41 | 750 | 0.25 | 205 |
| 1N4749AUR | 24 | 10.5 | 25 | 5 | 18.2 | 38 | 750 | 0.25 | 190 |
| 1N4750AUR | 27 | 9.5 | 35 | 5 | 20.6 | 34 | 750 | 0.25 | 170 |
| 1N4751AUR | 30 | 8.5 | 40 | 5 | 22.8 | 30 | 1000 | 0.25 | 150 |
| 1N4752AUR | 33 | 7.5 | 45 | 5 | 25.1 | 27 | 1000 | 0.25 | 135 |
| 1N4753AUR | 36 | 7.0 | 50 | 5 | 27.4 | 25 | 1000 | 0.25 | 125 |
| 1N4754AUR | 39 | 6.5 | 60 | 5 | 29.7 | 23 | 1000 | 0.25 | 115 |
| 1N4755AUR | 43 | 6.0 | 70 | 5 | 32.7 | 22 | 1500 | 0.25 | 110 |
| 1N4756AUR | 47 | 5.5 | 80 | 5 | 35.8 | 19 | 1500 | 0.25 | 95 |
| 1N4757AUR | 51 | 5.0 | 95 | 5 | 38.8 | 18 | 1500 | 0.25 | 90 |
| 1N4758AUR | 56 | 4.5 | 110 | 5 | 42.6 | 16 | 2000 | 0.25 | 80 |
| 1N4759AUR | 62 | 4.0 | 125 | 5 | 47.1 | 14 | 2000 | 0.25 | 70 |
| 1N4760AUR | 68 | 3.7 | 150 | 5 | 51.7 | 13 | 2000 | 0.25 | 65 |
| 1N4761AUR | 75 | 3.3 | 175 | 5 | 56.0 | 12 | 2000 | 0.25 | 60 |
| 1N4762AUR | 82 | 3.0 | 200 | 5 | 62.2 | 11 | 3000 | 0.25 | 55 |
| 1N4763AUR | 91 | 2.8 | 250 | 5 | 69.2 | 10 | 3000 | 0.25 | 50 |
| 1N4764AUR | 100 | 2.5 | 350 | 5 | 76.0 | 9 | 3000 | 0.25 | 45 |

- NOTE 1:** The type numbers shown with an "A" suffix have a +/-5% tolerance on the nominal Zener voltage. Also available with suffix "C" for +/-2%, and "D" for +/-1%, while the absence of a suffix letter denotes +/- 10% tolerance.
- NOTE 2:** The Zener impedance is derived from the 60Hz ac voltage, which results when an ac current having an rms value equal to 10% of the dc Zener current (I_{ZT} or I_{ZK}) is superimposed on I_{ZT} or I_{ZK}. Zener impedance is measured at two points to ensure a sharp knee on the breakdown curve and eliminate unstable units.
- NOTE 3:** The reverse surge current is measured at 25°C ambient using a ½ square wave or equivalent sine wave pulse 1/120 second duration superimposed on I_{ZT}.
- NOTE 4:** Voltage measurements to be performed 90 seconds after application of dc current.
- NOTE 5:** This product series has also been previously identified as the MLL4728A thru MLL4764A series. This alternate name may still be used.

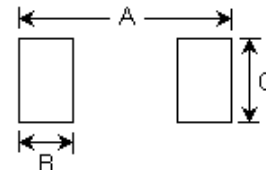
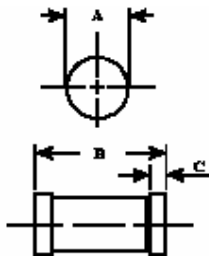
GRAPHS



Power Derating Curve Where T_{EC} is End Cap Temp and T_A is Ambient Temperature on FR4 PC board.



PACKAGE DIMENSIONS



| DIM | INCHES | | MILLIMETERS | |
|-----|--------|-------|-------------|------|
| | MIN | MAX | MIN | MAX |
| A | 0.094 | 0.105 | 2.39 | 2.66 |
| B | 0.189 | 0.205 | 4.80 | 5.20 |
| C | 0.016 | 0.022 | 0.41 | 0.55 |

PAD LAYOUT

| | INCHES | mm |
|---|--------|------|
| A | .276 | 7.00 |
| B | 0.070 | 1.8 |
| C | 0.110 | 2.8 |

Mouser Electronics

Authorized Distributor

Click to View Pricing, Inventory, Delivery & Lifecycle Information:

Microchip:

[1N4733AUR](#) [1N4745AUR](#) [1N4742AUR](#) [1N4729AUR](#) [1N4741AUR](#) [1N4744AUR](#) [1N4728AUR](#) [1N4734AUR](#)
[1N4738AUR](#) [1N4763AUR](#) [1N4760AUR](#) [1N4737AUR](#) [1N4761AUR](#) [1N4732AUR](#) [1N4743AUR](#) [1N4736AUR](#)
[1N4740AUR](#) [1N4762AUR](#) [1N4758AUR](#) [1N4739AUR](#) [1N4735AUR](#) [1N4731AUR](#) [1N4764AUR](#) [1N4730AUR](#)
[1N4736CP/TR8](#) [1N4734P/TR12](#) [1N4735P/TR8](#) [1N4734CP/TR8](#) [1N4736Ce3/TR13](#) [1N4734CPe3/TR12](#)
[1N4735CP/TR12](#) [1N4735Pe3/TR12](#) [1N4735CPe3/TR8](#) [1N4735e3/TR13](#) [1N4734P/TR8](#) [1N4736Pe3/TR12](#)
[1N4734CP/TR12](#) [1N4736UR-1](#) [1N4736e3/TR13](#) [1N4728UR-1](#) [1N4731UR-1](#) [1N4734Ce3/TR13](#) [1N4736CPe3/TR8](#)
[1N4735Pe3/TR8](#) [1N4736P/TR8](#) [1N4734UR-1](#) [1N4732UR-1](#) [1N4734CPe3/TR8](#) [1N4734Pe3/TR12](#) [1N4735Ce3/TR13](#)
[1N4735UR-1](#) [1N4734Pe3/TR8](#) [1N4736P/TR12](#) [1N4730UR-1](#) [1N4736Pe3/TR8](#) [1N4736CP/TR12](#)
[1N4736CPe3/TR12](#) [1N4735CP/TR8](#) [1N4729UR-1](#) [1N4735P/TR12](#) [1N4734e3/TR13](#) [1N4735CPe3/TR12](#) [1N4758UR-](#)
[1](#) [1N4751AUR/TR](#) [1N4736AUR/TR](#) [1N4733AURe3](#) [1N4750AUR/TR](#) [1N4747AUR/TR](#) [1N4738AURe3](#)
[1N4752AUR/TR](#) [1N4733AUR/TR](#) [1N4735AUR/TR](#) [1N4742AUR/TR](#) [1N4757AUR/TR](#) [1N4738AURe3/TR](#)
[1N4731AUR/TR](#) [1N4733AURe3/TR](#) [1N4749AUR/TR](#) [1N4759AUR/TR](#) [1N4740AUR/TR](#)



Компания «ЭлектроПласт» предлагает заключение долгосрочных отношений при поставках импортных электронных компонентов на взаимовыгодных условиях!

Наши преимущества:

- Оперативные поставки широкого спектра электронных компонентов отечественного и импортного производства напрямую от производителей и с крупнейших мировых складов;
- Поставка более 17-ти миллионов наименований электронных компонентов;
- Поставка сложных, дефицитных, либо снятых с производства позиций;
- Оперативные сроки поставки под заказ (от 5 рабочих дней);
- Экспресс доставка в любую точку России;
- Техническая поддержка проекта, помощь в подборе аналогов, поставка прототипов;
- Система менеджмента качества сертифицирована по Международному стандарту ISO 9001;
- Лицензия ФСБ на осуществление работ с использованием сведений, составляющих государственную тайну;
- Поставка специализированных компонентов (Xilinx, Altera, Analog Devices, Intersil, Interpoint, Microsemi, Aeroflex, Peregrine, Syfer, Eurofarad, Texas Instrument, Miteq, Cobham, E2V, MA-COM, Hittite, Mini-Circuits, General Dynamics и др.);

Помимо этого, одним из направлений компании «ЭлектроПласт» является направление «Источники питания». Мы предлагаем Вам помощь Конструкторского отдела:

- Подбор оптимального решения, техническое обоснование при выборе компонента;
- Подбор аналогов;
- Консультации по применению компонента;
- Поставка образцов и прототипов;
- Техническая поддержка проекта;
- Защита от снятия компонента с производства.



Как с нами связаться

Телефон: 8 (812) 309 58 32 (многоканальный)

Факс: 8 (812) 320-02-42

Электронная почта: org@eplast1.ru

Адрес: 198099, г. Санкт-Петербург, ул. Калинина, дом 2, корпус 4, литера А.