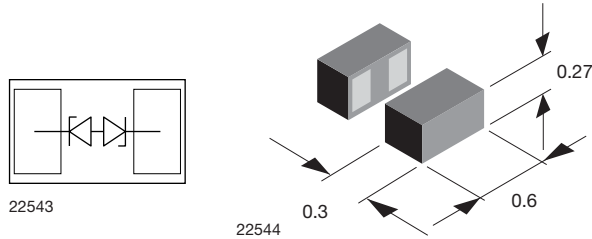




# Ultra Low Capacitance Bidirectional Symmetrical (BiSy) Single Line ESD-Protection Diode in Silicon Package



### FEATURES

- Ultra compact CLP0603 package
- Low package height < 0.3 mm
- 1-line ESD-protection
- Working range  $\pm 3.3$  V
- Low leakage current < 0.1  $\mu$ A
- Ultra low load capacitance  $C_D = 0.29$  pF typ.
- ESD-protection acc. IEC 61000-4-2  $\pm 16$  kV contact discharge  $\pm 16$  kV air discharge
- Lead plating: Au (e4)
- Lead material: Ni
- Backside coating
- Material categorization: for definitions of compliance please see [www.vishay.com/doc?99912](http://www.vishay.com/doc?99912)



### MARKING (example only)



1 = year code  
 Open circle = month code and pin 1  
 XY = type code

ORDERING INFORMATION			
DEVICE NAME	ORDERING CODE	TAPED UNITS PER REEL (8 mm TAPE ON 7" REEL)	MINIMUM ORDER QUANTITY
VBUS03B1-SD0	VBUS03B1-SD0-G4-08	15 000	15 000

PACKAGE DATA				
DEVICE NAME	PACKAGE NAME	TYPE CODE	WEIGHT	SOLDERING CONDITIONS
VBUS03B1-SD0	CLP0603	3B	0.12 mg	260 °C/10 s at terminals Reflow soldering according JEDEC® STD-020

ABSOLUTE MAXIMUM RATINGS				
PARAMETER	TEST CONDITIONS	SYMBOL	VALUE	UNIT
Peak pulse current	acc. IEC 61000-4-5, 8/20 $\mu$ s/single shot	$I_{PPM}$	2.5	A
Peak pulse power	Pin 1 to pin 2 acc. IEC 61000-4-5; $t_p = 8/20$ $\mu$ s; single shot	$P_{PP}$	45	W
ESD immunity	Contact discharge acc. IEC 61000-4-2; 10 pulses	$V_{ESD}$	$\pm 16$	kV
	Air discharge acc. IEC 61000-4-2; 10 pulses		$\pm 16$	
Operating temperature	Junction temperature	$T_J$	-55 to +150	°C
Storage temperature		$T_{stg}$	-55 to +150	°C



ESD-PROTECTION FOR HIGH-SPEED SIGNAL OR DATA LINES

The VBUS03B1-SD0 is a Bidirectional and Symmetrical (BiSy) ESD-protection device which clamps positive and negative overvoltage transients to ground. Connected between the signal or data line and the ground the VBUS03B1-SD0 offers a high isolation (low leakage current, low capacitance) within the specified working range. Due to the short leads and small package size of the tiny CLP0603 package the line inductance is very low, so that fast transients like and ESD-strike can be clamped with minimal over- or undershoots. Due to the very low capacitance the VBUS03B1-SD0 can be used for high speed data ports like HDMI, USB 3.0 or Thunderbolt.

Table with 7 columns: PARAMETER, TEST CONDITIONS/REMARKS, SYMBOL, MIN., TYP., MAX., UNIT. Rows include Protection paths, Reverse stand-off voltage, Reverse voltage, Reverse current, Reverse breakdown voltage, Reverse clamping voltage, Capacitance, Clamping voltage, and Dynamic resistance.



TYPICAL CHARACTERISTICS (T<sub>amb</sub> = 25 °C, unless otherwise specified)

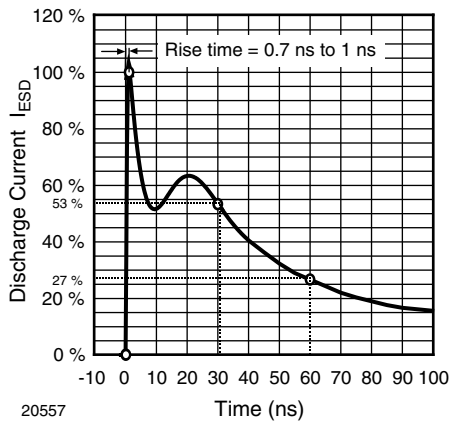


Fig. 1 - ESD Discharge Current Wave Form acc. IEC 61000-4-2 (330 Ω/150 pF)

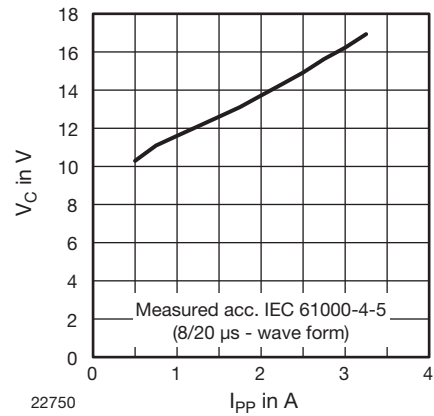


Fig. 4 - Typical Peak Clamping Voltage V<sub>C</sub> vs. Peak Pulse Current I<sub>PP</sub>

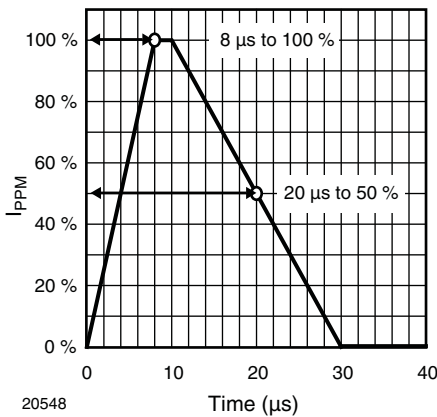


Fig. 2 - 8/20 μs Peak Pulse Current Wave Form acc. IEC 61000-4-5

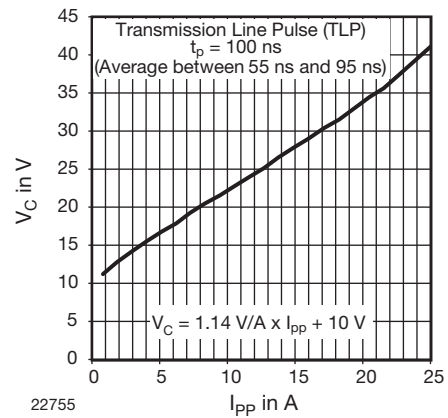


Fig. 5 - Typical Peak Clamping Voltage V<sub>C</sub> vs. Peak Pulse Current I<sub>PP</sub>

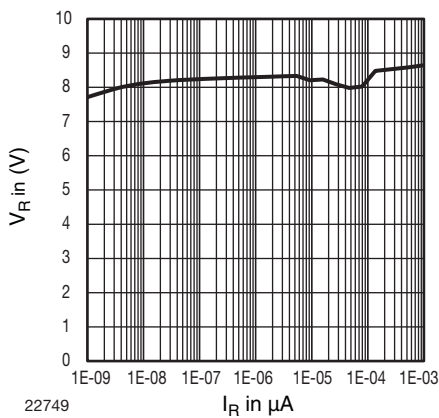
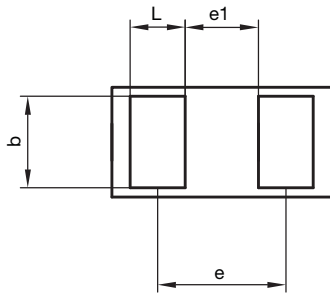


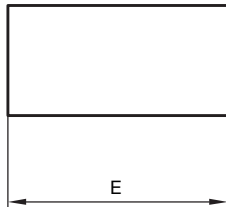
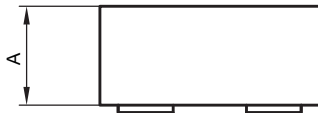
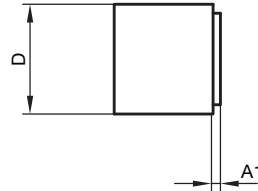
Fig. 3 - Typical Reverse Voltage V<sub>R</sub> vs. Reverse Current I<sub>R</sub>



PACKAGE DIMENSIONS in millimeters (mils): CLP0603-2L



Package = chip dimensions in mm



	Millimeters			mils		
	min.	nom.	max.	min.	nom.	max.
A	0.24	0.27	0.30	9.44	10.63	11.81
A1			0.02			0.79
b	0.22	0.25	0.28	8.66	9.84	11.02
D	0.27	0.30	0.33	10.62	11.81	12.99
E	0.57	0.60	0.63	22.44	23.62	24.80
e		0.40			15.75	
e1		0.25			9.84	
L	0.12	0.15	0.18	4.72	5.91	7.09

22740

2 terminal leadless package (CLP0603-2L LLP)

Document no.: S8-V-3906.04-023 (4)

Created - Date: 22. Nov. 2010

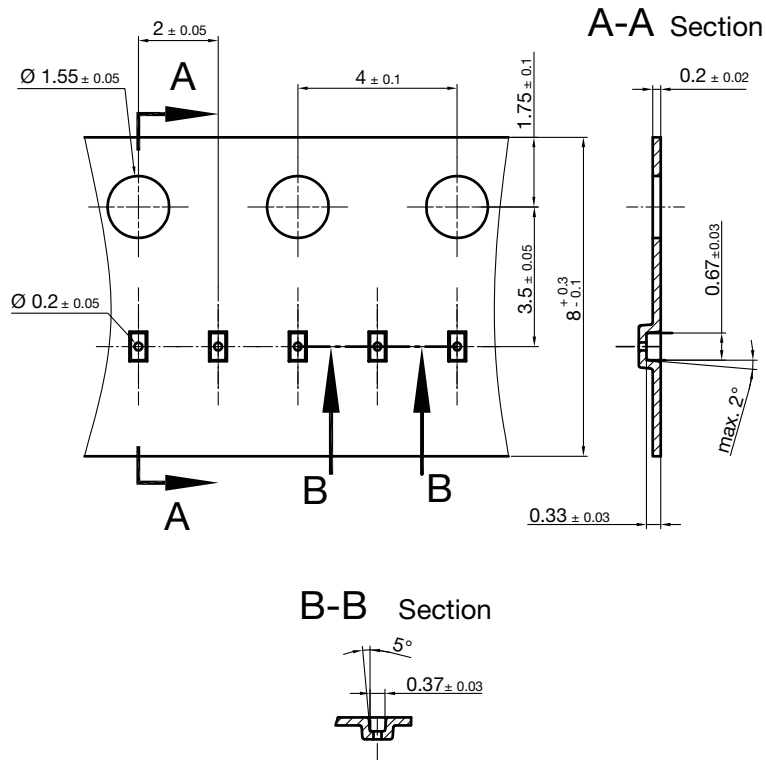
Rev.4 - Date: 07. May 2014

Footprint and soldering recommendation:

please see Application Note: [www.vishay.com/doc?85917](http://www.vishay.com/doc?85917)



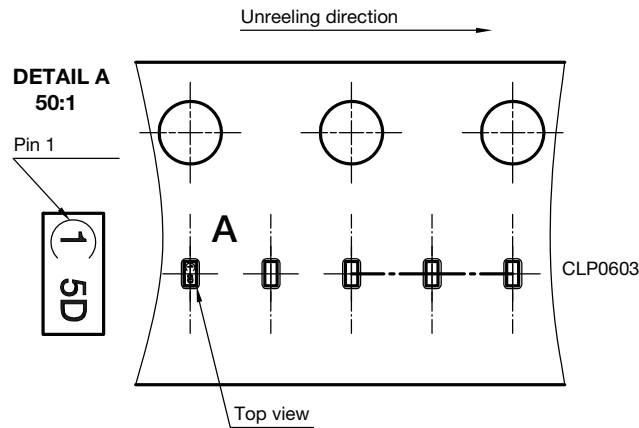
CARRIER TAPE in millimeters: CLP0603



Cummulative tolerances of 10 sprocket holes is +/-0.2mm

22591  
Document no. S8-V-3906.04-0025 (4)  
Created - Date: 22. Nov. 2010

ORIENTATION IN CARRIER CLP0603



22607  
Orientation in Carrier Tape (CLP0603)  
S8-V-3906.04-026 (4)  
22.10.2010



## Disclaimer

ALL PRODUCT, PRODUCT SPECIFICATIONS AND DATA ARE SUBJECT TO CHANGE WITHOUT NOTICE TO IMPROVE RELIABILITY, FUNCTION OR DESIGN OR OTHERWISE.

Vishay Intertechnology, Inc., its affiliates, agents, and employees, and all persons acting on its or their behalf (collectively, "Vishay"), disclaim any and all liability for any errors, inaccuracies or incompleteness contained in any datasheet or in any other disclosure relating to any product.

Vishay makes no warranty, representation or guarantee regarding the suitability of the products for any particular purpose or the continuing production of any product. To the maximum extent permitted by applicable law, Vishay disclaims (i) any and all liability arising out of the application or use of any product, (ii) any and all liability, including without limitation special, consequential or incidental damages, and (iii) any and all implied warranties, including warranties of fitness for particular purpose, non-infringement and merchantability.

Statements regarding the suitability of products for certain types of applications are based on Vishay's knowledge of typical requirements that are often placed on Vishay products in generic applications. Such statements are not binding statements about the suitability of products for a particular application. It is the customer's responsibility to validate that a particular product with the properties described in the product specification is suitable for use in a particular application. Parameters provided in datasheets and/or specifications may vary in different applications and performance may vary over time. All operating parameters, including typical parameters, must be validated for each customer application by the customer's technical experts. Product specifications do not expand or otherwise modify Vishay's terms and conditions of purchase, including but not limited to the warranty expressed therein.

Except as expressly indicated in writing, Vishay products are not designed for use in medical, life-saving, or life-sustaining applications or for any other application in which the failure of the Vishay product could result in personal injury or death. Customers using or selling Vishay products not expressly indicated for use in such applications do so at their own risk. Please contact authorized Vishay personnel to obtain written terms and conditions regarding products designed for such applications.

No license, express or implied, by estoppel or otherwise, to any intellectual property rights is granted by this document or by any conduct of Vishay. Product names and markings noted herein may be trademarks of their respective owners.

## Material Category Policy

**Vishay Intertechnology, Inc. hereby certifies that all its products that are identified as RoHS-Compliant fulfill the definitions and restrictions defined under Directive 2011/65/EU of The European Parliament and of the Council of June 8, 2011 on the restriction of the use of certain hazardous substances in electrical and electronic equipment (EEE) - recast, unless otherwise specified as non-compliant.**

**Please note that some Vishay documentation may still make reference to RoHS Directive 2002/95/EC. We confirm that all the products identified as being compliant to Directive 2002/95/EC conform to Directive 2011/65/EU.**

**Vishay Intertechnology, Inc. hereby certifies that all its products that are identified as Halogen-Free follow Halogen-Free requirements as per JEDEC JS709A standards. Please note that some Vishay documentation may still make reference to the IEC 61249-2-21 definition. We confirm that all the products identified as being compliant to IEC 61249-2-21 conform to JEDEC JS709A standards.**



Компания «ЭлектроПласт» предлагает заключение долгосрочных отношений при поставках импортных электронных компонентов на взаимовыгодных условиях!

Наши преимущества:

- Оперативные поставки широкого спектра электронных компонентов отечественного и импортного производства напрямую от производителей и с крупнейших мировых складов;
- Поставка более 17-ти миллионов наименований электронных компонентов;
- Поставка сложных, дефицитных, либо снятых с производства позиций;
- Оперативные сроки поставки под заказ (от 5 рабочих дней);
- Экспресс доставка в любую точку России;
- Техническая поддержка проекта, помощь в подборе аналогов, поставка прототипов;
- Система менеджмента качества сертифицирована по Международному стандарту ISO 9001;
- Лицензия ФСБ на осуществление работ с использованием сведений, составляющих государственную тайну;
- Поставка специализированных компонентов (Xilinx, Altera, Analog Devices, Intersil, Interpoint, Microsemi, Aeroflex, Peregrine, Syfer, Eurofarad, Texas Instrument, Miteq, Cobham, E2V, MA-COM, Hittite, Mini-Circuits, General Dynamics и др.);

Помимо этого, одним из направлений компании «ЭлектроПласт» является направление «Источники питания». Мы предлагаем Вам помощь Конструкторского отдела:

- Подбор оптимального решения, техническое обоснование при выборе компонента;
- Подбор аналогов;
- Консультации по применению компонента;
- Поставка образцов и прототипов;
- Техническая поддержка проекта;
- Защита от снятия компонента с производства.



#### Как с нами связаться

**Телефон:** 8 (812) 309 58 32 (многоканальный)

**Факс:** 8 (812) 320-02-42

**Электронная почта:** [org@eplast1.ru](mailto:org@eplast1.ru)

**Адрес:** 198099, г. Санкт-Петербург, ул. Калинина, дом 2, корпус 4, литера А.