




Surface Mount Fuses

NANO²® Fuse > 250V > Fast Acting > 476 Series

476 Series Fuse



Agency Approvals

| Agency | Agency File Number | Ampere Range |
|---|--------------------|--------------|
|  | E10480 | 1A - 15A |
|  | Pending | 1A - 5A |
|  | Pending | 1A - 5A |

Applications

- LED Lighting
- LCD/LED TVs
- Power Supply Units
- White Goods

Description

The 476 Series is a family of 250V rated fuses with a very small 2410 footprint. It is the smallest SMD fuse with this high voltage rating and is designed to mainly serve as primary side circuit protection for compact devices with high voltage requirements.




Features

- Small 2410 Footprint
- 250V Voltage Rating (1A to 5A)
- High Interrupting Ratings
- Fast-Acting
- RoHS Compliant and Halogen-Free
- Designed in accordance with IEC 60127-4 Universal Modular Fuse requirement
- Wide Operating temperature range of -55°C to 125°C
- IEC 61000-4-5 2 ed. Surge Immunity Test Compliant (1.2 x 50us/8x20us combination wave 500V/250A for <25W Lamp Category) – 3A and above ampere rating only

Electrical Characteristics for Series

| % of Ampere Rating | Ampere Rating | Opening Time |
|--------------------|---------------|---------------------------------|
| 100% | 1A - 15A | 4 Hour, Minimum |
| 125% | 1A - 5A | 1 Hour, Minimum |
| 200% | 1A - 15A | 120 Sec., Maximum |
| 1000% | 1A - 5A | 0.001 Sec., Min; 0.01 Sec., Max |

Electrical Characteristic

| Ampere Rating (A) | Amp Code | Max Voltage Rating (V) | Interrupting Rating | Nominal Cold Resistance (Ohms) | Nominal Melting I ² t (A ² sec.) | Agency Approvals | | |
|-------------------|----------|------------------------|--|--------------------------------|--|---|---|---|
| | | | | | |  |  |  |
| 1.00 | 001 | 250V | 100A @ 250VAC 300A @ 125VDC 10kA @ 86VDC | 0.1575 | 0.193 | x | P | P |
| 1.25 | 1.25 | 250V | | 0.122 | 0.276 | x | P | P |
| 1.60 | 01.6 | 250V | | 0.0825 | 0.620 | x | P | P |
| 2.00 | 002 | 250V | | 0.0448 | 0.530 | x | P | P |
| 2.50 | 02.5 | 250V | | 0.0363 | 0.910 | x | P | P |
| 3.00 | 003 | 250V | | 0.0277 | 1.660 | x | P | P |
| 3.50 | 03.5 | 250V | | 0.0234 | 2.356 | x | P | P |
| 4.00 | 004 | 250V | | 0.01839 | 2.820 | x | P | P |
| 5.00 | 005 | 250V | | 0.0157 | 4.000 | x | P | P |
| 6.30 | 06.3 | 125V | 100A@125VAC 300A@125VDC 10kA@86VDC | 0.0126 | 7.500 | x | | |
| 7.00 | 007 | 125V | | 0.0116 | 7.800 | x | | |
| 8.00 | 008 | 125V | | 0.0112 | 9.757 | x | | |
| 10.0 | 010 | 125V | | 0.0096 | 14.879 | x | | |
| 12.0 | 012 | 125V | | 0.006 | 20.635 | x | | |
| 15.0 | 015 | 125V | | 0.0045 | 61.286 | x | | |

- Notes: 1. Cold resistance measured at less than 10% of rated current at 25°C
 2. Agency Approval Table Key: X = Approved or Certified, P=Pending and Blank=Not Approved.
 3. I²t values stated for 8msec opening time.
 4. For 15A rating with 10kA@86VDC IR, please use suffix "S" for ordering. Refer to Part Numbering System for reference.

Temperature Derating Curve



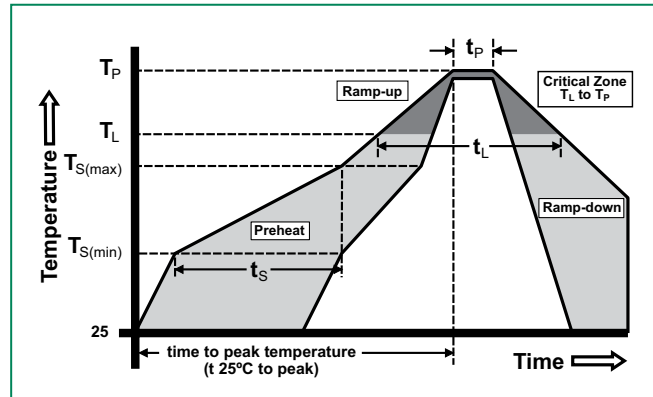
NOTE: Derating depicted in this curve is in addition to the standard derating of 25% for continuous operation.

Average Time Current Curves



Soldering Parameters

| | | |
|--|------------------------------------|-------------------------|
| Reflow Condition | | Pb – free assembly |
| Pre Heat | - Temperature Min ($T_{s(min)}$) | 150°C |
| | - Temperature Max ($T_{s(max)}$) | 200°C |
| | - Time (Min to Max) (t_s) | 60 – 180 seconds |
| Average Ramp-up Rate (Liquidus Temp (T_L) to peak) | | 5°C/second max. |
| $T_{s(max)}$ to T_L - Ramp-up Rate | | 5°C/second max. |
| Reflow | - Temperature (T_L) (Liquidus) | 217°C |
| | - Temperature (t_L) | 60 – 150 seconds |
| Peak Temperature (T_p) | | 260 ^{+0/-5} °C |
| Time within 5°C of actual peak Temperature (t_p) | | 20 – 40 seconds |
| Ramp-down Rate | | 5°C/second max. |
| Time 25°C to peak Temperature (T_p) | | 8 minutes max. |
| Do not exceed | | 260°C |



Product Characteristics

| | |
|--|--|
| Materials | Body: Ceramic Cap: Silver Plated Brass/Sn Dipped Silver Plated Brass/Gold Plated Brass |
| Product Marking | Body: Brand Logo, Current Rating |
| Operating Temperature | -55°C to +125°C |
| Moisture Sensitivity Level | Level 1 |
| Solderability | MIL-STD-202, Method 208 |
| Insulation Resistance (after opening) | IEC 60127-4 (0.1Mohm Min) |

| | |
|-------------------------------------|--|
| Thermal Shock | MIL-STD-202, Method 107 Test Condition B, 5 cycles, -65°C to 125°C, 15 minutes @ each extreme |
| Mechanical Shock | MIL-STD-202, Method 213 Test Condition I: De-energized. 100G's peak amplitude, sawtooth wave 6ms duration, 3 cycles XYZ+xyz = 18 shocks |
| Vibration | MIL-STD-202, Method 201: 0.03" amplitude, 10-55 Hz in 1 min. 2 hrs. each XYZ = 6hrs (10- 55 Hz) |
| Moisture Resistance | MIL-STD-202, Method 106 10 cycles |
| Salt Spray | MIL-STD-202, Method 101 Test Condition B (48 hrs) |
| Resistance to Soldering Heat | MIL-STD-202, Method 210, Test Condition B (10 sec at 260°C) |

Dimensions



Recommended Pad Layout

Part Numbering System



Packaging

| Packaging Option | Packaging Specification | Quantity | Quantity & Packaging Code | Reel Size |
|--------------------|-------------------------------|----------|---------------------------|-----------|
| 12mm Tape and Reel | EIA-RS-481-2 (IEC 286 part 3) | 1000 | MR | N/A |



Компания «ЭлектроПласт» предлагает заключение долгосрочных отношений при поставках импортных электронных компонентов на взаимовыгодных условиях!

Наши преимущества:

- Оперативные поставки широкого спектра электронных компонентов отечественного и импортного производства напрямую от производителей и с крупнейших мировых складов;
- Поставка более 17-ти миллионов наименований электронных компонентов;
- Поставка сложных, дефицитных, либо снятых с производства позиций;
- Оперативные сроки поставки под заказ (от 5 рабочих дней);
- Экспресс доставка в любую точку России;
- Техническая поддержка проекта, помощь в подборе аналогов, поставка прототипов;
- Система менеджмента качества сертифицирована по Международному стандарту ISO 9001;
- Лицензия ФСБ на осуществление работ с использованием сведений, составляющих государственную тайну;
- Поставка специализированных компонентов (Xilinx, Altera, Analog Devices, Intersil, Interpoint, Microsemi, Aeroflex, Peregrine, Syfer, Eurofarad, Texas Instrument, Miteq, Cobham, E2V, MA-COM, Hittite, Mini-Circuits, General Dynamics и др.);

Помимо этого, одним из направлений компании «ЭлектроПласт» является направление «Источники питания». Мы предлагаем Вам помощь Конструкторского отдела:

- Подбор оптимального решения, техническое обоснование при выборе компонента;
- Подбор аналогов;
- Консультации по применению компонента;
- Поставка образцов и прототипов;
- Техническая поддержка проекта;
- Защита от снятия компонента с производства.



Как с нами связаться

Телефон: 8 (812) 309 58 32 (многоканальный)

Факс: 8 (812) 320-02-42

Электронная почта: org@eplast1.ru

Адрес: 198099, г. Санкт-Петербург, ул. Калинина, дом 2, корпус 4, литера А.