


# RR-HR

D-Sub connectors - Stamped and Formed Contacts

## REAR RELEASE CRIMP CONNECTORS



CHARACTERISTICS

### Specifications

- Connectors according to MIL C24308

Materials and Platings	
<b>Shells</b>	Tinned steel with or without dimples on plug connector
<b>Insulator Boardlock</b>	Black glass-filled thermoplastic, UL 94V-0 Brass, 3µm up to 5µm (118µ" up to 197µ") tinned over nickel 2µm up to 3µm (78µ" up to 118µ")
<b>Screwlock</b>	Brass, 6µm up to 10µm (236µ" up to 394µ") tinned over nickel 2µm up to 3µm (78µ" up to 118µ")

Contacts	Under plating	Crimp side
0.2µm (8µ") gold	2µm (78µ") nickel	gold flash or tin
0.5µm (20µ") gold	2µm (78µ") nickel	gold flash or tin
0.76µm (30µ") gold	2µm (78µ") nickel	gold flash or tin

Electrical Data	
<b>Current rating</b>	5A
<b>Voltage rating</b>	500V AC/rms 50Hz
<b>Withstanding voltage</b>	<b>RR:</b> 1000V AC/rms 50Hz for 1 minute <b>HR:</b> 1000V AC/rms 60Hz for 1 minute
<b>Insulation resistance</b>	<b>RR:</b> 5000MΩ <b>HR:</b> 1000MΩ
<b>Contact resistance</b>	10mΩ max
<b>Wire size</b>	20-28 AWG max insulation Ø1.27mm (.05")

Climatic Data	
<b>Operating temperature</b>	-55°C to +125°C

Mechanical Data					
<b>Mating and unmating force</b>					
Unit: kg ( lb)					
No. of Cts		Mate (max)		Unmate (min)	
RR	HR	RR	HR	RR	HR
9 (size E)	15 (size E)	3.05 (6.74)	3.81 (8.42)	0.36 (0.79)	0.52 (1.14)
15 (size A)	26 (size A)	5.09 (11.24)	5.95 (13.16)	0.46 (1.01)	1.05 (2.32)
25 (size B)	44 (size B)	8.44 (18.66)	9.26 (20.46)	0.81 (1.8)	1.37 (3.02)
37 (size C)	62 (size C)	12.51 (27.65)	13.48 (29.78)	1.1 (2.47)	1.76 (3.88)
50 (size D)	78 (size D)	14.65 (32.38)	15.82 (34.96)	1.6 (3.56)	2.02 (4.46)

DESCRIPTION

Designed for high volume production, Amphenol's rear release crimp connector and contacts provide significant cost saving.

- EMI / RFI shell configuration.
- Removable, reusable contacts.
- Automatic and manual tooling available.

*Simplify your cable assemblies*

APPLICATIONS

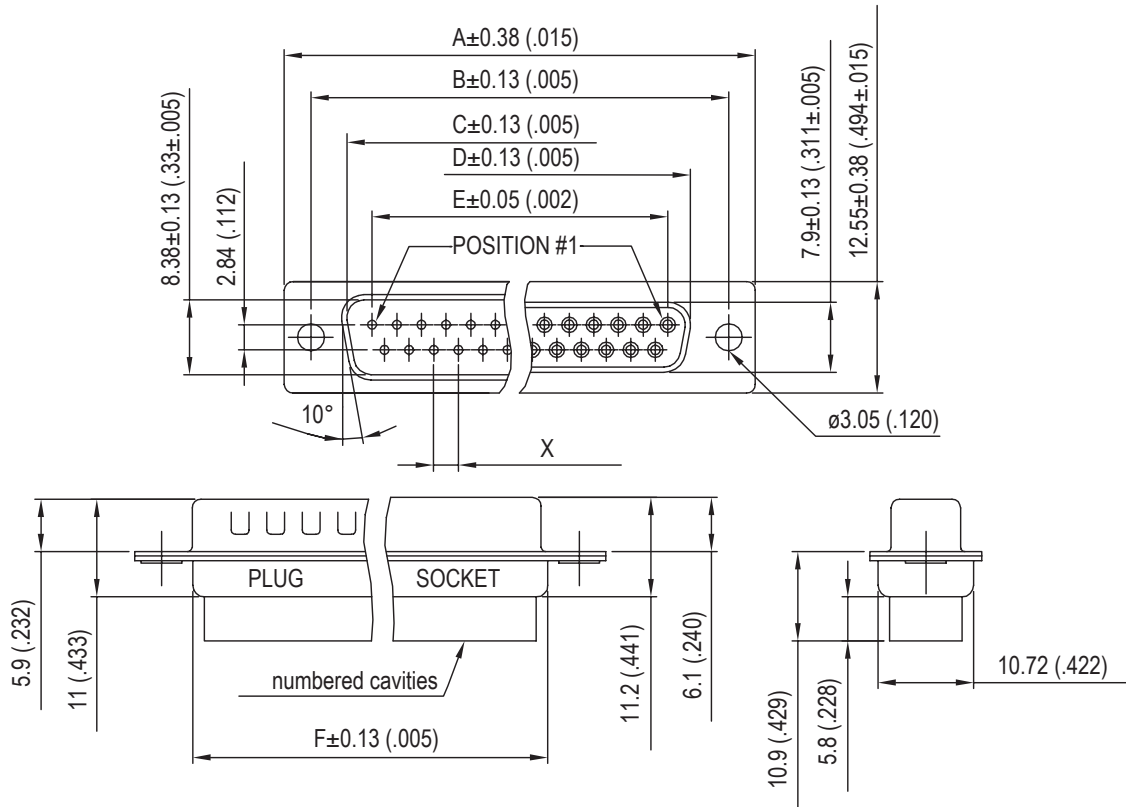
- Commercial
- Industrial
- Telecom
- Any industry standard I / O connections



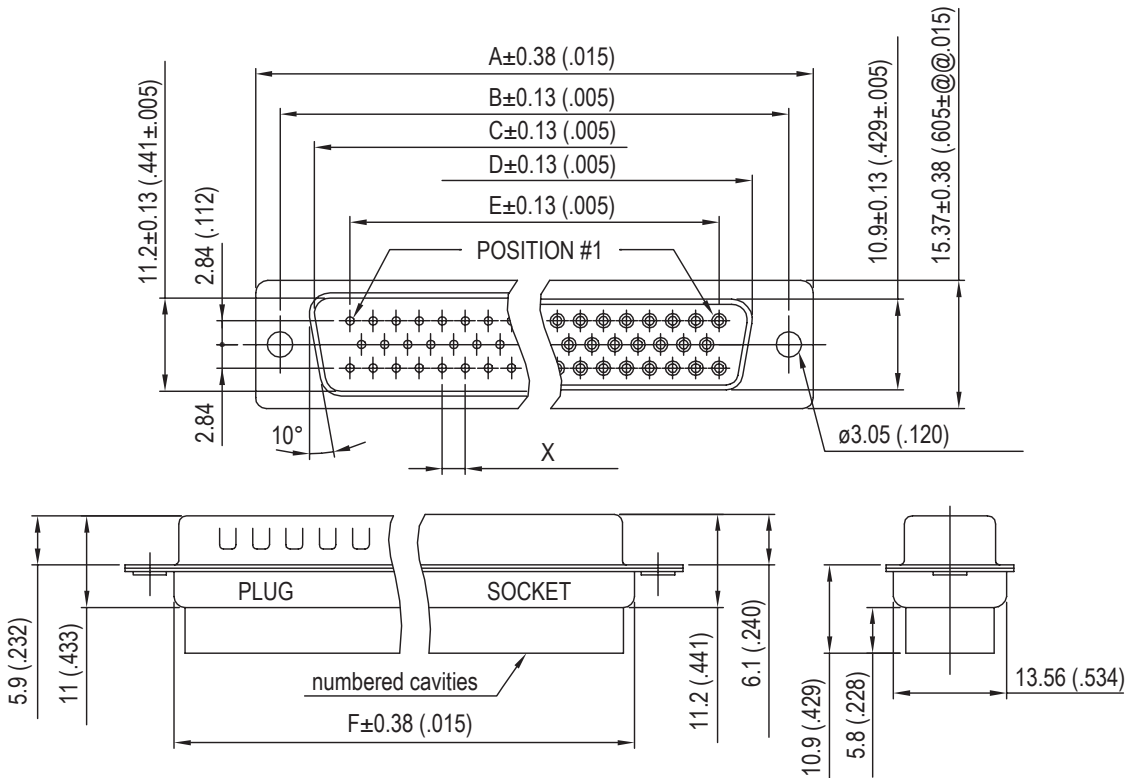
**Amphenol**

RR-HR / E11

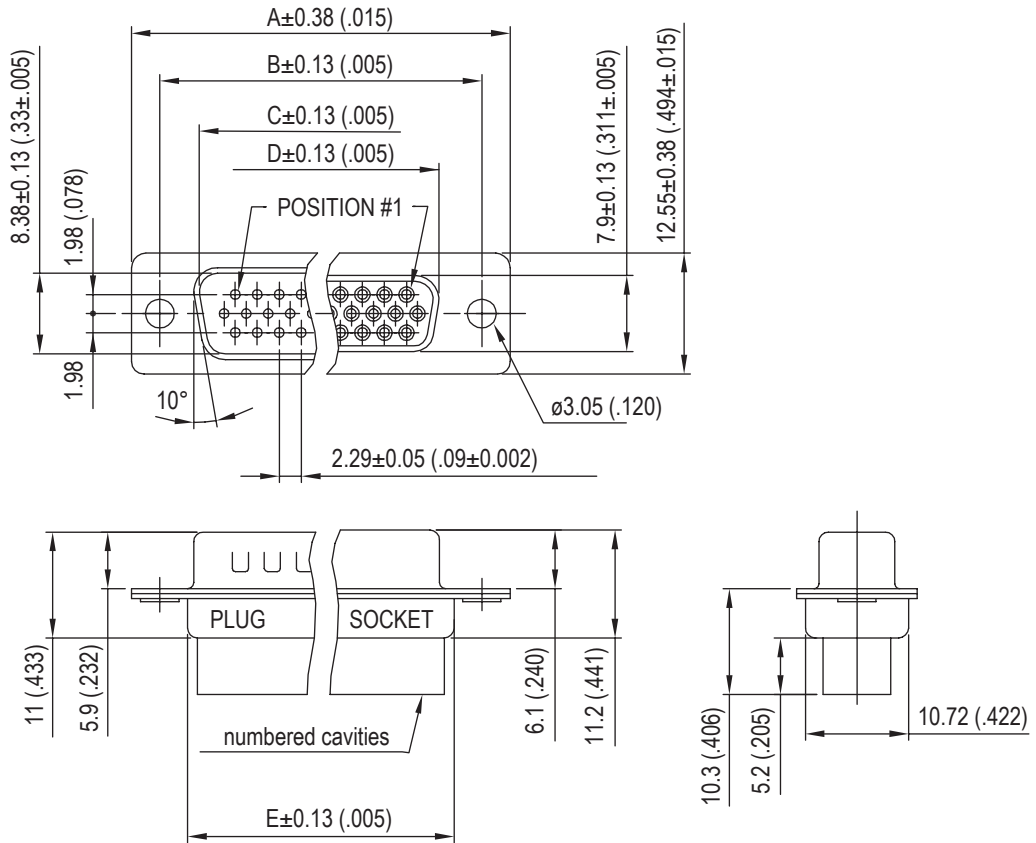
# Standard density RR



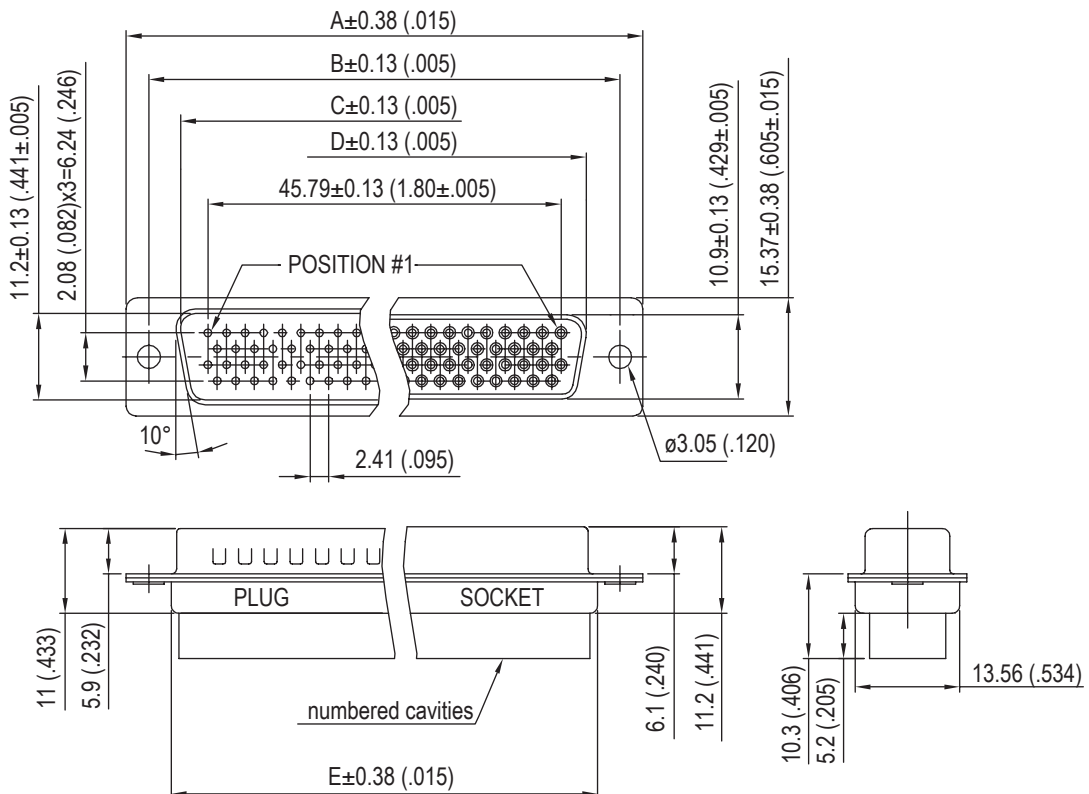
Nb OF CONTACTS	DIMENSIONS mm (inch)						
	A	B	C	D	E	F	X
9	30.84 (1.21)	24.99 (.98)	16.92 (.67)	16.24 (.64)	11.09 (.44)	19.28 (.76)	2.74
15	39.24 (1.54)	33.32 (1.31)	24.7 (.972)	24.56 (.97)	19.39 (.76)	27.51 (1.08)	2.74
25	53.04 (2.09)	47.04 (1.85)	38.96 (1.53)	38.38 (1.51)	33.24 (1.31)	41.30 (1.63)	2.77
37	69.32 (2.73)	63.50 (2.50)	55.42 (2.18)	54.76 (2.16)	49.86 (1.96)	57.71 (2.27)	2.77
50	67 (2.64)	61.11 (2.41)	52.86 (2.08)	52.34 (2.06)	44.32 (1.75)	55.3 (2.18)	2.77



# High density HR

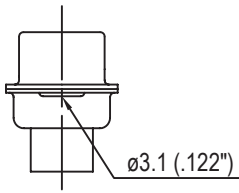


Nb OF CONTACTS	DIMENSIONS mm (inch)				
	A	B	C	D	E
15	30.84 (1.21)	24.99 (.98)	16.92 (.67)	16.24 (.64)	19.28 (.76)
26	39.24 (1.54)	33.32 (1.31)	24.7 (.972)	24.56 (.97)	27.51 (1.08)
44	53.04 (2.09)	47.04 (1.85)	38.96 (1.53)	38.38 (1.51)	41.30 (1.63)
62	69.32 (2.73)	63.50 (2.50)	55.42 (2.18)	54.76 (2.16)	57.71 (2.27)
78	67 (2.64)	61.11 (2.41)	52.86 (2.08)	52.34 (2.06)	55.3 (2.18)

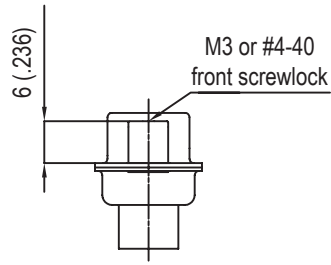


## Panel mounting option

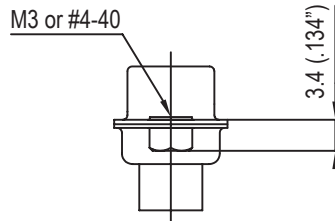
### Standard density:



**Standard rivet  $\varnothing$  3.1mm**  
no digit

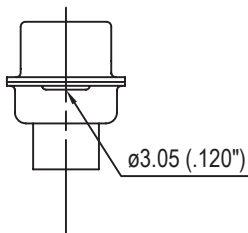


**Fixed front female screwlock**  
VF / VFM

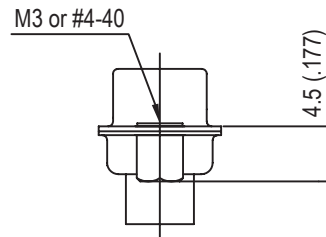


**Threaded rear insert**  
H / G

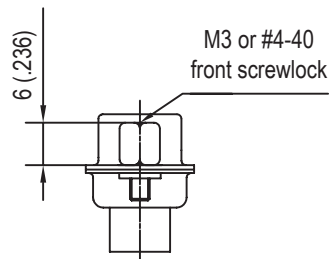
### High density:



**Standard rivet  $\varnothing$  3.05mm**  
no digit



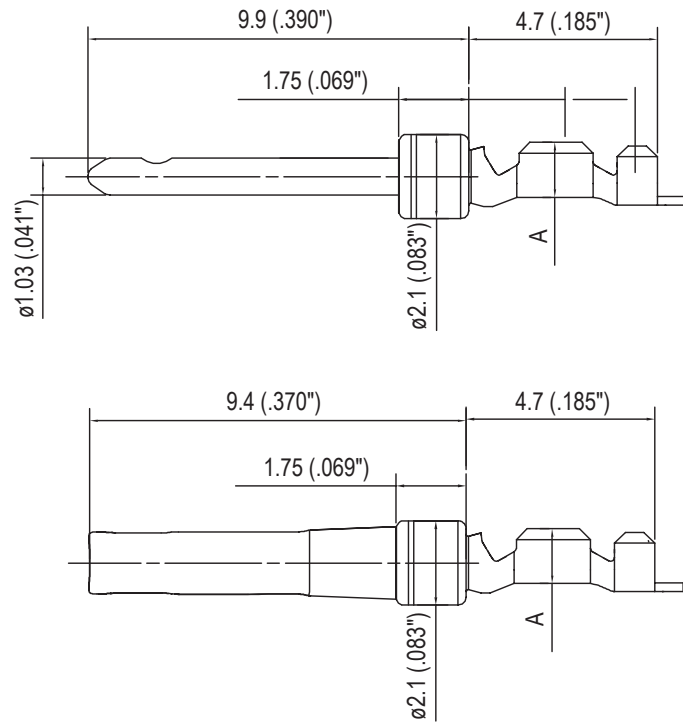
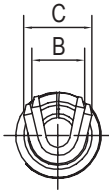
**Threaded rear insert**  
H / G



**Fixed front female screwlock**  
VF / VFM

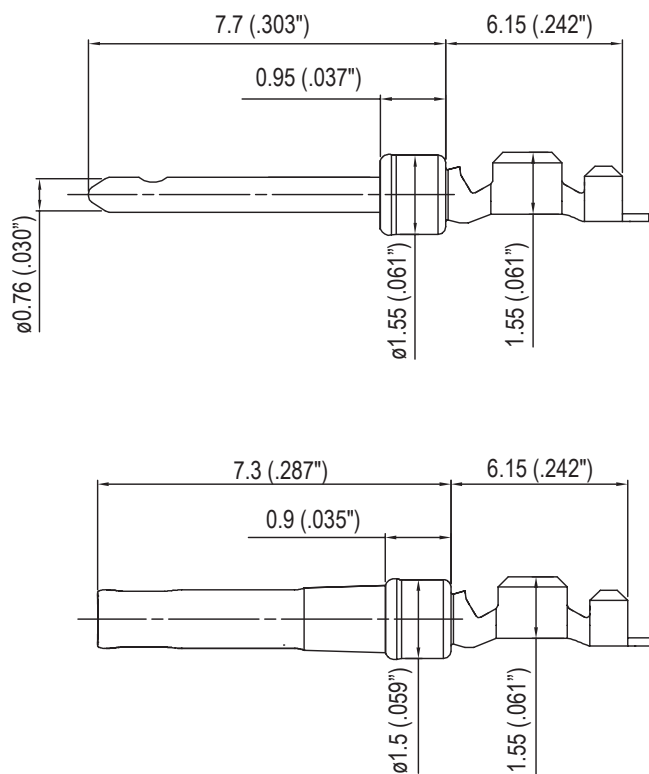
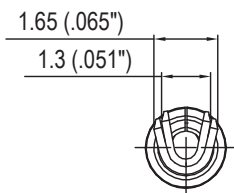
## Contacts

### Standard density:



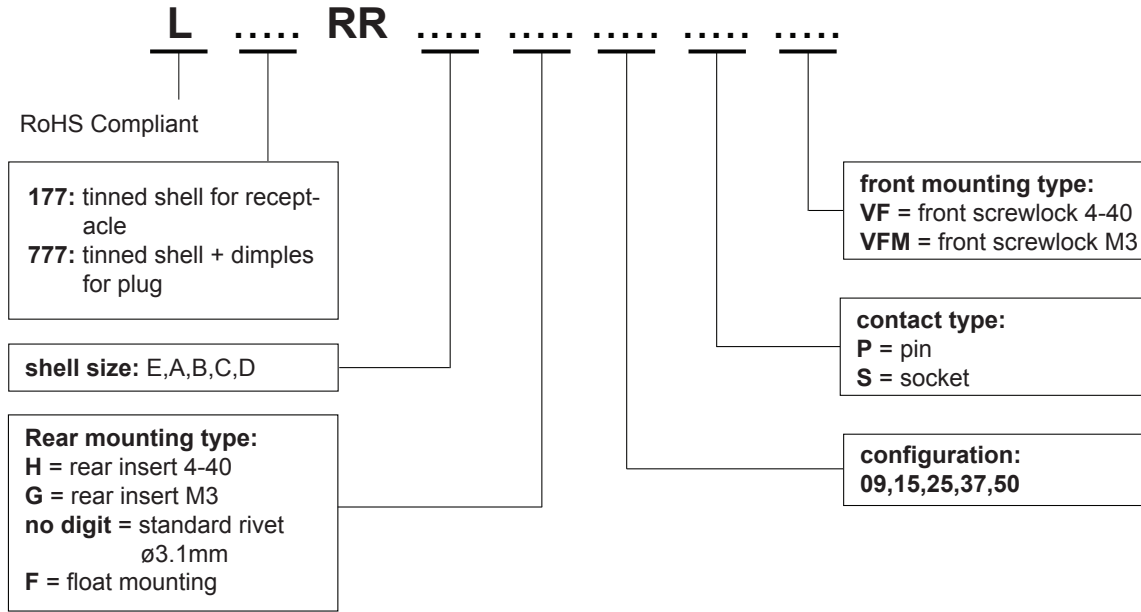
AWG	A	B	C
20-24	1.8 (.071")	1.9 (.075")	2.5 (.098")
24-28	1.4 (.055")	1.5 (.059")	1.7 (.066")

### High density:

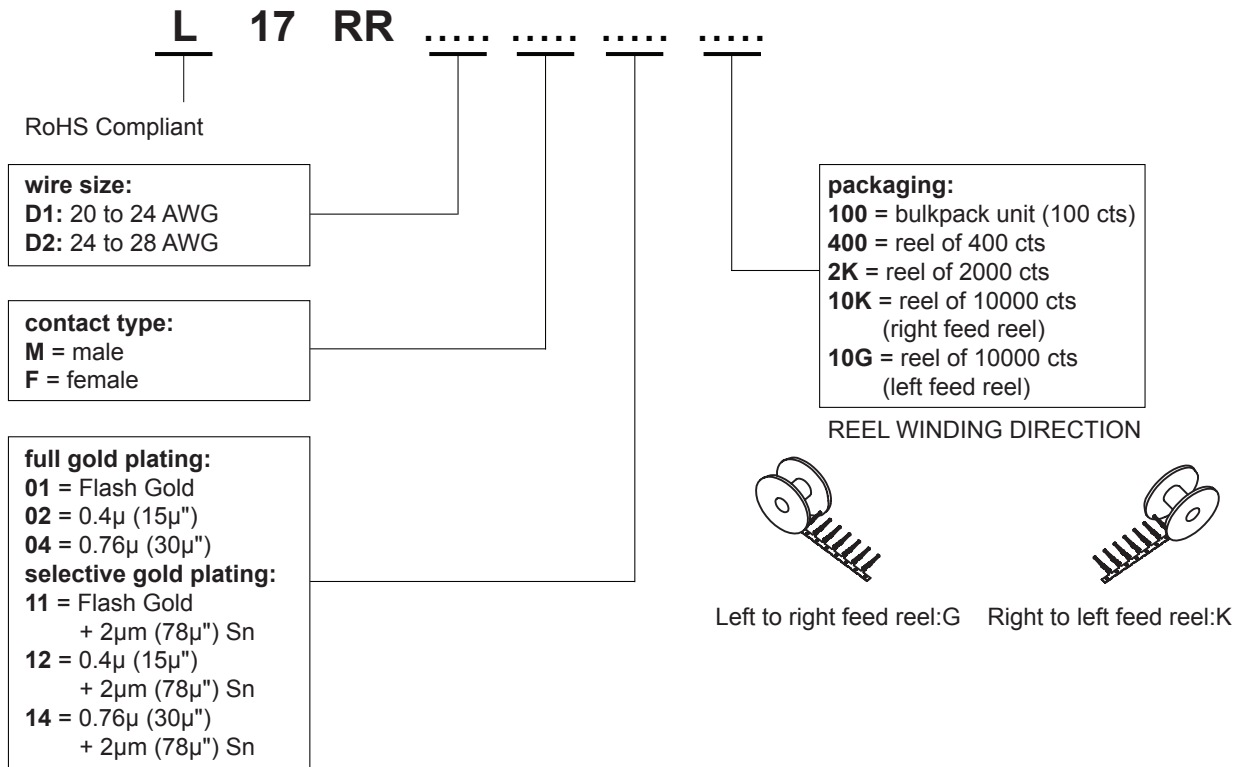


## How to order RR (standard density)

### Housings



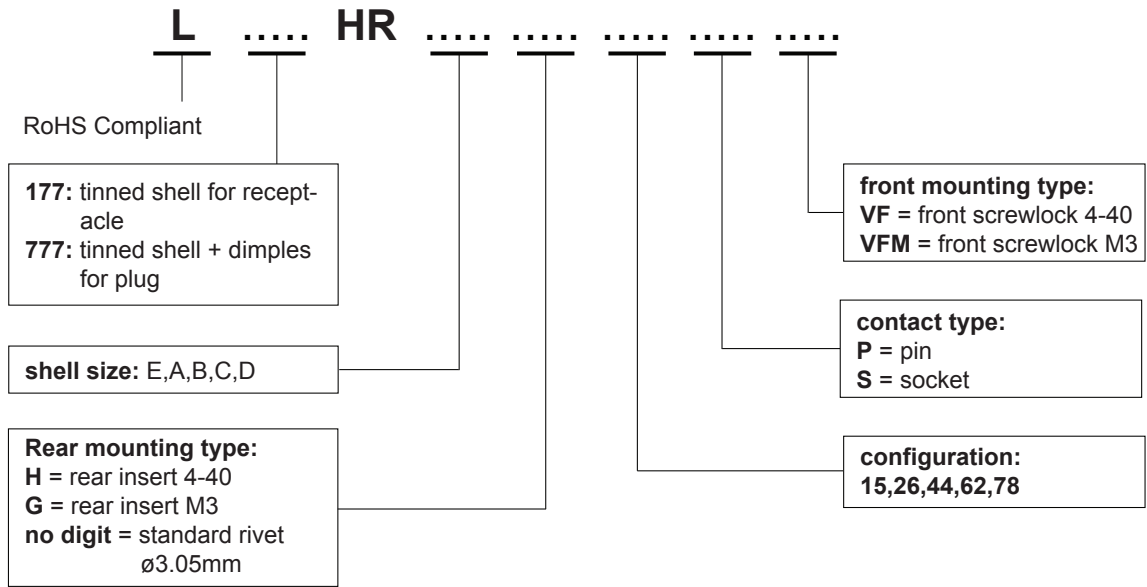
### Contacts



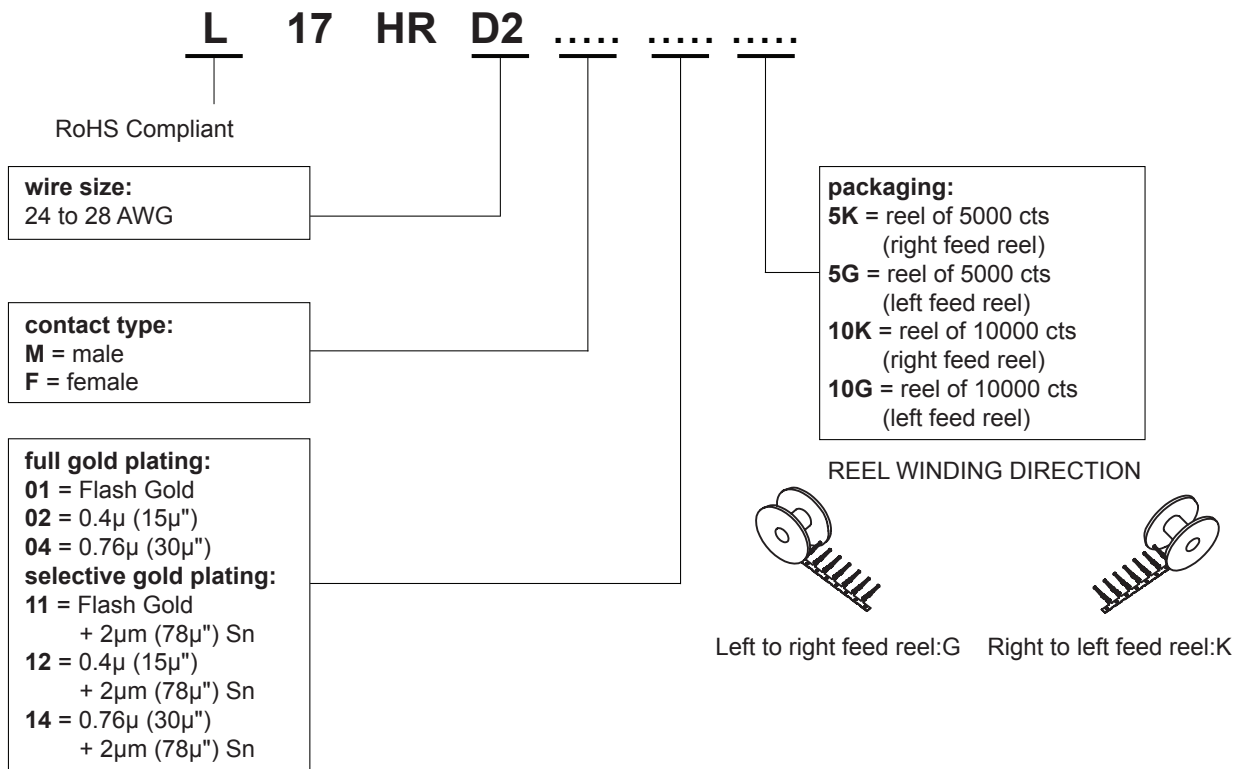
*For special request, please consult factory*

# How to order HR (high density)

## Housings



## Contacts



For special request, please consult factory

## Tooling for crimp contacts

### For standard density crimp contacts: 17RR series

- |   |             |
|---|-------------|
| • contact insertion and removal tool                          | 17D 438 SP  |
| • hand crimp tool for single contacts AWG 20 to 28            | 17D 440 SP  |
| • hand crimp tool for reels of 400 contacts                   | FA 0000 762 |
| crimp dies: AWG 20 to 24                                      | FA 0000 104 |
| crimp dies: AWG 24 to 28                                      | FA 0000 102 |
| • stripping box   | FE 0400     |
| • automatic crimp machine for reels of 2000 to 10000 contacts | 970 MC      |
| crimp dies: AWG 20 to 24                                      | 968 MC      |
| crimp dies: AWG 24 to 28                                      | 972 MC      |

### For high density crimp contacts: 17HR series

- |   |        |
|---|--------|
| • automatic crimp machine for reels of 2000 to 10000 contacts | 970 MC |
| crimp dies: AWG 24 to 28                                      | 973 MC |

Do not hesitate to contact us for further information



# Amphenol

## Amphenol IT & Communication Products

Block A3/A4, The 4th Industrial District of  
Industrial Headquarters, Dong Keng Road  
Gong Ming Town, Shen Zhen China  
Fax: +86(0)755 2754 9955

### Technical Support

Tel: +86(0)755 2717 7945  
Info-dsub@amphenol.com.cn  
<http://www.dsubconnector.com>





Компания «ЭлектроПласт» предлагает заключение долгосрочных отношений при поставках импортных электронных компонентов на взаимовыгодных условиях!

Наши преимущества:

- Оперативные поставки широкого спектра электронных компонентов отечественного и импортного производства напрямую от производителей и с крупнейших мировых складов;
- Поставка более 17-ти миллионов наименований электронных компонентов;
- Поставка сложных, дефицитных, либо снятых с производства позиций;
- Оперативные сроки поставки под заказ (от 5 рабочих дней);
- Экспресс доставка в любую точку России;
- Техническая поддержка проекта, помощь в подборе аналогов, поставка прототипов;
- Система менеджмента качества сертифицирована по Международному стандарту ISO 9001;
- Лицензия ФСБ на осуществление работ с использованием сведений, составляющих государственную тайну;
- Поставка специализированных компонентов (Xilinx, Altera, Analog Devices, Intersil, Interpoint, Microsemi, Aeroflex, Peregrine, Syfer, Eurofarad, Texas Instrument, Miteq, Cobham, E2V, MA-COM, Hittite, Mini-Circuits, General Dynamics и др.);

Помимо этого, одним из направлений компании «ЭлектроПласт» является направление «Источники питания». Мы предлагаем Вам помощь Конструкторского отдела:

- Подбор оптимального решения, техническое обоснование при выборе компонента;
- Подбор аналогов;
- Консультации по применению компонента;
- Поставка образцов и прототипов;
- Техническая поддержка проекта;
- Защита от снятия компонента с производства.



#### Как с нами связаться

**Телефон:** 8 (812) 309 58 32 (многоканальный)

**Факс:** 8 (812) 320-02-42

**Электронная почта:** [org@eplast1.ru](mailto:org@eplast1.ru)

**Адрес:** 198099, г. Санкт-Петербург, ул. Калинина, дом 2, корпус 4, литера А.