

1a/1c 10A cubic type power relays

JS RELAYS



RoHS compliant

FEATURES

- Miniature size with universal terminal footprint
- High contact capacity: 10 A
- TV-5 type available (Standard type)
1 Form A type → TV-5
1 Form C type → TV-5 (N.O. side only)
- VDE, TÜV also approved
- Sealed construction for automatic cleaning (Standard type)
- Class B and F coil insulation type also available.
- EN60335-1 GWT compliant (Tested by VDE) type available
- Surge voltage 6 kV type also available

TYPICAL APPLICATIONS

1. Home appliances
Air conditioner, heater, etc.
2. Office machines
PPC, facsimile, etc.
3. Vending machines

ORDERING INFORMATION



Contact arrangement
 1: 1 Form C (Standard)
 1a: 1 Form A (Standard)
 1aP: 1 Form A (Long endurance type)

Protective construction
 Nil: Sealed type
 F: Flux-resistant type

Coil insulation class
 Nil: Class E insulation
 B: Class B insulation
 F: Class F insulation

Nominal coil voltage (DC)
 5V, 6V, 9V, 12V, 18V, 24V, 48V

Contact material
 F: AgSnO₂ type

Flame resistance and tracking resistance
 Nil: -
 T: EN60335-1 (Conform)

Surge voltage
 6K: 6kV type

Standard: UL, CSA, VDE, TÜV (Standard type)
 UL, CSA, VDE (Long endurance type and EN60335-1 GWT compliant type)
 UL, CSA (Surge voltage 6kV type)

Notes: 1. When ordering TV rated (TV-5) types, please consult us.
 2. Contact arrangement 1aP type is Flux-resistant type only (Class B insulation only).

TYPES

Contact arrangement	Nominal coil voltage	Sealed type	Flux-resistant type
		Part No.	Part No.
1 Form A (Standard)	5V DC	JS1a-5V-F	JS1aF-5V-F
	6V DC	JS1a-6V-F	JS1aF-6V-F
	9V DC	JS1a-9V-F	JS1aF-9V-F
	12V DC	JS1a-12V-F	JS1aF-12V-F
	18V DC	JS1a-18V-F	JS1aF-18V-F
	24V DC	JS1a-24V-F	JS1aF-24V-F
	48V DC	JS1a-48V-F	JS1aF-48V-F
1 Form A Long endurance type	5V DC	–	JS1aPF-B-5V-F
	6V DC	–	JS1aPF-B-6V-F
	9V DC	–	JS1aPF-B-9V-F
	12V DC	–	JS1aPF-B-12V-F
	18V DC	–	JS1aPF-B-18V-F
	24V DC	–	JS1aPF-B-24V-F
	48V DC	–	JS1aPF-B-48V-F
1 Form C (Standard)	5V DC	JS1-5V-F	JS1F-5V-F
	6V DC	JS1-6V-F	JS1F-6V-F
	9V DC	JS1-9V-F	JS1F-9V-F
	12V DC	JS1-12V-F	JS1F-12V-F
	18V DC	JS1-18V-F	JS1F-18V-F
	24V DC	JS1-24V-F	JS1F-24V-F
	48V DC	JS1-48V-F	JS1F-48V-F

Standard packing Carton: 100 pcs. Case: 500 pcs.

Notes: 1. Class B and F coil insulation types available.

Ex) JS1aF-B-12V-F, JS1aF-F-12V-F

2. EN60335-1 GWT compliant types available. When ordering, please add suffix "T".

Ex) JS1aF-B-12V-FT

3. Surge voltage 6kV types available. When ordering, please add suffix "6K" (except for Long endurance type and EN60335-1 GWT compliant type).

Ex) JS1aF-B-12V-F-6K

RATING

1. Coil data

Nominal coil voltage	Pick-up voltage (at 20°C 68°F)	Drop-out voltage (at 20°C 68°F)	Nominal operating current [±10%] (at 20°C 68°F)	Coil resistance [±10%] (at 20°C 68°F)	Nominal operating power (at 20°C 68°F)	Max. applied voltage (at 70°C 158°F)
5V DC	70%V or less of nominal voltage (Initial)	10%V or more of nominal voltage (Initial)	72 mA	69.4Ω	360mW	130%V of nominal voltage [When using relays at 85°C 185°F, see Note*]
6V DC			60 mA	100 Ω		
9V DC			40 mA	225 Ω		
12V DC			30 mA	400 Ω		
18V DC			20 mA	900 Ω		
24V DC			15 mA	1,600 Ω		
48V DC			7.5mA	6,400 Ω		

Note: * When using relays in a high ambient temperature, consider the pick-up voltage rise due to the high temperature (a rise of approx. 0.4% V for each 1°C 33.8°F with 20°C 68°F as a reference) and use a coil impressed voltage that is within the maximum applied voltage range.

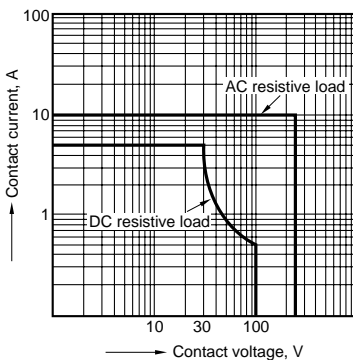
2. Specifications

Characteristics	Item	Specifications	
Contact	Contact material	AgSnO ₂ type	
	Contact resistance (Initial)	Max. 100 mΩ (By voltage drop 6 V DC 1A)	
	Arrangement	1 Form A, 1 Form C 1 Form A Long endurance type	
Rating	Nominal switching capacity (resistive load)	10 A 250 V AC (NO), 10 A 125 V AC, 6 A 277 V AC, 5 A 30 V DC 10 A 250 V AC, 10 A 277 V AC, 5 A 30 V DC	
	Max. switching power (resistive load)	2,500VA 150W (NO), 1,662VA 150W (NC) 2,770VA 150W	
	Max. switching voltage	250V AC, 100V DC (0.5A)	
	Max. switching current	10A (AC), 5A (DC)	
	Nominal operating power	360mW	
	Min. switching capacity*1	100mA, 5V DC	
Electrical characteristics	Insulation resistance (Initial)	Min. 100MΩ (at 500V DC) Measurement at same location as "Breakdown voltage" section.	
	Breakdown voltage (Initial)	Between open contacts	750 Vrms for 1 min. (Detection current: 10 mA)
		Between contact and coil	1,500 Vrms for 1 min. (Detection current: 10 mA)
	Temperature rise (coil)	Max. 35°C 95°F (By resistive method, nominal coil voltage applied to the coil; contact carrying current: 10A, at 70°C 158°F)	
	Operate time (at nominal voltage) (at 20°C 68°F)	Max. 10 ms (excluding contact bounce time.)	
	Release time (at nominal voltage) (at 20°C 68°F)	Max. 10 ms (excluding contact bounce time) (Without diode)	
Mechanical characteristics	Shock resistance	Functional	98 m/s ² (Half-wave pulse of sine wave: 11 ms; detection time: 10μs.)
		Destructive	980 m/s ² (Half-wave pulse of sine wave: 6 ms.)
	Vibration resistance	Functional	10 to 55 Hz at double amplitude of 1.6 mm (Detection time: 10μs.)
		Destructive	10 to 55 Hz at double amplitude of 2 mm
Expected life	Mechanical (at 180 times/min.)	Min. 10 ⁷	
	Electrical (resistive load)	1×10 ⁵ [10A 125V AC, 6A 277V AC, 5A 30V DC] 5×10 ⁴ (NO contact only) [10A 250V AC]	2×10 ⁵ [10A 277V AC] 1.5×10 ⁵ [10A 250V AC (at 20 times/min., 105°C 221°F)] 1×10 ⁵ [5A 30V DC]
Conditions	Conditions for operation, transport and storage*2	-40°C to +70°C -40°F to +158°F (Class E insulation) -40°C to +85°C -40°F to +185°F (Class B insulation)*3 -40°C to +105°C -40°F to +221°F (Class F insulation)*3 Humidity: 5 to 85% R.H. (Not freezing and condensing at low temperature)	-40°C to +105°C -40°F to +221°F*3; Humidity: 5 to 85% R.H. (Not freezing and condensing at low temperature)
	Max. operating speed	20 times/min. (at nominal switching capacity)	
Unit weight		Approx. 12 g .423 oz	

Notes: *1. This value can change due to the switching frequency, environmental conditions, and desired reliability level, therefore it is recommended to check this with the actual load.
 *2. The upper limit of the ambient temperature is the maximum temperature that can satisfy the coil temperature rise value. Refer to Usage, transport and storage conditions in NOTES.
 *3. When using relays in a high ambient temperature, consider the pick-up voltage rise due to the high temperature (a rise of approx. 0.4% V for each 1°C 33.8°F with 20°C 68°F as a reference) and use a coil impressed voltage that is within the maximum applied voltage range.

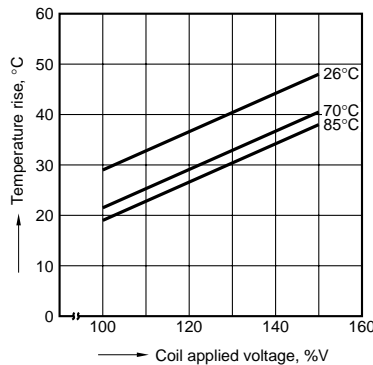
REFERENCE DATA

1. Maximum value for switching capacity



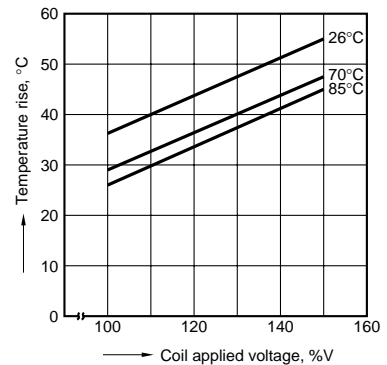
2.-(1) Coil temperature rise

Sample: 5 pcs., JS1a-24V-F
 Measured portion: Inside the coil
 Contact current: 5 A



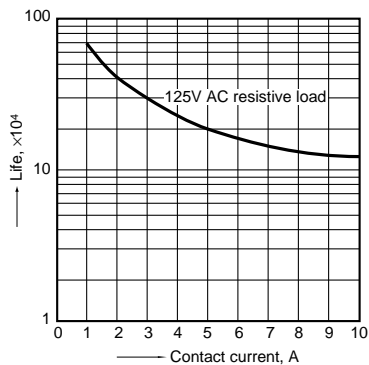
2.-(2) Coil temperature rise

Sample: 5 pcs., JS1a-24V-F
 Measured portion: Inside the coil
 Contact current: 10 A



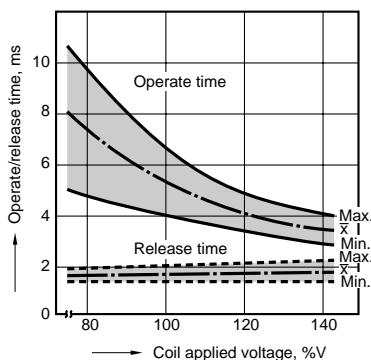
3. Life curve

Ambient temperature: Room temperature



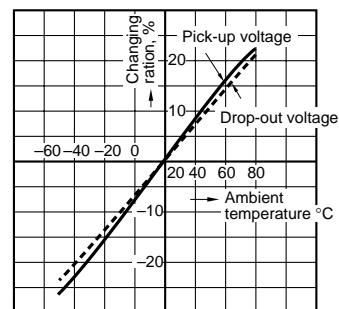
4. Operate/release time

Sample: 25 pcs., JS1-12V-F



5. Ambient temperature characteristics

Sample: 6 pcs., JS1-12V-F



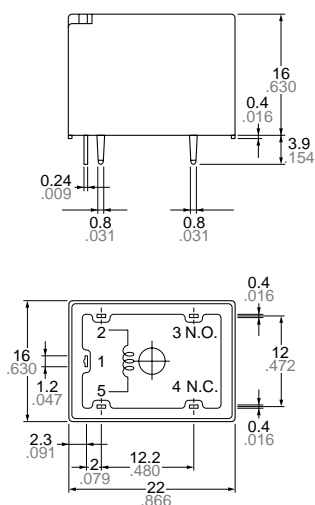
DIMENSIONS (mm inch)

The CAD data of the products with a **CAD Data** mark can be downloaded from: <http://industrial.panasonic.com/ac/e/>

CAD Data



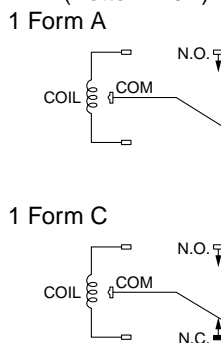
External dimensions



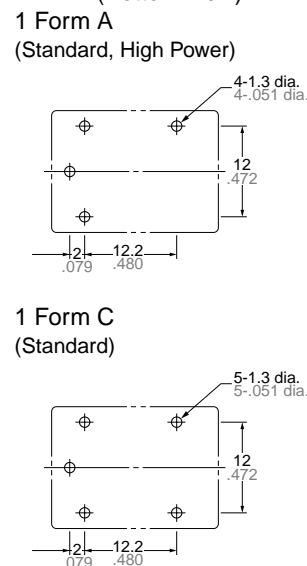
Note: Terminal No. 4 is only for Standard 1 Form C type

Dimension:	General tolerance
Less than 1mm .039inch:	±0.1 ±.004
Min. 1mm .039inch less than 3mm .118 inch:	±0.2 ±.008
Min. 3mm .118 inch:	±0.3 ±.012

Schematic (Bottom view)



PC board pattern (Bottom view)



Tolerance: ±0.1 ±.004

SAFETY STANDARDS

UL/C-UL (Recognized)		CSA (Certified)		VDE (Certified)		TV rating (UL/CSA)		TÜV (Certified)	
File No.	Contact rating	File No.	Contact rating	File No.	Contact rating	File No.	Rating	File No.	Rating
E43028	10A 125V AC, 6A 277V AC 5A 30V DC, 1/8HP 125V AC 1/8HP 277V AC 12A 125V AC 12A 277V AC 10A 125V AC (N.O., 85°C) 4FLA/4LRA125V AC 105°C (N.O.) 2FLA/4LRA125V AC 105°C (N.C.) 1/8HP 277V AC 75°C N.O.	LR26550	10A 125V AC 12A 125V AC 6A 277V AC 12A 277V AC 5A 30V DC 1/8HP 125V AC 1/8HP 277V AC	40011475	10A 125V AC (cosφ=1.0) 6A 250V AC (cosφ=1.0)	UL E43028 CSA LR26550	1a→TV-5 1c→TV-5 (N.O.)	B 10 02 13461 271	10A 125V AC (cosφ=1.0) 6A 250V AC (cosφ=1.0)

For Cautions for Use.

Mouser Electronics

Authorized Distributor

Click to View Pricing, Inventory, Delivery & Lifecycle Information:

Panasonic:

[JS1-5V](#) [JS1A-5V](#) [JS1-6V](#) [JS1-9V](#) [JS1-12V](#) [JS1A-12V](#) [JS1-24V](#) [JS1A-24V](#) [JS1-48V-F](#) [JS1AF-12V](#) [JS1AF-18V](#)
[JS1AF-18V-F](#) [JS1AF-24V](#) [JS1AF-24V-F](#) [JS1AF-48V](#) [JS1AF-48V-F](#) [JS1AF-5V](#) [JS1AF-5V-F](#) [JS1AF-6V](#) [JS1AF-6V-F](#)
[JS1AF-9V](#) [JS1AF-9V-F](#) [JS1F-12V](#) [JS1F-12V-F](#) [JS1F-18V](#) [JS1F-18V-F](#) [JS1F-24V](#) [JS1F-24V-F](#) [JS1F-48V](#) [JS1F-](#)
[48V-F](#) [JS1F-5V](#) [JS1F-5V-F](#) [JS1F-6V](#) [JS1F-6V-F](#) [JS1F-9V](#) [JS1F-9V-F](#) [JS1F-B-48V-F](#) [JS1AF-12V-F](#) [JS1F-B-9V-F](#)
[JS1-24V-FT](#) [JS1A-B-12V-FT](#) [JS1-B-12V-FT](#) [JS1-F-18V-F-6K](#) [JS1F-B-24V-F-6K](#) [JS1-5V-F](#) [JS1-6V-F](#) [JS1-B-12V](#)
[JS1-12V-F](#) [JS1-24V-F](#) [JS1-B-48V](#) [JS1-9V-F](#) [JS1A-12V-F](#) [JS1A-24V-F](#) [JS1A-48V](#) [JS1-B-24V](#) [JS1A-5V-F](#) [JS1A-](#)
[48V-F](#) [JS1-48V](#) [JS1-B-12V-F](#) [JS1-B-24V-F](#) [JS1-12V-TV](#) [JS1-12V-Y1](#) [JS1-15V](#) [JS1-18V](#) [JS1-18V-F](#) [JS1-24V-TV](#)
[JS1-24V-Y2](#) [JS1-24V-Y3](#) [JS1-3V](#) [JS1-4V](#) [JS1-6V-TV](#) [JS1A-12V-TV](#) [JS1A-18V](#) [JS1A-18V-F](#) [JS1A-24V-TV](#) [JS1A-](#)
[24V-Y2](#) [JS1A-48V-Y2](#) [JS1A-6V](#) [JS1A-6V-F](#) [JS1A-9V](#) [JS1A-9V-F](#) [JS1A-B-12V](#) [JS1A-B-12V-F](#) [JS1A-B-12V-TV](#)
[JS1A-B-12V-Y2](#) [JS1A-B-18V](#) [JS1A-B-18V-F](#) [JS1A-B-24V](#) [JS1A-B-24V-F](#) [JS1A-B-48V](#) [JS1A-B-48V-F](#) [JS1A-B-5V](#)
[JS1A-B-5V-F](#) [JS1A-B-6V](#) [JS1A-B-6V-F](#) [JS1A-B-9V](#) [JS1A-B-9V-F](#) [JS1AF-12V-TV](#) [JS1AF-B-12V](#) [JS1AF-B-12V-F](#)



Компания «ЭлектроПласт» предлагает заключение долгосрочных отношений при поставках импортных электронных компонентов на взаимовыгодных условиях!

Наши преимущества:

- Оперативные поставки широкого спектра электронных компонентов отечественного и импортного производства напрямую от производителей и с крупнейших мировых складов;
- Поставка более 17-ти миллионов наименований электронных компонентов;
- Поставка сложных, дефицитных, либо снятых с производства позиций;
- Оперативные сроки поставки под заказ (от 5 рабочих дней);
- Экспресс доставка в любую точку России;
- Техническая поддержка проекта, помощь в подборе аналогов, поставка прототипов;
- Система менеджмента качества сертифицирована по Международному стандарту ISO 9001;
- Лицензия ФСБ на осуществление работ с использованием сведений, составляющих государственную тайну;
- Поставка специализированных компонентов (Xilinx, Altera, Analog Devices, Intersil, Interpoint, Microsemi, Aeroflex, Peregrine, Syfer, Eurofarad, Texas Instrument, Miteq, Cobham, E2V, MA-COM, Hittite, Mini-Circuits, General Dynamics и др.);

Помимо этого, одним из направлений компании «ЭлектроПласт» является направление «Источники питания». Мы предлагаем Вам помощь Конструкторского отдела:

- Подбор оптимального решения, техническое обоснование при выборе компонента;
- Подбор аналогов;
- Консультации по применению компонента;
- Поставка образцов и прототипов;
- Техническая поддержка проекта;
- Защита от снятия компонента с производства.



Как с нами связаться

Телефон: 8 (812) 309 58 32 (многоканальный)

Факс: 8 (812) 320-02-42

Электронная почта: org@eplast1.ru

Адрес: 198099, г. Санкт-Петербург, ул. Калинина, дом 2, корпус 4, литера А.