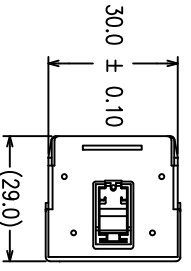
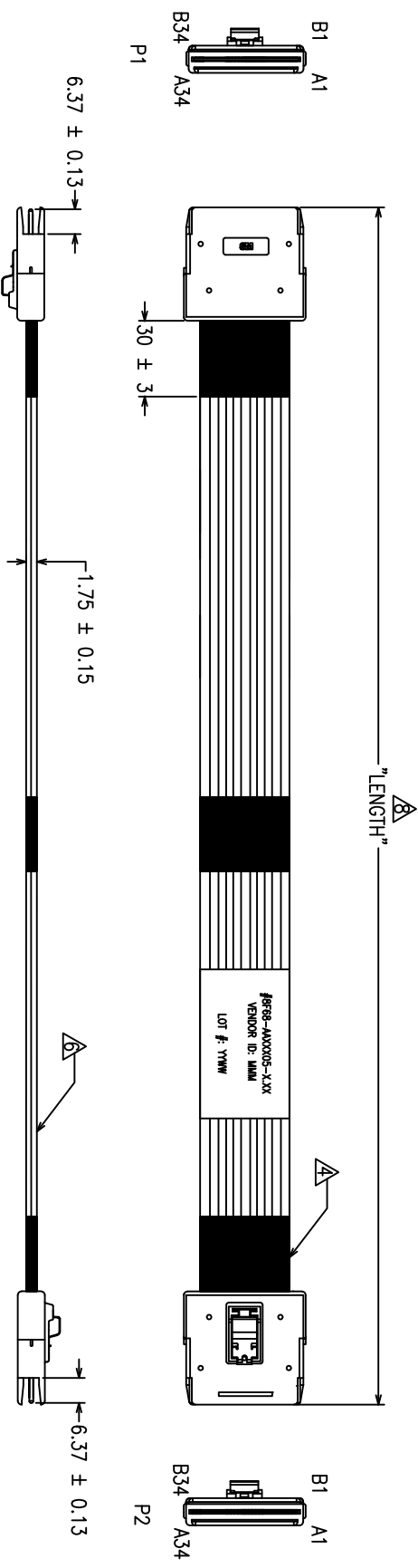


3M™ HIGH ROUTABILITY INTERNAL MINISAS CABLE ASSEMBLY, 8F68 SERIES

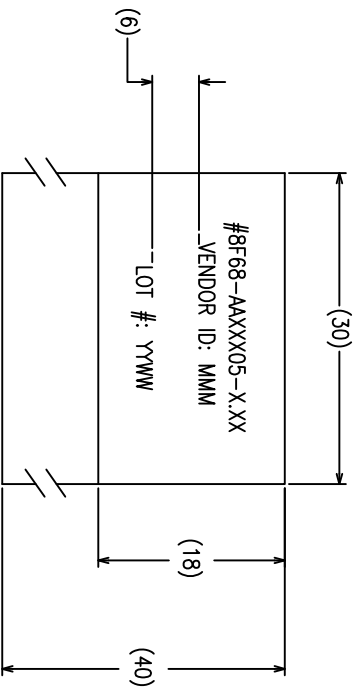
REVISION RECORD		
REV.	ECR/ECN/ECO NUMBER	DATE
A	ECO-0037298	04/11/11
B	ECO-0037543	18/11/11



8 F 68 - AA X X 05 - X.XX

CABLE USED
 PINOUT (SEE PINOUTS ON SHEET 2)
 LENGTH IN METERS

G : 4-LANE WITH SIDEBANDS, SN-PLATED SIGNAL, CABLE P/N SL8801/12-21DA5-00
 J : 4-LANE WITH SIDEBANDS, AG-PLATED SIGNAL, CABLE P/N SL8801/12-20DA5-00
 * FOR CABLES WITHOUT SIDEBANDS OR OTHER CONFIGURATIONS, PLEASE CONTACT A 3M REPRESENTATIVE.



Visit <http://www.3Mconnector.com>

UNIT: MM	DFG	KOK HOE LEE	DATE	18/11/11	 APAC INNOVATION CENTRE	DIVISION	ESD	STATUS	RELEASED		
GEN. TOLERANCES	CHKD	YUNIONG QIAO	DATE	18/11/11		MODEL					
LINEAR 0 = ±0.25 .00 = ±0.15 .000 = ±0.05	APPL	SAJUT BANDHU	DATE	18/11/11	TITLE	CABLE ASSEMBLY INTERNAL 68P MINISAS RIBBON TWINAX					
ANGLE ±1°	THIS DOCUMENT CONTAINS INFORMATION WHICH IS PROPRIETARY TO 3M. NO REPRODUCTION OR IN PART, SHALL BE MADE WITHOUT AUTHORIZATION FROM 3M.				SIZE	DRAWING NO.	78-5100-2450-4		REV	B	
PROJECTION	INTERPRET PER ASME Y14.5M-1994				SCALE	NTS		DET LST	<input type="checkbox"/> YES <input type="checkbox"/> NO	SHT	1 of 2
CRITICAL DIMENSION: ▲											

3M™ HIGH ROUTABILITY INTERNAL MINISAS CABLE ASSEMBLY, 8F68 SERIES

REVISION RECORD	
REV.	ECR/EGN/ECO NUMBER DATE
	REFER TO SH1 1 OF 2

BACKPLANE-TO-CONTROLLER
PINOUT 1

P1	P2	P1	P2
A1 GND	B1 GND	B1 GND	A1 GND
A2 R _c 0+	B2 Ix _c 0+	B2 Ix _c 0+	A2 R _c 0+
A3 R _c 0-	B3 Ix _c 0-	B3 Ix _c 0-	A3 R _c 0-
A4 GND	B4 GND	B4 GND	A4 GND
A5 R _c 1+	B5 Ix _c 1+	B5 Ix _c 1+	A5 R _c 1+
A6 R _c 1-	B6 Ix _c 1-	B6 Ix _c 1-	A6 R _c 1-
A7 GND	B7 GND	B7 GND	A7 GND
A8 R _c 2+	B8 Ix _c 2+	B8 Ix _c 2+	A8 R _c 2+
A9 R _c 2-	B9 Ix _c 2-	B9 Ix _c 2-	A9 R _c 2-
A10 GND	B10 GND	B10 GND	A10 GND
A11 R _c 3+	B11 Ix _c 3+	B11 Ix _c 3+	A11 R _c 3+
A12 R _c 3-	B12 Ix _c 3-	B12 Ix _c 3-	A12 R _c 3-
A13 GND	B13 GND	B13 GND	A13 GND
A14 SIDEBAND	B14 SIDEBAND	B14 SIDEBAND	A14 SIDEBAND
A15 SIDEBAND	B15 SIDEBAND	B15 SIDEBAND	A15 SIDEBAND
A16 SIDEBAND	B16 SIDEBAND	B16 SIDEBAND	A16 SIDEBAND
A17 SIDEBAND	B17 SIDEBAND	B17 SIDEBAND	A17 SIDEBAND
A18 SIDEBAND	B18 SIDEBAND	B18 SIDEBAND	A18 SIDEBAND
A19 SIDEBAND	B19 SIDEBAND	B19 SIDEBAND	A19 SIDEBAND
A20 SIDEBAND	B20 SIDEBAND	B20 SIDEBAND	A20 SIDEBAND
A21 SIDEBAND	B21 SIDEBAND	B21 SIDEBAND	A21 SIDEBAND
A22 GND	B22 GND	B22 GND	A22 GND
A23 R _c 4+	B23 Ix _c 4+	B23 Ix _c 4+	A23 R _c 4+
A24 R _c 4-	B24 Ix _c 4-	B24 Ix _c 4-	A24 R _c 4-
A25 GND	B25 GND	B25 GND	A25 GND
A26 R _c 5+	B26 Ix _c 5+	B26 Ix _c 5+	A26 R _c 5+
A27 R _c 5-	B27 Ix _c 5-	B27 Ix _c 5-	A27 R _c 5-
A28 GND	B28 GND	B28 GND	A28 GND
A29 R _c 6+	B29 Ix _c 6+	B29 Ix _c 6+	A29 R _c 6+
A30 R _c 6-	B30 Ix _c 6-	B30 Ix _c 6-	A30 R _c 6-
A31 GND	B31 GND	B31 GND	A31 GND
A32 R _c 7+	B32 Ix _c 7+	B32 Ix _c 7+	A32 R _c 7+
A33 R _c 7-	B33 Ix _c 7-	B33 Ix _c 7-	A33 R _c 7-
A34 GND	B34 GND	B34 GND	A34 GND

BACKPLANE-TO-CONTROLLER (NO SIDEBANDS)
PINOUT 3

P1	P2	P1	P2
A1 GND	B1 GND	B1 GND	A1 GND
A2 R _c 0+	B2 Ix _c 0+	B2 Ix _c 0+	A2 R _c 0+
A3 R _c 0-	B3 Ix _c 0-	B3 Ix _c 0-	A3 R _c 0-
A4 GND	B4 GND	B4 GND	A4 GND
A5 R _c 1+	B5 Ix _c 1+	B5 Ix _c 1+	A5 R _c 1+
A6 R _c 1-	B6 Ix _c 1-	B6 Ix _c 1-	A6 R _c 1-
A7 GND	B7 GND	B7 GND	A7 GND
A8 R _c 2+	B8 Ix _c 2+	B8 Ix _c 2+	A8 R _c 2+
A9 R _c 2-	B9 Ix _c 2-	B9 Ix _c 2-	A9 R _c 2-
A10 GND	B10 GND	B10 GND	A10 GND
A11 R _c 3+	B11 Ix _c 3+	B11 Ix _c 3+	A11 R _c 3+
A12 R _c 3-	B12 Ix _c 3-	B12 Ix _c 3-	A12 R _c 3-
A13 GND	B13 GND	B13 GND	A13 GND
A14 SIDEBAND	B14 SIDEBAND	B14 SIDEBAND	A14 SIDEBAND
A15 SIDEBAND	B15 SIDEBAND	B15 SIDEBAND	A15 SIDEBAND
A16 SIDEBAND	B16 SIDEBAND	B16 SIDEBAND	A16 SIDEBAND
A17 SIDEBAND	B17 SIDEBAND	B17 SIDEBAND	A17 SIDEBAND
A18 SIDEBAND	B18 SIDEBAND	B18 SIDEBAND	A18 SIDEBAND
A19 SIDEBAND	B19 SIDEBAND	B19 SIDEBAND	A19 SIDEBAND
A20 SIDEBAND	B20 SIDEBAND	B20 SIDEBAND	A20 SIDEBAND
A21 SIDEBAND	B21 SIDEBAND	B21 SIDEBAND	A21 SIDEBAND
A22 GND	B22 GND	B22 GND	A22 GND
A23 R _c 4+	B23 Ix _c 4+	B23 Ix _c 4+	A23 R _c 4+
A24 R _c 4-	B24 Ix _c 4-	B24 Ix _c 4-	A24 R _c 4-
A25 GND	B25 GND	B25 GND	A25 GND
A26 R _c 5+	B26 Ix _c 5+	B26 Ix _c 5+	A26 R _c 5+
A27 R _c 5-	B27 Ix _c 5-	B27 Ix _c 5-	A27 R _c 5-
A28 GND	B28 GND	B28 GND	A28 GND
A29 R _c 6+	B29 Ix _c 6+	B29 Ix _c 6+	A29 R _c 6+
A30 R _c 6-	B30 Ix _c 6-	B30 Ix _c 6-	A30 R _c 6-
A31 GND	B31 GND	B31 GND	A31 GND
A32 R _c 7+	B32 Ix _c 7+	B32 Ix _c 7+	A32 R _c 7+
A33 R _c 7-	B33 Ix _c 7-	B33 Ix _c 7-	A33 R _c 7-
A34 GND	B34 GND	B34 GND	A34 GND

- NOTES:
- A1, A4, A7, A10, A13, A22, A25, A28, A29, A31, A34, B1, B4, B7, B10, B13, B22, B25, B28, B31 AND B34 ARE ALL REFERENCE GROUNDS AND ARE SHORTED TOGETHER THROUGH THE PADDELCARD GROUND PLANES.
 - A14-A21 AND B14-B21 HAVE NO CONNECTIONS TO CABLE.

- NOTE:
- A1, A4, A7, A10, A13, A22, A25, A28, A31, A34, B1, B4, B7, B10, B13, B22, B25, B28, B31 AND B34 ARE ALL REFERENCE GROUNDS AND ARE SHORTED TOGETHER THROUGH THE PADDELCARD GROUND PLANES.

- NOTES:
- ROHS COMPLIANT. SEE REGULATORY INFORMATION APPENDIX IN "ROHS COMPLIANCE" SECTION AT [WWW.3M.COM/INTERCONNECT](http://www.3m.com/interconnect) (E1 & C1 APPLY)
 - PADDELCARD PLATING: 30U" MIN. GOLD PLATING
50U" MIN. NICKEL UNDERPLATING
 - MINISAS CABLE PLUG DIMENSIONS SHALL CONFORM WITH SFF-8086 AND SFF-8087 STANDARDS.
MEETS SFF-8086 STANDARD, ELECTRICAL VOLTAGE: 30V /CONTACT
- △ CLOTH TAPE WRAPPED AROUND CABLE RIBBONS AT BACK OF EACH CONNECTOR. ALSO, UP TO 2 ADDITIONAL TAPE PIECES WILL BE WRAPPED AROUND THE TWO CABLE RIBBONS SPACED EQUIDISTANT FROM THE CONNECTOR ENDS, AND EACH OTHER, DEPENDING ON ASSY LENGTH A:
- A <= 200MM NO ADDITIONAL TAPE
200MM < A <= 600MM 1 TAPE WRAP
600MM < A <= 1000MM 2 TAPE WRAPS
- ▽ 5. PRODUCT DATA SHEET: 78-5102-0113-6
- △ FOUR RIBBONS OF 3M RIBBON TWIN AXIAL CABLE
7. THIS UNIQUE CABLE CONSTRUCTION HAS A THIN ALUMINUM INNER LAYER EXPOSED AT EACH EDGE. USERS SHOULD ASSESS WHETHER THE EXPOSED EDGE PRESENTS A SHORTING RISK IN THEIR SPECIFIC APPLICATION. INSULATING TAPE MAY BE APPLIED AT THE CABLE ASSEMBLY LEVEL, AS NEEDED, TO COVER THIS EXPOSED EDGE IN RISK AREAS.
- △ LENGTH TOLERANCE:
± 10MM FOR LENGTH <=0.5 METER
± 15MM FOR LENGTH >0.5 METER

Visit <http://www.3mconnector.com>

UNIT: MM	DFLG	KOK HOE LEE	DATE	18/11/11
GEN. TOLERANCES	CHKD	YUNLONG QIAO	DATE	18/11/11
LINER 0 = ±0.25 .00 = ±0.15 .000 = ±0.05	APPL	SAJIT BANDHU	DATE	18/11/11
ANGLE ±1°	THIS DOCUMENT CONTAINS PROPRIETARY INFORMATION. IT IS THE PROPERTY OF 3M AND IS NOT TO BE REPRODUCED OR IN PART, SHALL BE MADE WITHOUT AUTHORIZATION FROM 3M.			
PROJECTION	INTERPRET PER ASME Y14.5M-1994			
CRITICAL DIMENSION: ▲				
SCALE: NTS	TITLE		DIVISION	
A3	CABLE ASSEMBLY INTERNAL 68P MINISAS RIBBON TWINAX		ESD	
	DRAWING NO. 78-5100-2450-4		MODEL	
	DET LST		STATUS	
	YES		RELEASED	
	NO		REV	
	SHT 2 OF 2		B	



Компания «ЭлектроПласт» предлагает заключение долгосрочных отношений при поставках импортных электронных компонентов на взаимовыгодных условиях!

Наши преимущества:

- Оперативные поставки широкого спектра электронных компонентов отечественного и импортного производства напрямую от производителей и с крупнейших мировых складов;
- Поставка более 17-ти миллионов наименований электронных компонентов;
- Поставка сложных, дефицитных, либо снятых с производства позиций;
- Оперативные сроки поставки под заказ (от 5 рабочих дней);
- Экспресс доставка в любую точку России;
- Техническая поддержка проекта, помощь в подборе аналогов, поставка прототипов;
- Система менеджмента качества сертифицирована по Международному стандарту ISO 9001;
- Лицензия ФСБ на осуществление работ с использованием сведений, составляющих государственную тайну;
- Поставка специализированных компонентов (Xilinx, Altera, Analog Devices, Intersil, Interpoint, Microsemi, Aeroflex, Peregrine, Syfer, Eurofarad, Texas Instrument, Miteq, Cobham, E2V, MA-COM, Hittite, Mini-Circuits, General Dynamics и др.);

Помимо этого, одним из направлений компании «ЭлектроПласт» является направление «Источники питания». Мы предлагаем Вам помощь Конструкторского отдела:

- Подбор оптимального решения, техническое обоснование при выборе компонента;
- Подбор аналогов;
- Консультации по применению компонента;
- Поставка образцов и прототипов;
- Техническая поддержка проекта;
- Защита от снятия компонента с производства.



Как с нами связаться

Телефон: 8 (812) 309 58 32 (многоканальный)

Факс: 8 (812) 320-02-42

Электронная почта: org@eplast1.ru

Адрес: 198099, г. Санкт-Петербург, ул. Калинина, дом 2, корпус 4, литера А.