

# SURFACE-MOUNT FUSES

## Pulse Tolerant Chip Fuses

Pulse Tolerant Chip Fuses have high inrush current withstand capability and provide overcurrent protection for DC power systems. These devices combine a silver fusing element and monolithic, multilayer design to provide strong arc suppression characteristics.

These RoHS-compliant surface-mount devices can help facilitate the development of more reliable, high-performance consumer electronics such as laptops, multimedia devices, cell phones and other portable electronics.



### BENEFITS

- High inrush current withstanding capability
- Ceramic monolithic structure
- Silver fusing element and silver termination with nickel and tin plating
- Temperature stability
- Strong arc suppression characteristics

### FEATURES

- Lead free materials and RoHS compliant
- Halogen free  
(refers to: Br $\leq$ 900ppm, Cl $\leq$ 900ppm, Br+Cl $\leq$ 1500ppm)
- Monolithic, multilayer design
- High-temperature performance
- -55°C to +125°C operating temperature range

### APPLICATIONS

- Laptops
- Digital cameras
- Cell phones
- Printers
- DVD players
- Portable electronics
- Game systems
- LCD monitors
- Scanners

# Surface Mount Fuses

## Pulse Tolerant Chip Fuses

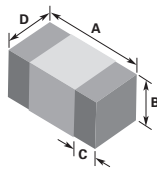
### Table FP1 – ClearTime Characteristics

% of Rated Current		Clear Time at 25°C	
100%		4 hrs (min)	—
200%		1 s (min)	60 s (max)
1000%		0.0002 s (min)	0.02 s (max)

### Table FP2 – Typical Electrical Characteristics and Dimensions

#### 0603 (1608 mm) Pulse Tolerant Chip Fuses

Shape and Dimensions  
mm (in)

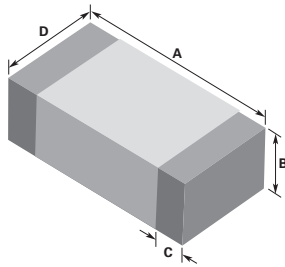


	A		B		C		D	
	Min	Max	Min	Max	Min	Max	Min	Max
mm	1.45	1.75	0.65	0.95	0.21	0.51	0.65	0.95
in	(0.057)	(0.069)	(0.026)	(0.037)	(0.008)	(0.020)	(0.026)	(0.037)

Part Number	Typical Electrical Characteristics			Max Interrupt Ratings	
	Rated Current (A)	Nominal Cold DCR (Ω)*	Nominal I <sup>2</sup> t (A <sup>2</sup> sec) <sup>†</sup>	Voltage (V <sub>DC</sub> )	Current (A)
0603SFP100F/32-2	1.0	0.210	0.08	32	50
0603SFP150F/32-2	1.5	0.101	0.11	32	50
0603SFP200F/32-2	2.0	0.057	0.24	32	50
0603SFP250F/32-2	2.5	0.042	0.56	32	50
0603SFP300F/32-2	3.0	0.030	0.72	32	50
0603SFP350F/32-2	3.5	0.022	1.10	32	50
0603SFP400F/32-2	4.0	0.018	2.08	32	50
0603SFP450F/32-2	4.5	0.014	2.63	32	50
0603SFP500F/32-2	5.0	0.013	3.25	32	50
0603SFP600F/32-2	6.0	0.010	4.00	32	70

#### 1206 (3216 mm) Pulse Tolerant Chip Fuses

Shape and Dimensions  
mm (in)



	A		B		C		D	
	Min	Max	Min	Max	Min	Max	Min	Max
mm	3.00	3.40	0.77	1.17	0.26	0.76	1.40	1.80
in	(0.118)	(0.134)	(0.030)	(0.046)	(0.010)	(0.030)	(0.055)	(0.071)

Part Number	Typical Electrical Characteristics			Max Interrupt Ratings	
	Rated Current (A)	Nominal Cold DCR (Ω)*	Nominal I <sup>2</sup> t (A <sup>2</sup> sec) <sup>†</sup>	Voltage (V <sub>DC</sub> )	Current (A)
1206SFP100F/63-2	1.0	0.340	0.11	63	50
1206SFP150F/63-2	1.5	0.150	0.33	63	50
1206SFP200F/63-2	2.0	0.090	0.80	63	50
1206SFP250F/32-2	2.5	0.070	1.19	32	50
1206SFP300F/32-2	3.0	0.035	1.35	32	50
1206SFP350F/32-2	3.5	0.029	1.84	32	50
1206SFP400F/32-2	4.0	0.023	2.74	32	50
1206SFP450F/32-2	4.5	0.021	3.20	32	50
1206SFP500F/32-2	5.0	0.017	5.50	32	50
1206SFP600F/24-2	6.0	0.013	12.50	24	80
1206SFP700F/24-2	7.0	0.010	30.00	24	80
1206SFP800F/24-2	8.0	0.009	60.00	24	80

\* Measured at ≤10% of rated current and 25°C ambient temperature.  
<sup>†</sup> Melting I<sup>2</sup>t at 0.001 sec clear time.

# Surface Mount Fuses

## Pulse Tolerant Chip Fuses

### Figures FP1-FP4 — Family Performance Curves

Figure FP1

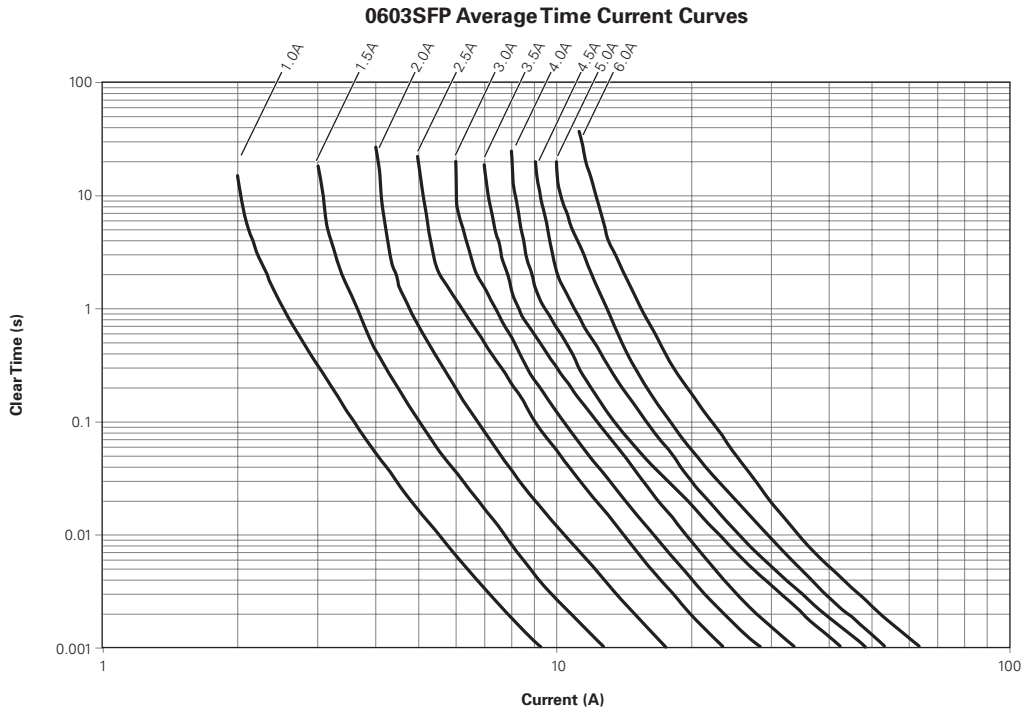
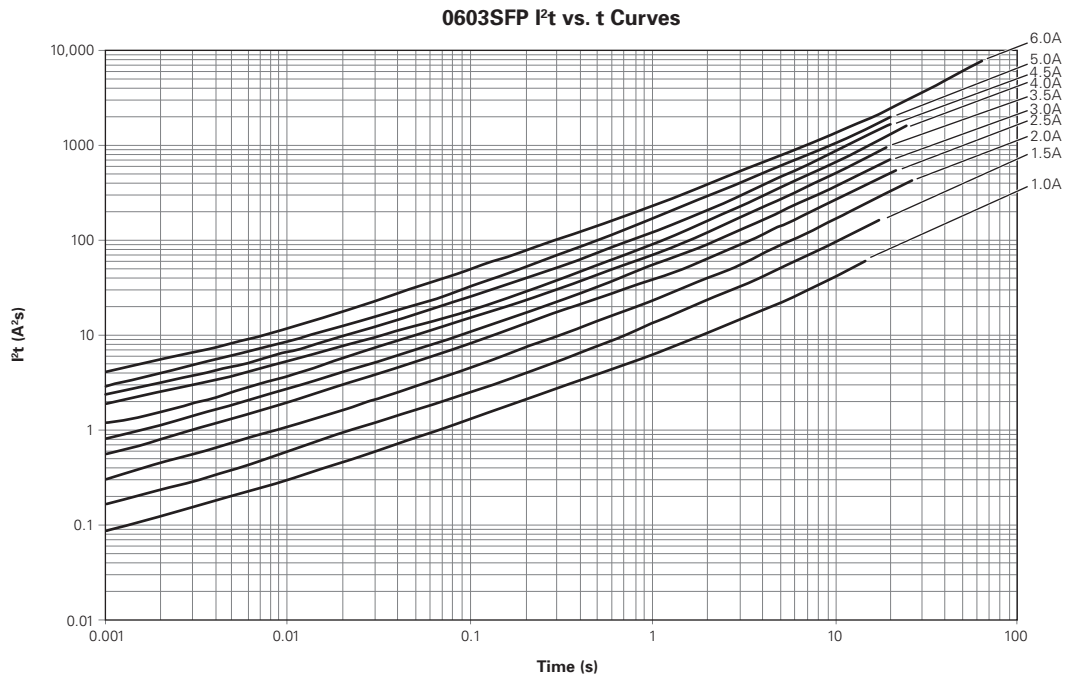


Figure FP2



# Surface Mount Fuses

## Pulse Tolerant Chip Fuses

### Figures FP1-FP4 — Family Performance Curves

(Cont'd)

Figure FP3

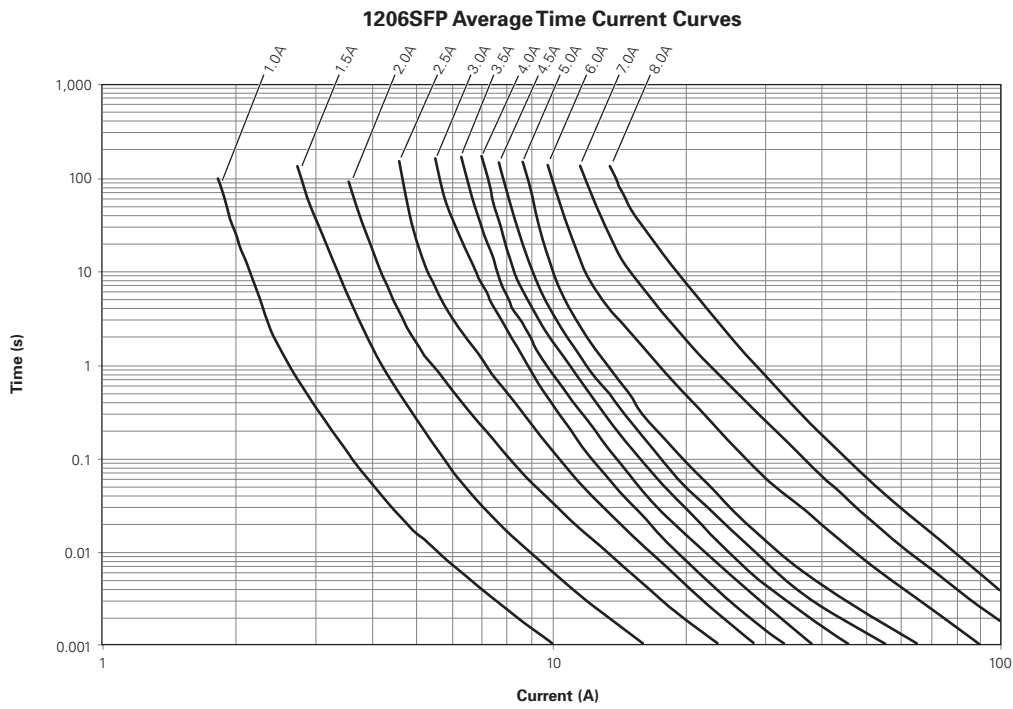
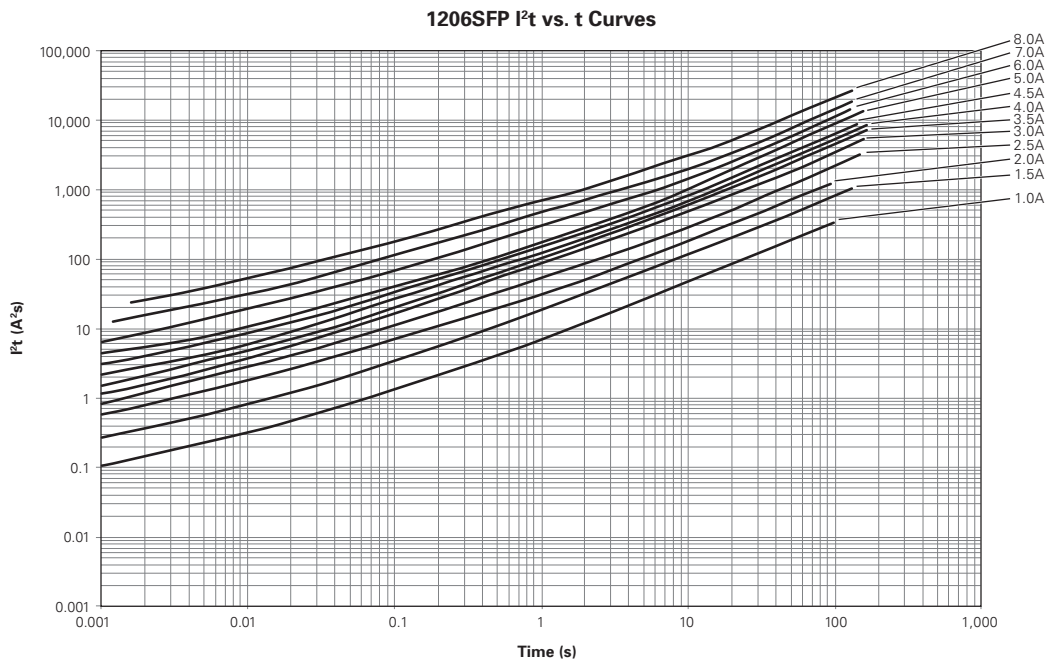


Figure FP4



Note: Curves are nominal.

## Surface Mount Fuses

### Pulse Tolerant Chip Fuses

#### **Notice:**

Littelfuse products are not designed for, and shall not be used for, any purpose (including, without limitation, automotive, military, aerospace, medical, life-saving, life-sustaining or nuclear facility applications, devices intended for surgical implant into the body, or any other application in which the failure or lack of desired operation of the product may result in personal injury, death, or property damage) other than those expressly set forth in applicable Littelfuse product documentation. Warranties granted by Littelfuse shall be deemed void for products used for any purpose not expressly set forth in applicable Littelfuse documentation. Littelfuse shall not be liable for any claims or damages arising out of products used in applications not expressly intended by Littelfuse as set forth in applicable Littelfuse documentation. The sale and use of Littelfuse products is subject to Littelfuse Terms and Conditions of Sale, unless otherwise agreed by Littelfuse.



Компания «ЭлектроПласт» предлагает заключение долгосрочных отношений при поставках импортных электронных компонентов на взаимовыгодных условиях!

Наши преимущества:

- Оперативные поставки широкого спектра электронных компонентов отечественного и импортного производства напрямую от производителей и с крупнейших мировых складов;
- Поставка более 17-ти миллионов наименований электронных компонентов;
- Поставка сложных, дефицитных, либо снятых с производства позиций;
- Оперативные сроки поставки под заказ (от 5 рабочих дней);
- Экспресс доставка в любую точку России;
- Техническая поддержка проекта, помощь в подборе аналогов, поставка прототипов;
- Система менеджмента качества сертифицирована по Международному стандарту ISO 9001;
- Лицензия ФСБ на осуществление работ с использованием сведений, составляющих государственную тайну;
- Поставка специализированных компонентов (Xilinx, Altera, Analog Devices, Intersil, Interpoint, Microsemi, Aeroflex, Peregrine, Syfer, Eurofarad, Texas Instrument, Miteq, Cobham, E2V, MA-COM, Hittite, Mini-Circuits, General Dynamics и др.);

Помимо этого, одним из направлений компании «ЭлектроПласт» является направление «Источники питания». Мы предлагаем Вам помощь Конструкторского отдела:

- Подбор оптимального решения, техническое обоснование при выборе компонента;
- Подбор аналогов;
- Консультации по применению компонента;
- Поставка образцов и прототипов;
- Техническая поддержка проекта;
- Защита от снятия компонента с производства.



#### Как с нами связаться

**Телефон:** 8 (812) 309 58 32 (многоканальный)

**Факс:** 8 (812) 320-02-42

**Электронная почта:** [org@eplast1.ru](mailto:org@eplast1.ru)

**Адрес:** 198099, г. Санкт-Петербург, ул. Калинина, дом 2, корпус 4, литера А.