

3M™ PIN STRIP HEADER, 951 SERIES  
 2MM AND 2MM X 2MM STRAIGHT, RIGHT ANGLE AND SURFACE MOUNT, SOLDER TAIL

- NOTES
- REGULATORY INFORMATION:  
 VISIT 3M.com/regs OR CONTACT YOUR 3M REPRESENTATIVE TO FIND THE RoHS COMPLIANCE STATUS OF THE 3M PART YOU ARE INTERESTED IN.
  - IN THE EVENT OF CONFLICT BETWEEN THIS DATA AND THAT CONTAINED IN THE PRODUCT SPECIFICATION, THE PRODUCT SPECIFICATION TAKES PRECEDENT.
  - N = THE NUMBER OF POSITIONS.



SINGLE ROW STRAIGHT VERSION



DUAL ROW STRAIGHT VERSION



SINGLE ROW RIGHT ANGLE VERSION



DUAL ROW RIGHT ANGLE VERSION



SINGLE ROW SURFACE MOUNT VERSION



DUAL ROW SURFACE MOUNT VERSION

**2** PHYSICAL :

INSULATOR: HIGH TEMP THERMOPLASTIC  
 MATERIAL: UL94V-0  
 FLAMMABILITY: BLACK  
 CONTACT: BRASS  
 MATERIAL: BRASS  
 PLATING: 50μ" [1.27μm] NICKEL-OVERALL  
 UNDER PLATING: GOLD FLASH  
 WIPING AREA: 40-118μ" [1-3μm]  
 SOLDER TAILS: ORIENTATION TRIANGLE

**2** ELECTRICAL :

CURRENT RATING: 2A  
 CONTACT RESISTANCE: ≤ 20mΩ  
 INSULATION RESISTANCE: ≥ 1000MΩ  
 WITHSTANDING VOLTAGE: 500V<sub>RMS</sub> 1mA, 60s

**2** MECHANICAL :

RETENTION FORCE: ≥ 4.5N PER PIN

**2** ENVIRONMENTAL :

TEMPERATURE RATING: -55°C TO 125°C  
 HUMIDITY: < 93% AT 40°C  
 RESISTANCE TO SOLDERING HEAT: PBT, 245°C±5°C, 10s

3M ELECTRONICS MATERIALS SOLUTIONS DIVISION  
 INTERCONNECT SOLUTIONS  
<http://www.3mconnectors.com>  
 3M IS A TRADEMARK OF 3M COMPANY.  
 FOR TECHNICAL, SALES OR ORDERING  
 INFORMATION CALL 800-225-5373

**us**  
 UL FILE NO: E68080

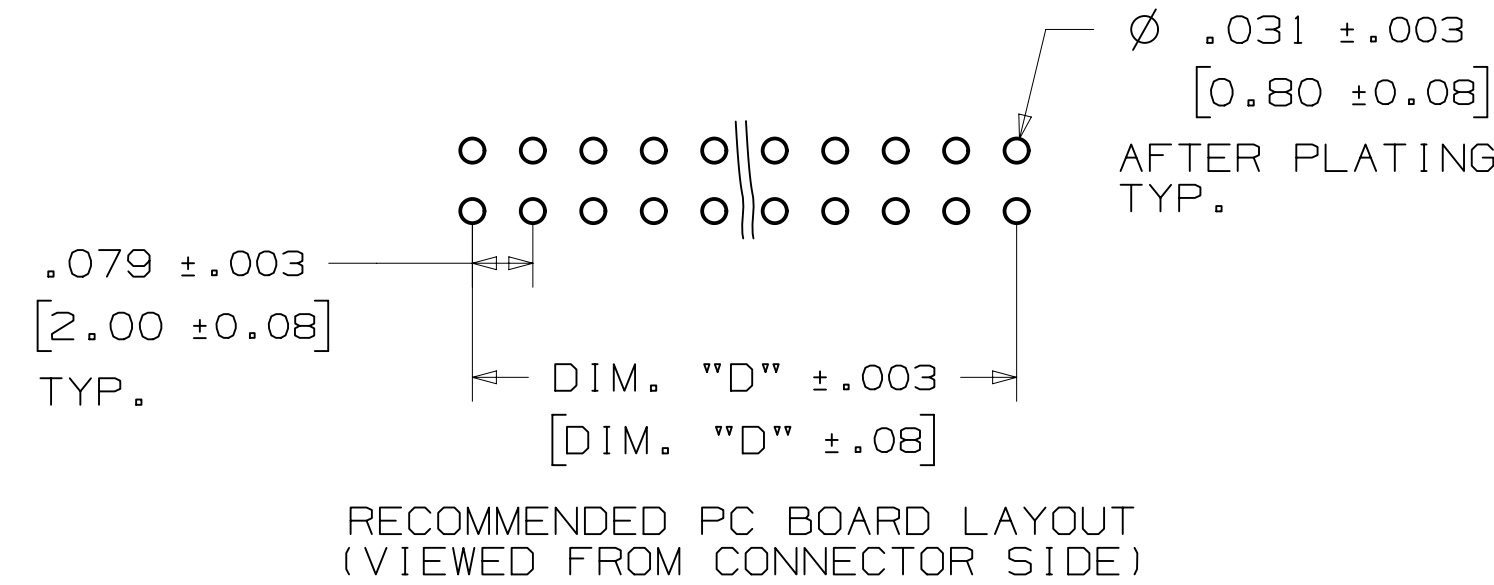
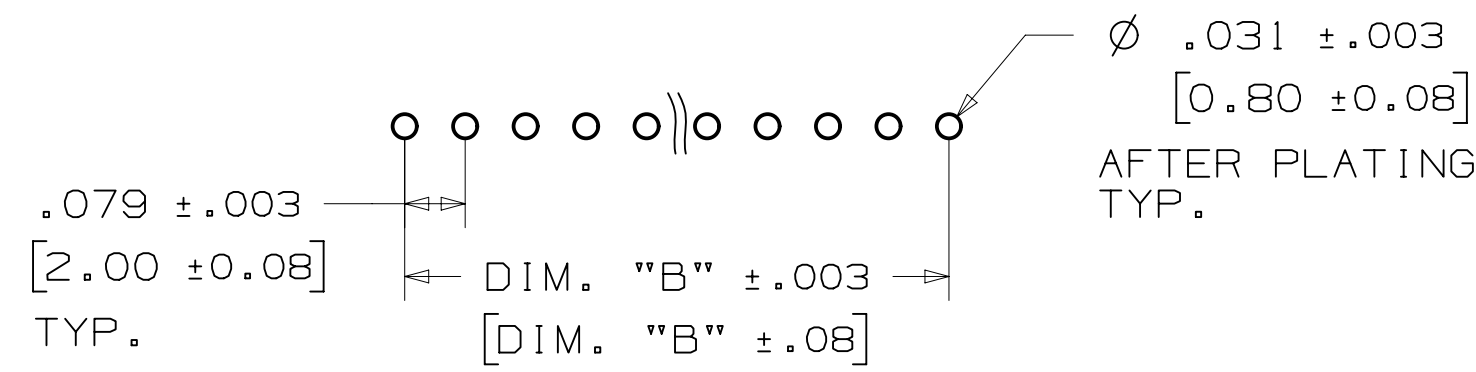
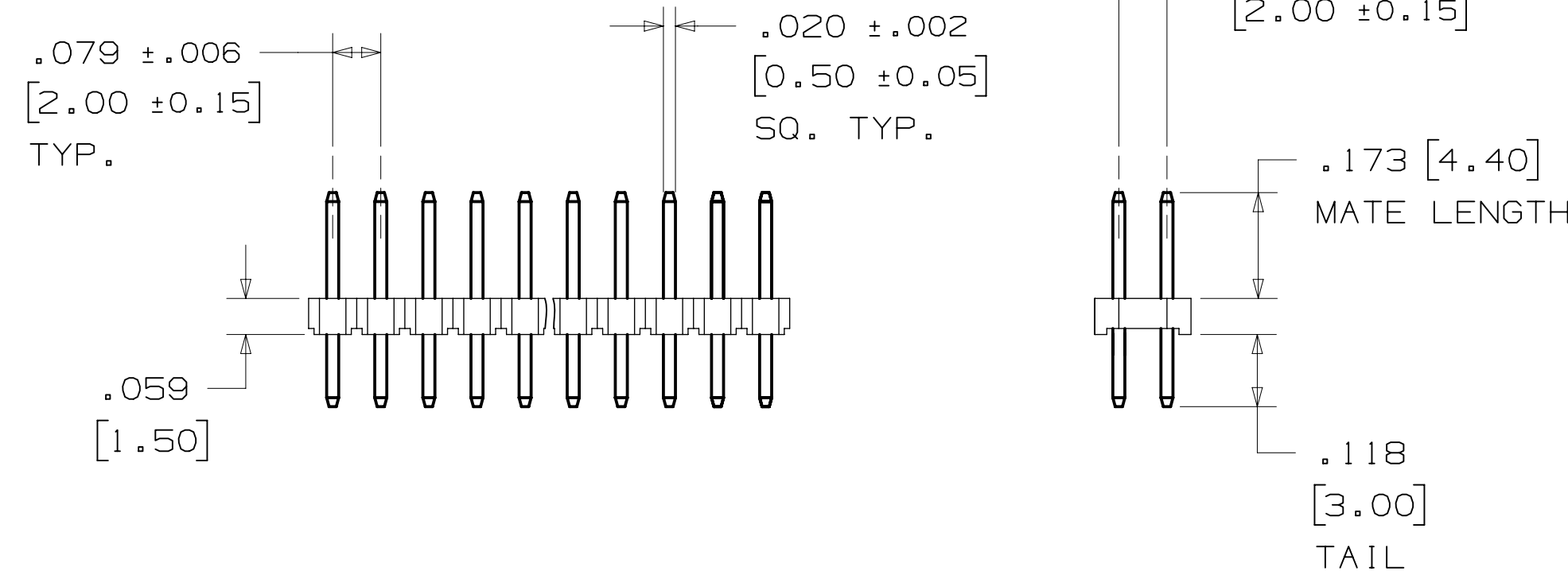
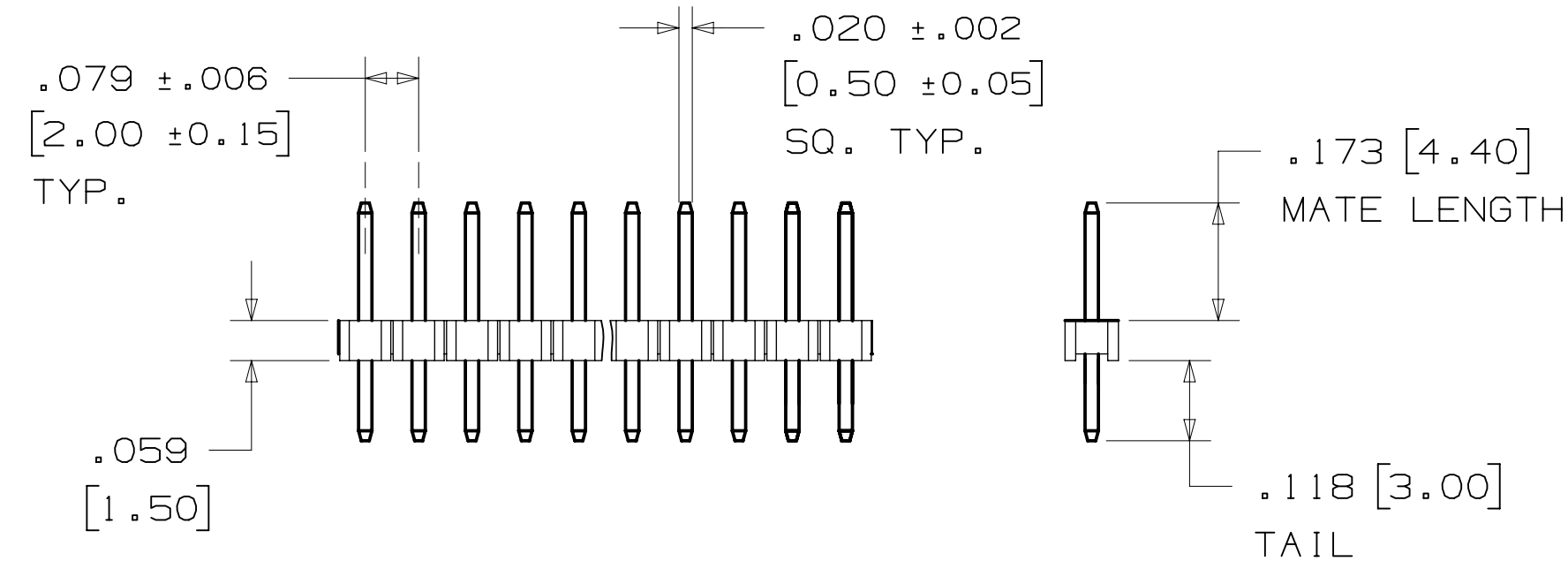
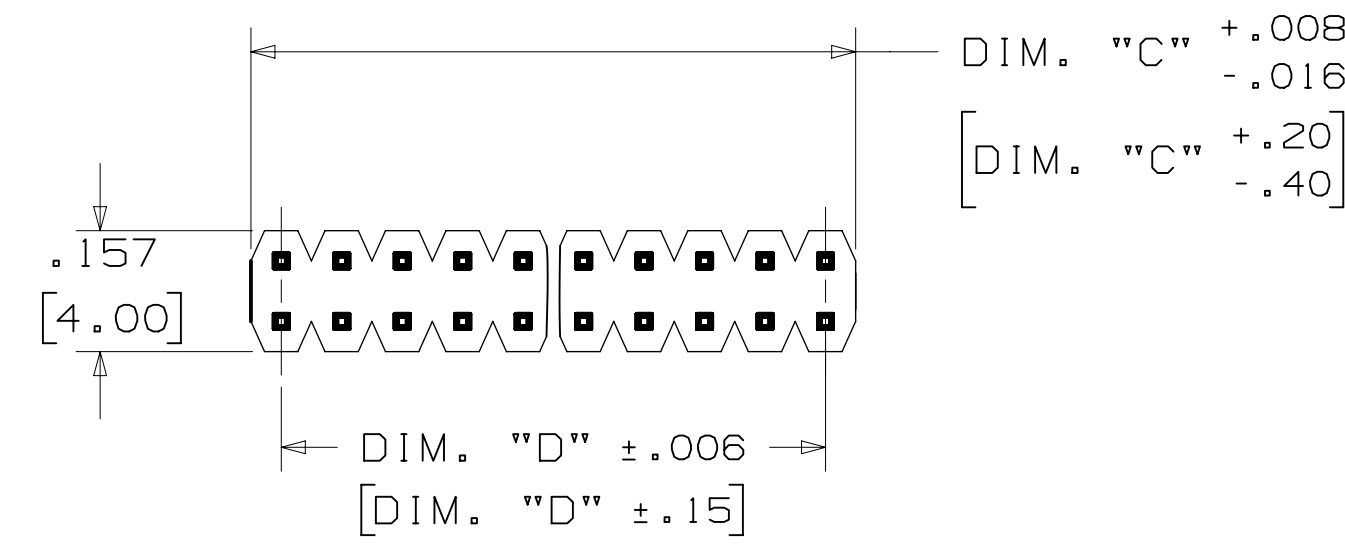
MM [ INCH ]		
TOLERANCE - UNLESS NOTED		
	X.	.XX
MM	±.5	±.20
[ INCH ]	±.02	±.008
[ ] = DIM. FOR REFERENCE ONLY		

DIMENSIONS: INCH [ MM ]  
 [ MM ] FOR REF. ONLY

DESIGN REFERENCE	NEXT ASSEMBLY	REV	ECO	ISSUE DATE AND DESCRIPTION	DRFT	CHKD
ACROSS CODES		CASTIGLIONE		FEB 23, 2015		
DIVISION	DIVISION CODE	CHKD	DATE	APPRV	DATE	
	EMSD			T. SUNIGA	FEB 23, 2015	
DO NOT SCALE DRAWING	SCALE 4/1	TOLERANCES EXCEPT AS NOTED		© 3M COPYRIGHT 2017 This document and the information it contains are 3M property and may not be reproduced or further distributed without 3M permission, or used or disclosed other than for 3M authorized purposes. All rights reserved.		
THIRD ANGLE PROJECTION	INTERPRET PER ASME Y14.5 - 2009	INCHES .00 ± .000 ± .0000 ±		TITLE PIN STRIP HEADER, 2MM X 2MM, STRAIGHT, SMT & RA, SOLDER TAIL		
MAX SURFACE ROUGHNESS	MARKED SURFACES	CAGE NUMBER	SIZE	DRAWING NO.	REV.	
✓	✓	D		78-5100-2653-3	B	
✓	✓	MODEL	951XXX	DET	ISTS	YES X NO
						SHT 1 OF 5

B REVISED  
 78-5100-2653-3 DRAWING NUMBER  
 B  
 Drr.set  
 A  
 Standard Time 11/27/2017 UTC

3M™ PIN STRIP HEADER, 951 SERIES  
 2MM AND 2MM X 2MM STRAIGHT, RIGHT ANGLE AND SURFACE MOUNT, SOLDER TAIL



RECOMMENDED PC BOARD LAYOUT  
 (VIEWED FROM CONNECTOR SIDE)

RECOMMENDED PC BOARD LAYOUT  
 (VIEWED FROM CONNECTOR SIDE)

ORDERING INFORMATION  
 STRAIGHT VERSION

951XXX-8622-AR

No. OF ROWS: 1 = 1 ROW  
 2 = 2 ROW  
 CONTACT QTY. 40 PINS = 1 ROW  
 80 PINS = 2 ROW

TABLE 1	
DIM. "A"	.079 [2.00] X N
DIM. "B"	.079 [2.00] X (N-1)
DIM. "C"	.079 [2.00] X (N/2)
DIM. "D"	.079 [2.00] X (N/2-1)
SEE NOTE 3	

DESIGN REFERENCE	NEXT ASSEMBLY	REV	ECO	ISSUE DATE AND DESCRIPTION	DRFT	CHKD
ACROSS CODES		CHKD	CASTIGLIONE	FEB 23, 2015	MFG DATE	
DIVISION	DIVISION CODE	APPRV	T. SUNIGA	FEB 23, 2015		
DO NOT SCALE DRAWING	SCALE 4/1	TOLERANCES EXCEPT AS NOTED		© 3M COPYRIGHT 2017 This document and the information it contains are 3M property and may not be reproduced or further distributed without 3M permission, or used or disclosed other than for 3M authorized purposes. All rights reserved.		
THIRD ANGLE PROJECTION	INTERPRET PER ASME Y14.5 - 2009	INCHES .00 ± .000 ± .0000 ±		TITLE PIN STRIP HEADER, 2MM X 2MM, STRAIGHT, SMT & RA, SOLDER TAIL		
MAX SURFACE ROUGHNESS	MARKED ONLY	MILLIMETERS 0 ± .00 ± .000 ±		CAGE NUMBER D 78-5100-2653-3		
		ANGLES 0 ± .00 ± .000 ±		MODEL 951XXX		
				DET. [ ] YES [X] NO [ ] SHT 2 OF 5		

B	76546	NOV 08, 2017	JNC	SC
A	72044	MAR 06, 2017	JNC	TS
REVISE ELECTRICAL NOTES 3-2-17 REMOVED 2 CONNECTORS PRODUCTION RELEASE				

78-5100-2653-3  
 DRAWING NUMBER  
 11/27/2017 UTC  
 Drf-set

3M™ PIN STRIP HEADER, 951 SERIES  
 2MM AND 2MM X 2MM STRAIGHT, RIGHT ANGLE AND SURFACE MOUNT, SOLDER TAIL



RECOMMENDED PC BOARD LAYOUT  
 (VIEWED FROM CONNECTOR SIDE)



RECOMMENDED PC BOARD LAYOUT  
 (VIEWED FROM CONNECTOR SIDE)



ORDERING INFORMATION  
 RIGHT ANGLE VERSION

951XXX-7X22-AR

No. OF ROWS:  
 1 = 1 ROW  
 2 = 2 ROW

CONTACT QTY:  
 40 PINS = 1 ROW  
 80 PINS = 2 ROW

DIM. "F"  
 MATING PIN LENGTH:  
 6 = .173 [4.40]  
 7 = .295 [7.50]

DIM. "A"	.079 [2.00] X N
DIM. "B"	.079 [2.00] X (N-1)
DIM. "C"	.079 [2.00] X (N/2)
DIM. "D"	.079 [2.00] X (N/2-1)
SEE NOTE 3	

DESIGN REFERENCE	NEXT ASSEMBLY	REV	ECO	ISSUE DATE AND DESCRIPTION	DRFT	CHKD
		CASTIGLIONE		FEB 23, 2015		
DIVISION	DIVISION CODE	DATE	DATE	DATE	DATE	DATE
	EMSD					
DO NOT SCALE DRAWING	SCALE 4/1	TOLERANCES EXCEPT AS NOTED				
THIRD ANGLE PROJECTION	INCHES	MILLIMETERS	<b>PIN STRIP HEADER, 2MM X 2MM, STRAIGHT, SMT &amp; RA, SOLDER TAIL</b>			
MAX SURFACE ROUGHNESS	INTERPRET PER ASME Y14.5 - 2009	CAGE NUMBER	SIZE	DRAWING NO.	REV.	
		D	78-5100-2653-3	B		
		MODEL	951XXX	DET	YES	NO
				SHT	3	OF 5

78-5100-2653-3  
 DRAWING NUMBER  
 B  
 REV. 1  
 DATE 11/27/2017 UTC  
 Drf-set  
 B  
 Standard  
 Time

3M™ PIN STRIP HEADER, 951 SERIES  
 2MM AND 2MM X 2MM STRAIGHT, RIGHT ANGLE AND SURFACE MOUNT, SOLDER TAIL



ORDERING INFORMATION  
 SURFACE MOUNT VERSION

951XXX-25X0-AR-XX

No. OF ROWS:  
 1 = 1 ROW  
 2 = 2 ROW

CONTACT QUANTITY:  
 40 PINS = 1 ROW  
 80 PINS = 2 ROW

PACKAGING:  
 TP = TUBE  
 PT = TUBE WITH PAD  
 PR = TAPE & REEL WITH PAD  
 NOTE: PAD OPTIONS  
 1 ROW = 40 POSITION  
 2 ROW = 80 POSITION

BOARD LOCATION FEATURES:  
 3 = 1 ROW / PIN 1 LEFT  
 2 = 2 ROW / NONE  
 5 = 2 ROW / WITH LOCATION POST  
 ( 8 - 14 CONTACTS)

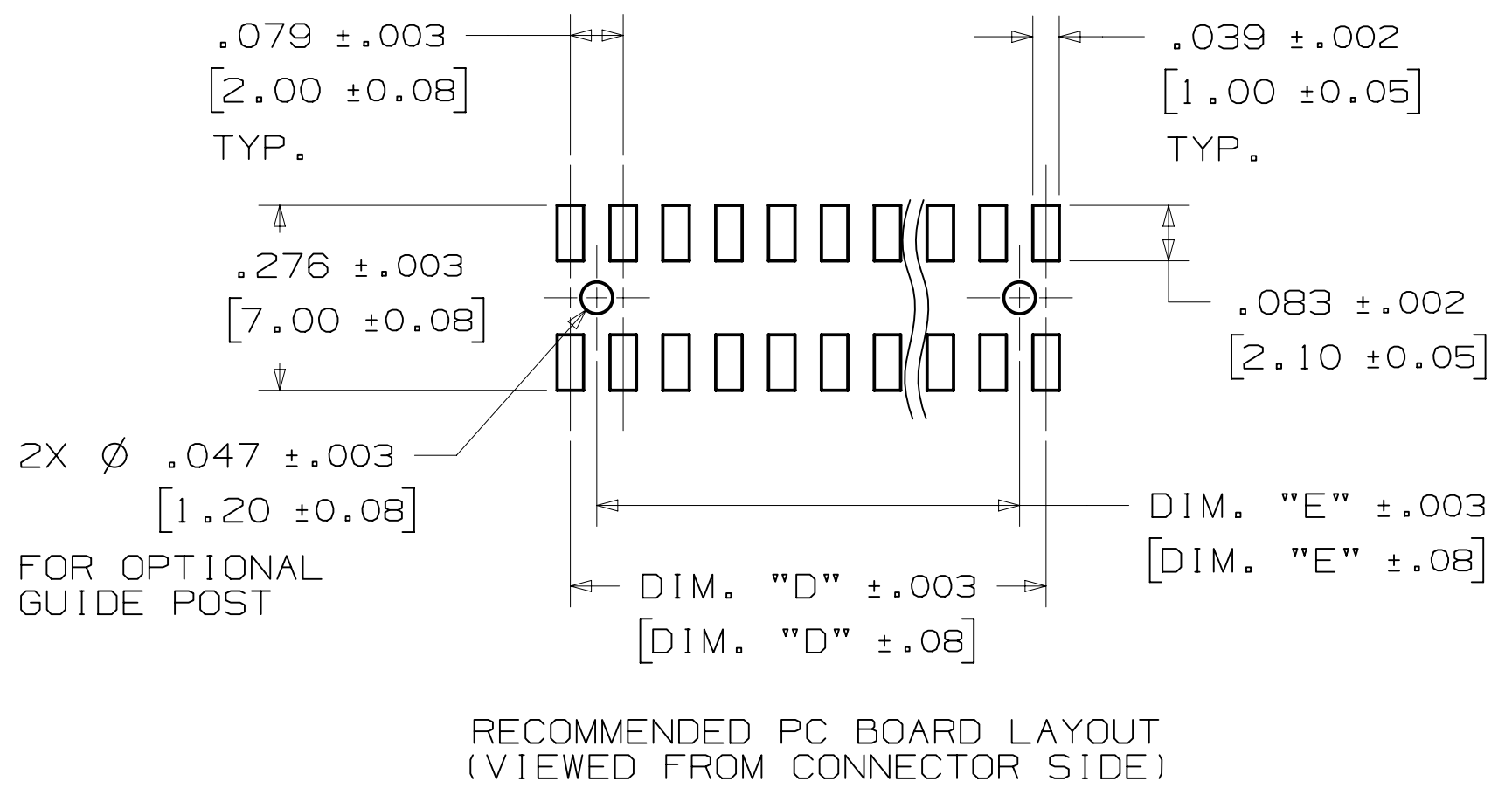
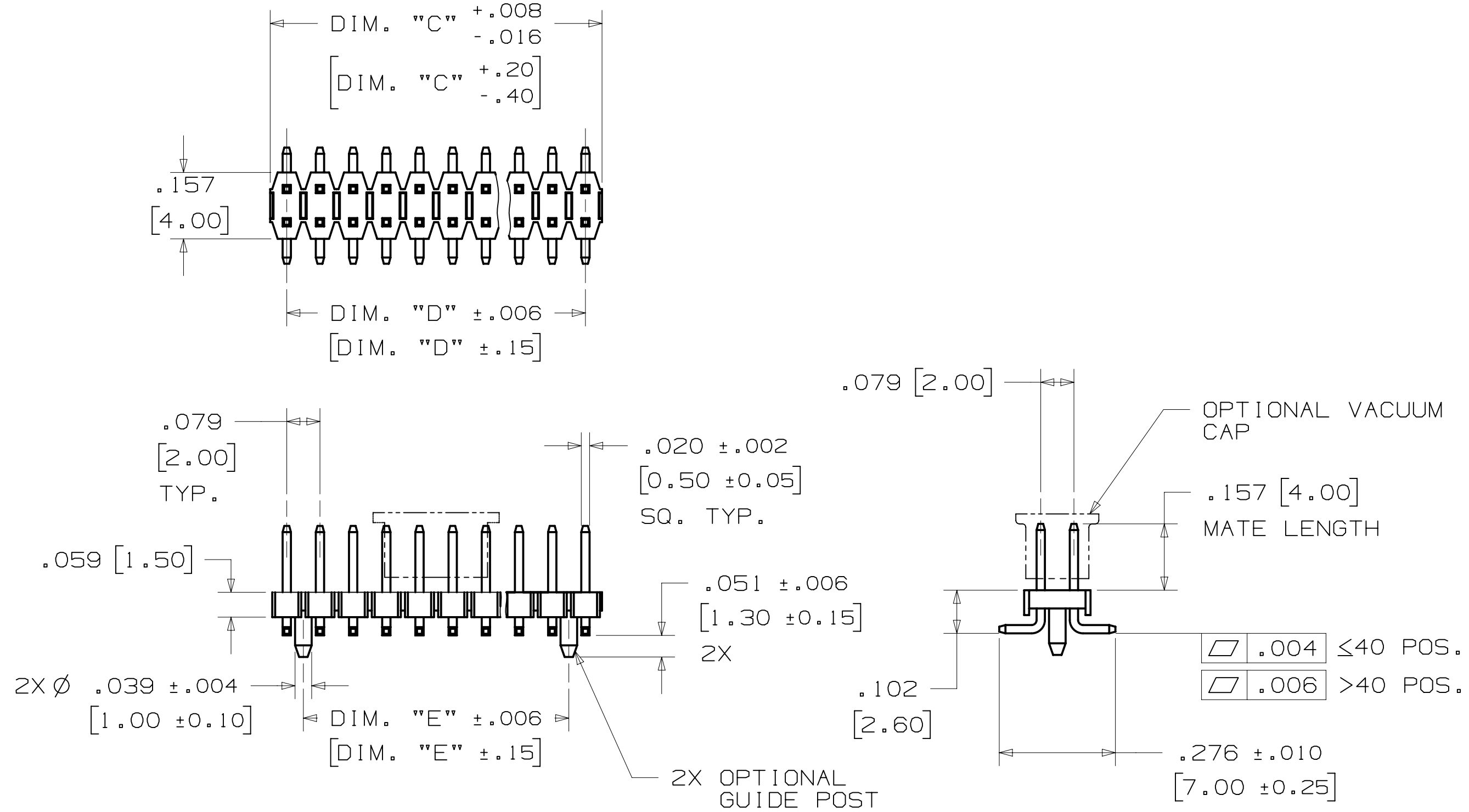


TABLE 3

DIM. "A"	.079 [2.00] X N
DIM. "B"	.079 [2.00] X (N-1)
DIM. "C"	.079 [2.00] X (N/2)
DIM. "D"	.079 [2.00] X (N/2-1)
DIM. "E"	.079 [2.00] X (N/2-2)
SEE NOTE 3	

TAPE & REEL OPTION

1 ROW	CONTACT QTY.	40
2 ROW		80
TAPE WIDTH [MM]		104

DESIGN REFERENCE	NEXT ASSEMBLY	REV	ECO	ISSUE DATE AND DESCRIPTION	DRFT	CHKD
CASTIGLIONE				FEB 23, 2015		
DIVISION		DIVISION CODE		DATE		
EMSD		EMSD		FEB 23, 2015		
DO NOT SCALE DRAWING	SCALE 4/1	TOLERANCES EXCEPT AS NOTED		DATE		
THIRD ANGLE PROJECTION		INCHES		DATE		
INTERPRET PER ASME Y14.5 - 2009		MILLIMETERS		DATE		
MAX SURFACE ROUGHNESS		INCHES		DATE		
SURFACES		MILLIMETERS		DATE		
MARKED ONLY		ANGLES		DATE		
3M Center St. Paul, MN 55144		© 3M COPYRIGHT 2017		This document and the information it contains are 3M property and may not be reproduced or further distributed without 3M permission, or used or disclosed other than for 3M authorized purposes. All rights reserved.		
TITLE		CAGE NUMBER		REV.		
PIN STRIP HEADER, 2MM X 2MM, STRAIGHT, SMT & RA, SOLDER TAIL		D 78-5100-2653-3		B		
MODEL		951XXX		SHT 4 OF 5		

3M™ PIN STRIP HEADER, 951 SERIES  
 2MM AND 2MM X 2MM STRAIGHT, RIGHT ANGLE AND SURFACE MOUNT, SOLDER TAIL

**Regulatory:** For regulatory information about this product, visit [3M.com/regs](http://3M.com/regs) or contact your 3M representative.

**Technical Information:** The technical information, recommendations and other statements contained in this document are based upon tests or experience that 3M believes are reliable, but the accuracy or completeness of such information is not guaranteed.

**Product Use:** Many factors beyond 3M's control and uniquely within user's control can affect the use and performance of a 3M product in a particular application. Given the variety of factors that can affect the use and performance of a 3M product, user is solely responsible for evaluating the 3M product and determining whether it is fit for a particular purpose and suitable for user's method of application.

**Warranty, Limited Remedy, and Disclaimer:** Unless an additional warranty is specifically stated on the applicable 3M product packaging or product literature, 3M warrants that each 3M product meets the applicable 3M product specification at the time 3M ships the product. 3M MAKES NO OTHER WARRANTIES OR CONDITIONS, EXPRESS OR IMPLIED, INCLUDING, BUT NOT LIMITED TO, ANY IMPLIED WARRANTY OR CONDITION OF MERCHANTABILITY OR FITNESS FOR A PARTICULAR PURPOSE OR ANY IMPLIED WARRANTY OR CONDITION ARISING OUT OF A COURSE OF DEALING, CUSTOM OR USAGE OR TRADE. If the 3M product does not conform to this warranty, then the sole and exclusive remedy is, at 3M's option, replacement of the 3M product or refund of the purchase price.

**Limitation of Liability:** Except where prohibited by law, 3M will not be liable for any loss or damage arising from the 3M product, whether direct, indirect, special, incidental or consequential, regardless of the legal theory asserted, including warranty, contract, negligence or strict liability.

3M Electronics Materials Solutions Division  
 6801 River Place Blvd.  
 Austin, TX 78726-9000  
 1-800-225-5373  
[www.3M.com/interconnect](http://www.3M.com/interconnect)

DESIGN REFERENCE	NEXT ASSEMBLY	REV	ECO	ISSUE DATE AND DESCRIPTION	DRFT	CHKD
APPROVED	DATE	DATE	DATE	DATE	DATE	DATE
CASTIGLIONE	FEB 23, 2015	FEB 23, 2015	T. SUNIGA	FEB 23, 2015		
DIVISION	DIVISION CODE	 3M Center St. Paul, MN 55144 © 3M COPYRIGHT 2017 This document and the information it contains are 3M property and may not be reproduced or further distributed without 3M permission, or used or disclosed other than for 3M authorized purposes. All rights reserved.				
DO NOT SCALE DRAWING	SCALE 4/1	TOLERANCES EXCEPT AS NOTED		TITLE		
		INCHES		PIN STRIP HEADER, 2MM X 2MM, STRAIGHT, SMT & RA, SOLDER TAIL		
THIRD ANGLE PROJECTION	INTERPRET PER ASME Y14.5 - 2009	MILLIMETERS		CAGE NUMBER	SIZE	DRAWING NO.
				D	78-5100-2653-3	B
MAX SURFACE ROUGHNESS	MARKED SURFACES	ANGLES		MODEL	951XXX	REV. 5 OF 5

78-5100-2653-3  
 DRAWING NUMBER  
 B  
 REVISION  
 0  
 1  
 2  
 3  
 4  
 5  
 6  
 7  
 8  
 A  
 B  
 C  
 D  
 Drf-set  
 Standard Time 11/27/2017 UTC



Компания «ЭлектроПласт» предлагает заключение долгосрочных отношений при поставках импортных электронных компонентов на взаимовыгодных условиях!

Наши преимущества:

- Оперативные поставки широкого спектра электронных компонентов отечественного и импортного производства напрямую от производителей и с крупнейших мировых складов;
- Поставка более 17-ти миллионов наименований электронных компонентов;
- Поставка сложных, дефицитных, либо снятых с производства позиций;
- Оперативные сроки поставки под заказ (от 5 рабочих дней);
- Экспресс доставка в любую точку России;
- Техническая поддержка проекта, помощь в подборе аналогов, поставка прототипов;
- Система менеджмента качества сертифицирована по Международному стандарту ISO 9001;
- Лицензия ФСБ на осуществление работ с использованием сведений, составляющих государственную тайну;
- Поставка специализированных компонентов (Xilinx, Altera, Analog Devices, Intersil, Interpoint, Microsemi, Aeroflex, Peregrine, Syfer, Eurofarad, Texas Instrument, Miteq, Cobham, E2V, MA-COM, Hittite, Mini-Circuits, General Dynamics и др.);

Помимо этого, одним из направлений компании «ЭлектроПласт» является направление «Источники питания». Мы предлагаем Вам помощь Конструкторского отдела:

- Подбор оптимального решения, техническое обоснование при выборе компонента;
- Подбор аналогов;
- Консультации по применению компонента;
- Поставка образцов и прототипов;
- Техническая поддержка проекта;
- Защита от снятия компонента с производства.



#### Как с нами связаться

**Телефон:** 8 (812) 309 58 32 (многоканальный)

**Факс:** 8 (812) 320-02-42

**Электронная почта:** [org@eplast1.ru](mailto:org@eplast1.ru)

**Адрес:** 198099, г. Санкт-Петербург, ул. Калинина, дом 2, корпус 4, литера А.