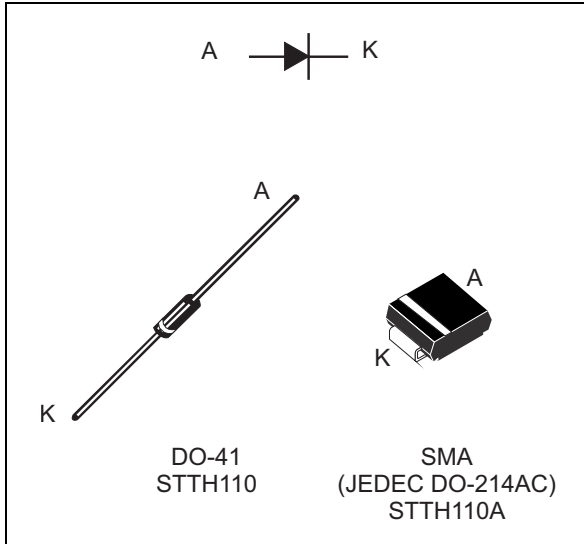


High voltage ultrafast rectifier

Datasheet - production data



Description

The STTH110, which is using ST ultrafast high voltage planar technology, is especially suited for free-wheeling, clamping, snubbing, demagnetization in power supplies and other power switching applications.

Table 1. Device summary

Symbol	Value
$I_{F(AV)}$	1 A
V_{RRM}	1000 V
$T_j(max)$	175 °C
$V_F(max)$	1.42 V

Features

- Low forwarded voltage drop
- High reliability
- High surge current capability
- Soft switching for reduced EMI disturbances
- Planar technology

1 Characteristics

Table 2. Absolute ratings (limiting values at $T_j = 25\text{ °C}$, unless otherwise specified)

Symbol	Parameter		Value	Unit	
V_{RRM}	Repetitive peak reverse voltage		1000	V	
$V_{(RMS)}$	Voltage rms		700	V	
$I_{F(AV)}$	Average forward current	SMA	$T_L = 110\text{ °C } \delta = 0.5$	1	A
		DO-41	$T_L = 125\text{ °C } \delta = 0.5$	1	
I_{FSM}	Forward Surge current $t = 8.3\text{ ms}$	SMA		18	A
		DO-41		20	
T_{stg}	Storage temperature range		-50 to + 175	°C	
T_j	Maximum operating junction temperature		175	°C	

Table 3. Thermal resistance

Symbol	Parameter		Value	Unit
$R_{th(j-l)}$	Junction to lead	SMA	30	°C/W
		Lead length = 10 mm	DO-41	
$R_{th(j-a)}$	Junction to ambient	Lead length = 10 mm	DO-41	

Table 4. Static electrical characteristics

Symbol	Parameter	Tests conditions		Min.	Typ.	Max.	Unit
I_R	Reverse leakage current	$T_j = 25\text{ °C}$	$V_R = 1000\text{ V}$			10	μA
		$T_j = 125\text{ °C}$				50	
V_F	Forward voltage drop	$T_j = 25\text{ °C}$	$I_F = 1\text{ A}$			1.7	V
		$T_j = 150\text{ °C}$			0.98	1.42	

To evaluate the conduction losses use the following equation:

$$P = 1.20 \times I_{F(AV)} + 0.225 I_{F(RMS)}^2$$

Table 5. Dynamic electrical characteristics

Symbol	Parameter	Tests conditions		Min.	Typ.	Max.	Unit
t_{rr}	Reverse recovery time	$T_j = 25\text{ °C}$	$I_F = 0.5\text{ A}$ $I_{rr} = 0.25\text{ A}$ $I_R = 1\text{ A}$			75	ns
t_{fr}	Forward recovery time	$T_j = 25\text{ °C}$	$I_F = 1\text{ A}$, $dI_F/dt = 50\text{ A/ms}$ $V_{FR} = 1.1 \times V_{Fmax}$			300	ns
V_{FP}	Forward recovery voltage						18

Figure 1. Conduction losses versus average current

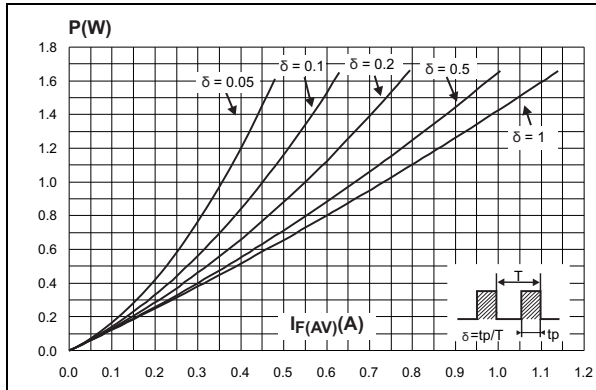


Figure 2. Forward voltage drop versus forward current (typical values)

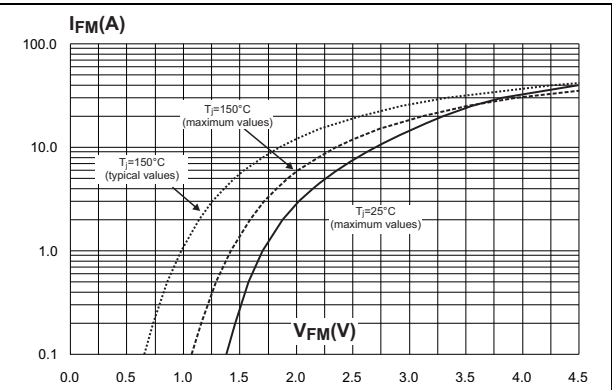


Figure 3. Relative variation of thermal impedance junction ambient versus pulse duration (DO-41)

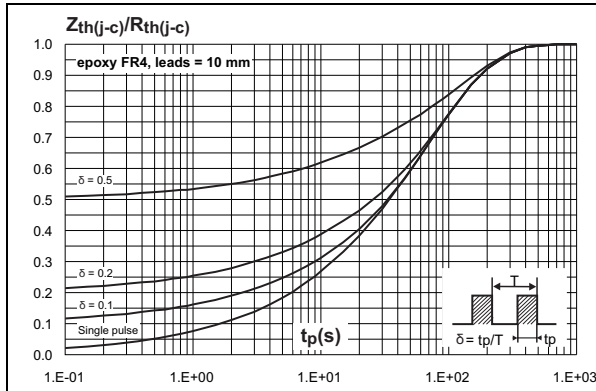


Figure 4. Relative variation of thermal impedance junction ambient versus pulse duration (SMA)

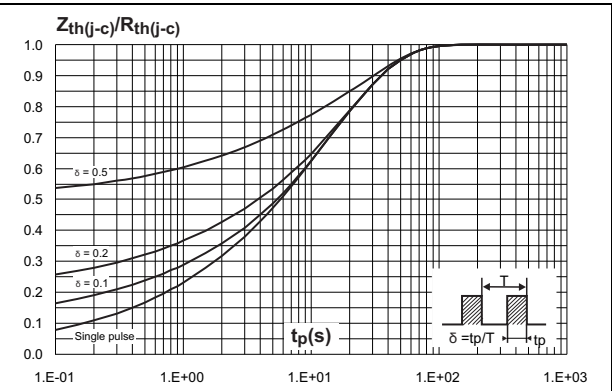


Figure 5. Thermal resistance junction to ambient versus copper surface under each lead (DO-41)

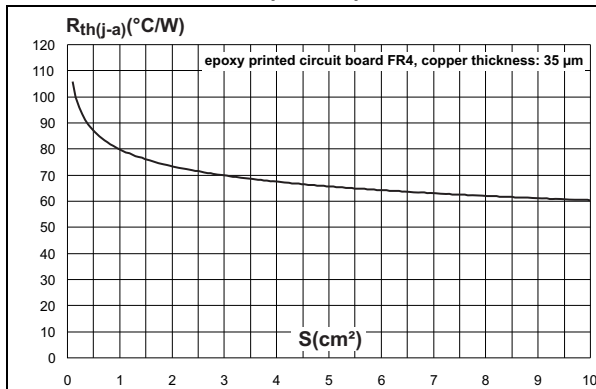
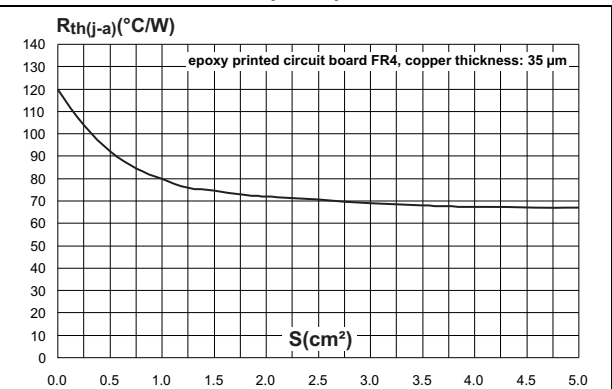


Figure 6. Thermal resistance junction to ambient versus copper surface under each lead (SMA)



2 Package information

- Epoxy meets UL94,V0
- Lead-free package
- Band indicates cathode
- Bending method (DO-41): see Application note AN1471

In order to meet environmental requirements, ST offers these devices in different grades of ECOPACK[®] packages, depending on their level of environmental compliance. ECOPACK[®] specifications, grade definitions and product status are available at: www.st.com. ECOPACK[®] is an ST trademark.

Figure 7. SMA dimensions definitions

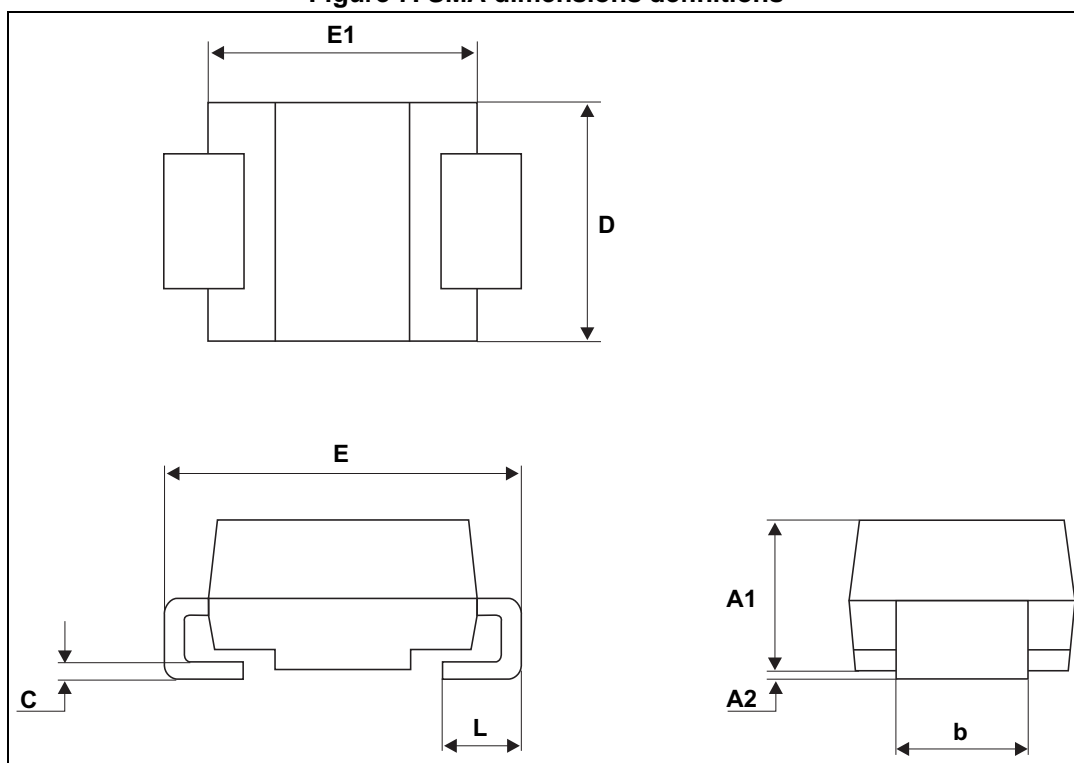


Table 6. SMA dimension values

Ref.	Dimensions					
	Millimeters			Inches		
	Min.	Typ.	Max.	Min.	Typ.	Max.
A1	1.90		2.45	0.075		0.094
A2	0.05		0.20	0.002		0.008
b	1.25		1.65	0.049		0.065
c	0.15		0.40	0.006		0.016
D	2.25		2.90	0.089		0.114
E	4.80		5.35	0.189		0.211
E1	3.95		4.60	0.156		0.181
L	0.75		1.50	0.030		0.059

Figure 8. SMA footprint, dimensions in mm (inches)

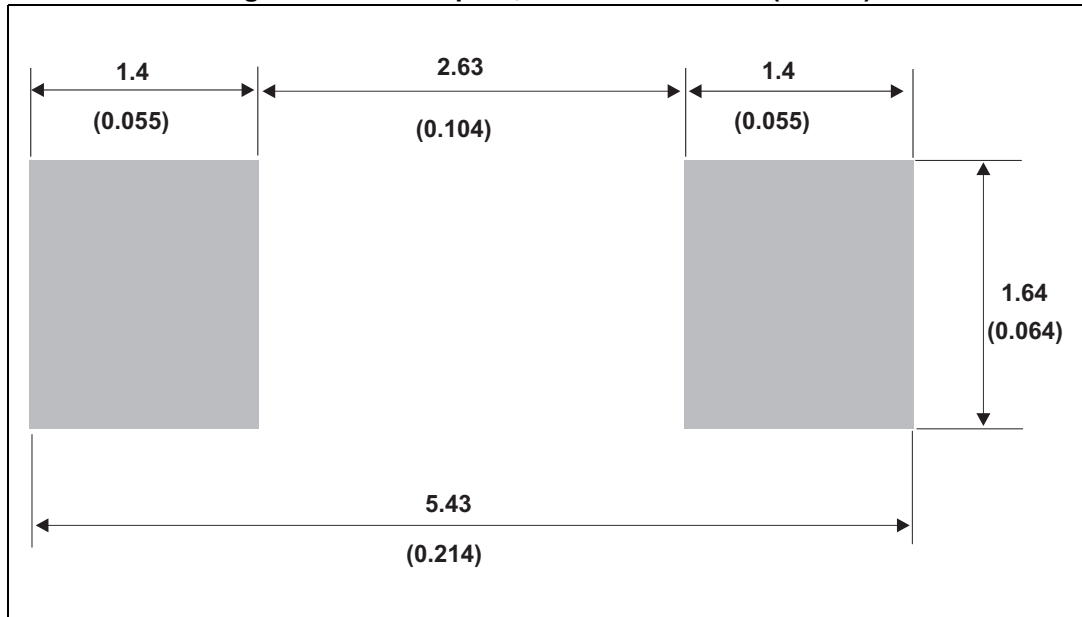


Figure 9. DO-41 (plastic) dimensions definitions

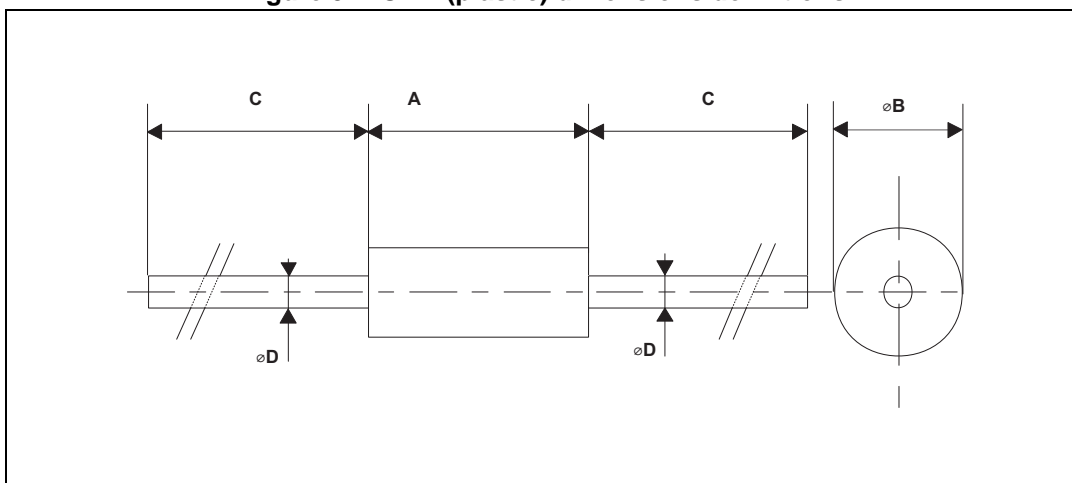


Table 7. DO-41 (plastic) dimension values

Ref.	Dimensions					
	Millimeters			Inches		
	Min.	Typ.	Max.	Min.	Typ.	Max.
A	4.07		5.20	0.160		0.205
B	2.04		2.71	0.080		0.107
C	25.4			1		
D	0.71		0.86	0.028		0.034

3 Ordering information

Table 8. Ordering information

Order codes	Marking	Package	Weight	Base qty	Delivery mode
STTH110	STTH110	DO-41	0.34 g	2000	Ammopack
STTH110A	H10	SMA	0.068 g	5000	Tape and reel 13"
STTH110RL	STTH110	DO-41	0,34 g	5000	Tape and reel 13"

4 Revision history

Table 9. Document revision history

Date	Revision	Changes
Jan-2003	1	Initial release.
30-Sept-2009	2	Updated Table 8 .
20-Dec-2013	3	Updated Table 4 .

Please Read Carefully:

Information in this document is provided solely in connection with ST products. STMicroelectronics NV and its subsidiaries ("ST") reserve the right to make changes, corrections, modifications or improvements, to this document, and the products and services described herein at any time, without notice.

All ST products are sold pursuant to ST's terms and conditions of sale.

Purchasers are solely responsible for the choice, selection and use of the ST products and services described herein, and ST assumes no liability whatsoever relating to the choice, selection or use of the ST products and services described herein.

No license, express or implied, by estoppel or otherwise, to any intellectual property rights is granted under this document. If any part of this document refers to any third party products or services it shall not be deemed a license grant by ST for the use of such third party products or services, or any intellectual property contained therein or considered as a warranty covering the use in any manner whatsoever of such third party products or services or any intellectual property contained therein.

UNLESS OTHERWISE SET FORTH IN ST'S TERMS AND CONDITIONS OF SALE ST DISCLAIMS ANY EXPRESS OR IMPLIED WARRANTY WITH RESPECT TO THE USE AND/OR SALE OF ST PRODUCTS INCLUDING WITHOUT LIMITATION IMPLIED WARRANTIES OF MERCHANTABILITY, FITNESS FOR A PARTICULAR PURPOSE (AND THEIR EQUIVALENTS UNDER THE LAWS OF ANY JURISDICTION), OR INFRINGEMENT OF ANY PATENT, COPYRIGHT OR OTHER INTELLECTUAL PROPERTY RIGHT.

ST PRODUCTS ARE NOT DESIGNED OR AUTHORIZED FOR USE IN: (A) SAFETY CRITICAL APPLICATIONS SUCH AS LIFE SUPPORTING, ACTIVE IMPLANTED DEVICES OR SYSTEMS WITH PRODUCT FUNCTIONAL SAFETY REQUIREMENTS; (B) AERONAUTIC APPLICATIONS; (C) AUTOMOTIVE APPLICATIONS OR ENVIRONMENTS, AND/OR (D) AEROSPACE APPLICATIONS OR ENVIRONMENTS. WHERE ST PRODUCTS ARE NOT DESIGNED FOR SUCH USE, THE PURCHASER SHALL USE PRODUCTS AT PURCHASER'S SOLE RISK, EVEN IF ST HAS BEEN INFORMED IN WRITING OF SUCH USAGE, UNLESS A PRODUCT IS EXPRESSLY DESIGNATED BY ST AS BEING INTENDED FOR "AUTOMOTIVE, AUTOMOTIVE SAFETY OR MEDICAL" INDUSTRY DOMAINS ACCORDING TO ST PRODUCT DESIGN SPECIFICATIONS. PRODUCTS FORMALLY ESCC, QML OR JAN QUALIFIED ARE DEEMED SUITABLE FOR USE IN AEROSPACE BY THE CORRESPONDING GOVERNMENTAL AGENCY.

Resale of ST products with provisions different from the statements and/or technical features set forth in this document shall immediately void any warranty granted by ST for the ST product or service described herein and shall not create or extend in any manner whatsoever, any liability of ST.

ST and the ST logo are trademarks or registered trademarks of ST in various countries.

Information in this document supersedes and replaces all information previously supplied.

The ST logo is a registered trademark of STMicroelectronics. All other names are the property of their respective owners.

© 2013 STMicroelectronics - All rights reserved

STMicroelectronics group of companies

Australia - Belgium - Brazil - Canada - China - Czech Republic - Finland - France - Germany - Hong Kong - India - Israel - Italy - Japan - Malaysia - Malta - Morocco - Philippines - Singapore - Spain - Sweden - Switzerland - United Kingdom - United States of America

www.st.com



Компания «ЭлектроПласт» предлагает заключение долгосрочных отношений при поставках импортных электронных компонентов на взаимовыгодных условиях!

Наши преимущества:

- Оперативные поставки широкого спектра электронных компонентов отечественного и импортного производства напрямую от производителей и с крупнейших мировых складов;
- Поставка более 17-ти миллионов наименований электронных компонентов;
- Поставка сложных, дефицитных, либо снятых с производства позиций;
- Оперативные сроки поставки под заказ (от 5 рабочих дней);
- Экспресс доставка в любую точку России;
- Техническая поддержка проекта, помощь в подборе аналогов, поставка прототипов;
- Система менеджмента качества сертифицирована по Международному стандарту ISO 9001;
- Лицензия ФСБ на осуществление работ с использованием сведений, составляющих государственную тайну;
- Поставка специализированных компонентов (Xilinx, Altera, Analog Devices, Intersil, Interpoint, Microsemi, Aeroflex, Peregrine, Syfer, Eurofarad, Texas Instrument, Miteq, Cobham, E2V, MA-COM, Hittite, Mini-Circuits, General Dynamics и др.);

Помимо этого, одним из направлений компании «ЭлектроПласт» является направление «Источники питания». Мы предлагаем Вам помощь Конструкторского отдела:

- Подбор оптимального решения, техническое обоснование при выборе компонента;
- Подбор аналогов;
- Консультации по применению компонента;
- Поставка образцов и прототипов;
- Техническая поддержка проекта;
- Защита от снятия компонента с производства.



Как с нами связаться

Телефон: 8 (812) 309 58 32 (многоканальный)

Факс: 8 (812) 320-02-42

Электронная почта: org@eplast1.ru

Адрес: 198099, г. Санкт-Петербург, ул. Калинина, дом 2, корпус 4, литера А.