



FCIconnect.com

Copyright FCI.

Configuration of Documents

P/N	Documents	No.	Title	CAT.No.
HFW_S-2STE1LF	Specification Connector dwg.	SC-HFWS03	CONNECTOR USED FOR FPC/FFC WITH 1mm CONTACT SPACING COPING WITH AUTOMATIC MOUNTING &SMT	HFW_S-2ST1LF
		JSA96464	CAT.NO.TABLE FOR 1mm SPACING SMT CONNECTOR	HFW_S-2ST_LF
		JSA96465	1mm SPACING SURFACE MOUNT FPC/FFC CONNECTOR	HFW_S-2ST_LF
		JSA96466	CAT. NO. TABLE FOR PLASTIC TAPE PACKAGED 1mm SPACING SMT CONN.	HFW_S-2ST1LF
	Cable dwg.	JSA96467 JSA93588 JSA93587	PLASTIC TAPE PACKAGED 1mm SPACING SMT CONNECTOR RECOMMENDED CABLE	HFW_S-2ST1LF HFW_S-2ST_
HFW_S-2STAE1LF	Specification Connector dwg.	SC-HFWS06	CONNECTOR USED FOR CIC WITH 1mm CONTACT SPACING COPING WITH AUTOMATIC MOUNTING &SMT	HFW_S-2STAE1LF
		JSA97359	CAT.NO.TABLE FOR 1mm SPACING SMT CONNECTOR	HFW_S-2STA_LF
		JSA97370	1mm SPACING SURFACE MOUNT FPC/FFC CONNECTOR	HFW_S-2STA_LF
		JSA97371	CAT. NO. TABLE FOR PLASTIC TAPE PACKAGED 1mm SPACING SMT CONN.	HFW_S-2STAE1LF
	Cable dwg.	JSA97372 JSA97373	PLASTIC TAPE PACKAGED 1mm SPACING SMT CONNECTOR RECOMMENDED CABLE	HFW_S-2STAE1LF HFW_S-2STA_
HFW_S-2STBE1LF	Specification Connector dwg.	SC-HFWS06	CONNECTOR USED FOR CIC WITH 1mm CONTACT SPACING COPING WITH AUTOMATIC MOUNTING &SMT	HFW_S-2STBE1LF
		JSA97359	CAT.NO.TABLE FOR 1mm SPACING SMT CONNECTOR	HFW_S-2STB_LF
		JSA97360	1mm SPACING SURFACE MOUNT FPC/FFC CONNECTOR	HFW_S-2STB_LF
		JSA97361	CAT. NO. TABLE FOR PLASTIC TAPE PACKAGED 1mm SPACING SMT CONN.	HFW_S-2STBE1LF
	Cable dwg.	JSA97362 JSA97363	PLASTIC TAPE PACKAGED 1mm SPACING SMT CONNECTOR RECOMMENDED CABLE	HFW_S-2STBE1LF HFW_S-2STB_
HFW_S-6STE1LF	Specification Connector dwg.	SC-HFWS04	CONNECTOR USED FOR CIC WITH 1mm CONTACT SPACING COPING WITH AUTOMATIC MOUNTING &SMT	HFW_S-6STE1LF
		JSA96468	CAT.NO.TABLE FOR 1mm SPACING SMT CONNECTOR	HFW_S-6ST_LF
		JSA96469	1mm SPACING SURFACE MOUNT CIC CONNECTOR	HFW_S-6ST_LF
		JSA96470	CAT. NO. TABLE FOR PLASTIC TAPE PACKAGED 1mm SPACING SMT CONN.	HFW_S-6STE1LF
	Cable dwg.	JSA96471 JSA93944	PLASTIC TAPE PACKAGED 1mm SPACING SMT CONNECTOR RECOMMENDED CABLE	HFW_S-6STE1LF HFW_S-6ST_

mat'l. code				surface 58 / tolerance ISO 1302 / ISO 406 / ISO 1101		projection		product family 580F		CODE JP
ltr	ecn no	dr	date	tolerances unless otherwise specified		mm		title		
A	J05-0334	H.T	6/3/05	angles	linear	scale \propto		HFW_S Documents Configuration (1mm Contact Spacing connector)		
B	J06-0435	H.T	10/26/06					dwg no		sheet 1 of 1
C	J07-0481	H.T	2007-9-26					JSA96472		A4
D	J07-0502	H.T	2007-10-10	dr	<i>[Signature]</i> 2007-10-10			type Product Customer Drawing		
sheet index	revision sheet	D	1	enr	<i>[Signature]</i> 2007-10-10					Rev D
				chr	<i>[Signature]</i> 2007-10-10					
				appd	<i>[Signature]</i> 2007-10-10					

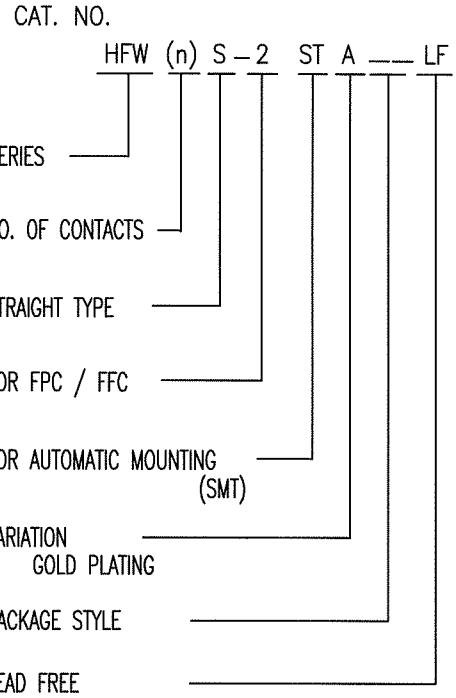
form: A4

1

2

CAT. NO. & DIMENSIONS

(NOTE 3)	NO. OF CONTACTS (n)	CAT. NO.	DIMENSIONS (NOTE2)				
			A ± 0.2	B ± 0.2	C ± 0.2	D ± 0.2	E ± 0.2
	4	HFW4S-2STA__LF	7	5.14	3	—	—
	5	HFW5S-2STA__LF	8	6.14	4	—	—
	6	HFW6S-2STA__LF	9	7.14	5	—	—
	7	HFW7S-2STA__LF	10	8.14	6	—	—
	8	HFW8S-2STA__LF	11	9.14	7	—	—
	9	HFW9S-2STA__LF	12	10.14	8	0.35	7.3
	10	HFW10S-2STA__LF	13	11.14	9	0.35	8.3
	11	HFW11S-2STA__LF	14	12.14	10	1.35	7.3
	12	HFW12S-2STA__LF	15	13.14	11	1.35	8.3
	13	HFW13S-2STA__LF	16	14.14	12	2.35	7.3
	14	HFW14S-2STA__LF	17	15.14	13	2.35	8.3
	15	HFW15S-2STA__LF	18	16.14	14	3.35	7.3
	16	HFW16S-2STA__LF	19	17.14	15	3.35	8.3
	17	HFW17S-2STA__LF	20	18.14	16	4.35	7.3
	18	HFW18S-2STA__LF	21	19.14	17	4.35	8.3
	19	HFW19S-2STA__LF	22	20.14	18	5.35	7.3
	20	HFW20S-2STA__LF	23	21.14	19	5.35	8.3
	21	HFW21S-2STA__LF	24	22.14	20	6.35	7.3
	22	HFW22S-2STA__LF	25	23.14	21	6.35	8.3
	23	HFW23S-2STA__LF	26	24.14	22	7.35	7.3
	24	HFW24S-2STA__LF	27	25.14	23	7.35	8.3
	25	HFW25S-2STA__LF	28	26.14	24	8.35	7.3
	26	HFW26S-2STA__LF	29	27.14	25	8.35	8.3
	27	HFW27S-2STA__LF	30	28.14	26	9.35	7.3
	28	HFW28S-2STA__LF	31	29.14	27	9.35	8.3
	29	HFW29S-2STA__LF	32	30.14	28	10.35	7.3
	30	HFW30S-2STA__LF	33	31.14	29	10.35	8.3
*	31	HFW31S-2STA__LF	34	32.14	30	11.35	7.3
	32	HFW32S-2STA__LF	35	33.14	31	11.35	8.3
*	33	HFW33S-2STA__LF	36	34.14	32	12.35	7.3



NOTES

1. THIS PRODUCT IS THE CONNECTOR DSIGNED TO TERMINATE FPC/FFC AND COPEs WITH AUTOMATIC MOUNTING (SMT).
2. SEE PART DRAWINGS FOR DIMENSIONS A~E.
3. PLEASE CONSULT US IN CASE OF USING PARTS WITH * MARK.



FCIconnect.com

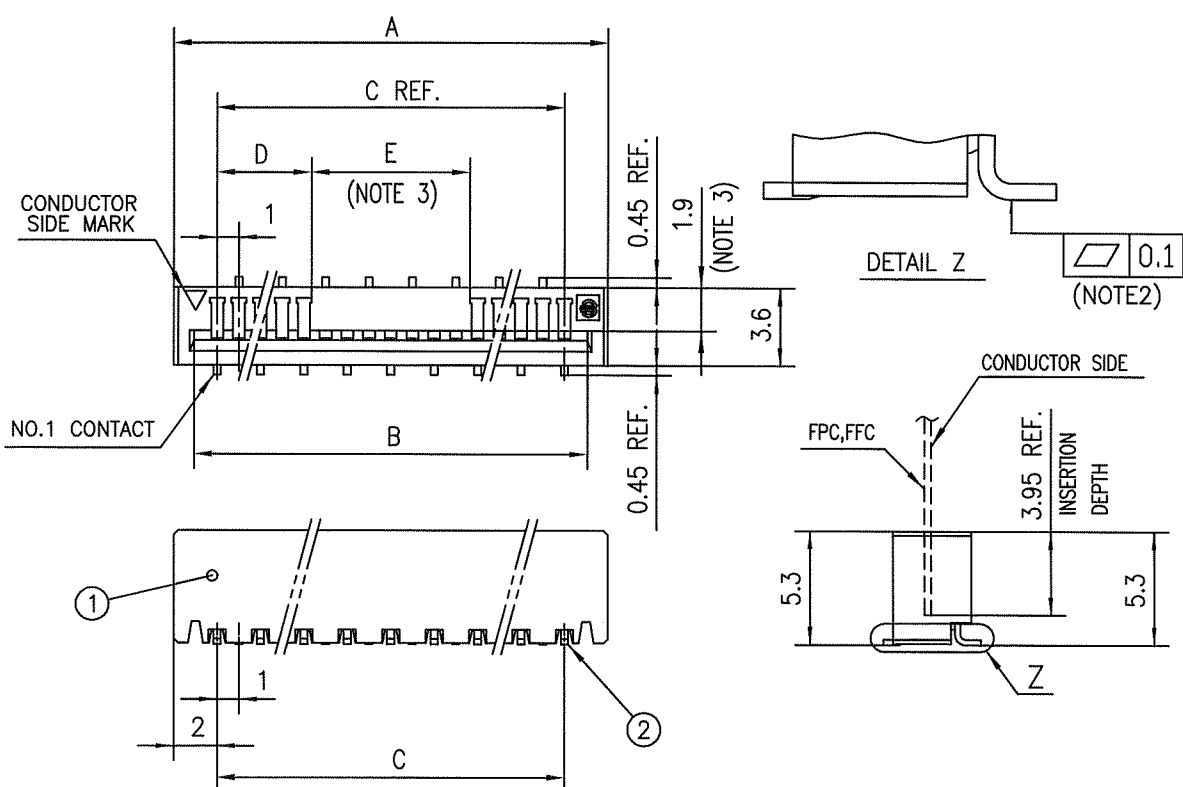
Copyright FCI.

mat'l. code				surface ⁵⁸ / tolerance		projection		product family		CODE	
				ISO 1302 ✓ / ISO 406 / ISO 1101				580F		JP	
ltr				tolerances unless otherwise specified		mm		title			
A J07-0502 dr H.T. 2007-10-10				angles linear		← →		CAT NO. TABLE FOR 1mm SPACING SMT CONNECTOR (CAT.No.HFW__S-2STA__LF)			
				dr		scale X		dwg no		sheet 1 of 1 size	
				enr				JSA 97369		A4	
				chr				type Product Customer Drawing			
				appd							
sheet index		revision A								Rev A	
sheet 1										A	



FCIconnect.com

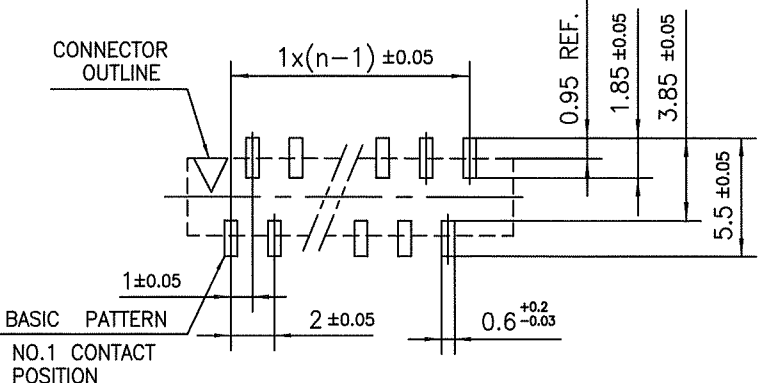
Copyright FCI.



PT. NO.	PARTS NAME	MATERIAL	Q'TY	NOTE
1	HOUSING	PA6T RESIN GLASS REINFORCED (UL94V-0)	1	COLOR : BLACK
2	CONTACT	PHOSPHOR BRONZE	n	PLATING : GOLD

n : NO. OF CONTACTS

RECOMMENDED PC BOARD LAYOUT
(COMPONENT SIDE)



NOTES

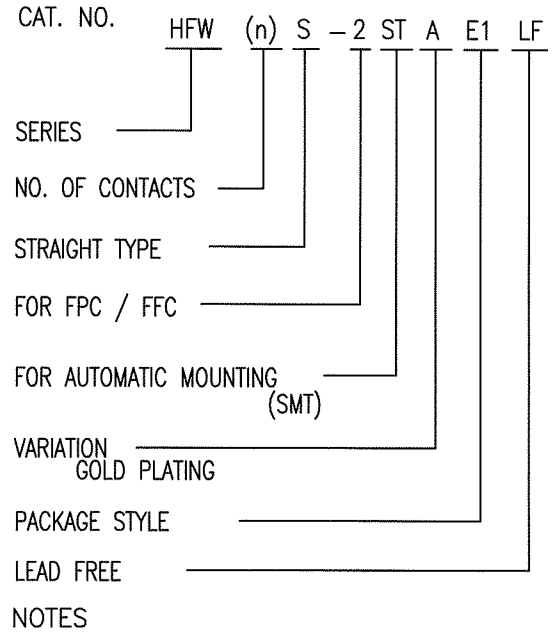
1. THIS PRODUCT IS THE CONNECTOR DSIGNED TO TERMINATE FPC/FFC AND COPEs WITH AUTOMATIC MOUNTING (SMT).
2. FLATNESS OF CONTACT TERMINAL MUST BE WITHIN TOLERANCE IN Z PORTION DETAILED DRAWING.
3. THIS DIMENSION IS SPACE FOR THE NOZZLE OF MOUNTER.
4. THIS PRODUCT MEETS EUROPEAN UNION DIRECTIVES AND OTHER COUNTRY REGULATIONS AS DESCRIBED IN GS-22-008
5. THE HOUSING WILL WITHSTAND EXPOSURE TO 260°C PEAK TEMPERATURE FOR 10 SECONDS IN A REFLOW SOLDERING OVEN.

mat'l. code		surface 58 / tolerance ISO 1302 / ISO 406 / ISO 1101		projection		product family 580F		CODE JP	
ltr	ecn no	dr	date	tolerances unless otherwise specified		title		1mm SPACING SURFACE MOUNT FPC/FFC CONNECTOR (CAT.No.HFW__S-2STA__LF)	
A	J07-0502	H.T	2007-10-10	angles	linear ±0.2	mm		scale X	
sheet index		revision sheet		dr		dwg no		sheet 1 of 1 size	
		A 1		engr		JSA 97370		A4	
				chr		type		Product Customer Drawing	
				appd					
								Rev A	

SC-HFWS06 JSA97369 form: A4

CAT. NO. & DIMENSIONS

(NOTE.4)	NO. OF CONTACTS (n)	CAT. NO. (NOTE.2)	DIMENSIONS (NOTE.3)		
			F ± 5	G ± 0.3	H ± 0.1
	4	HFW4S-2STAE1LF	28.4	24	—
	5	HFW5S-2STAE1LF	28.4	24	—
	6	HFW6S-2STAE1LF	28.4	24	—
	7	HFW7S-2STAE1LF	28.4	24	—
	8	HFW8S-2STAE1LF	28.4	24	—
	9	HFW9S-2STAE1LF	28.4	24	—
	10	HFW10S-2STAE1LF	28.4	24	—
	11	HFW11S-2STAE1LF	28.4	24	—
	12	HFW12S-2STAE1LF	28.4	24	—
	13	HFW13S-2STAE1LF	28.4	24	—
	14	HFW14S-2STAE1LF	36.4	32	28.4
	15	HFW15S-2STAE1LF	36.4	32	28.4
	16	HFW16S-2STAE1LF	36.4	32	28.4
	17	HFW17S-2STAE1LF	36.4	32	28.4
	18	HFW18S-2STAE1LF	48.4	44	40.4
	19	HFW19S-2STAE1LF	48.4	44	40.4
	20	HFW20S-2STAE1LF	48.4	44	40.4
	21	HFW21S-2STAE1LF	48.4	44	40.4
	22	HFW22S-2STAE1LF	48.4	44	40.4
	23	HFW23S-2STAE1LF	48.4	44	40.4
	24	HFW24S-2STAE1LF	48.4	44	40.4
	25	HFW25S-2STAE1LF	48.4	44	40.4
	26	HFW26S-2STAE1LF	48.4	44	40.4
	27	HFW27S-2STAE1LF	48.4	44	40.4
	28	HFW28S-2STAE1LF	48.4	44	40.4
	29	HFW29S-2STAE1LF	60.4	56	52.4
	30	HFW30S-2STAE1LF	60.4	56	52.4
*	31	HFW31S-2STAE1LF	60.4	56	52.4
	32	HFW32S-2STAE1LF	60.4	56	52.4
*	33	HFW33S-2STAE1LF	60.4	56	52.4



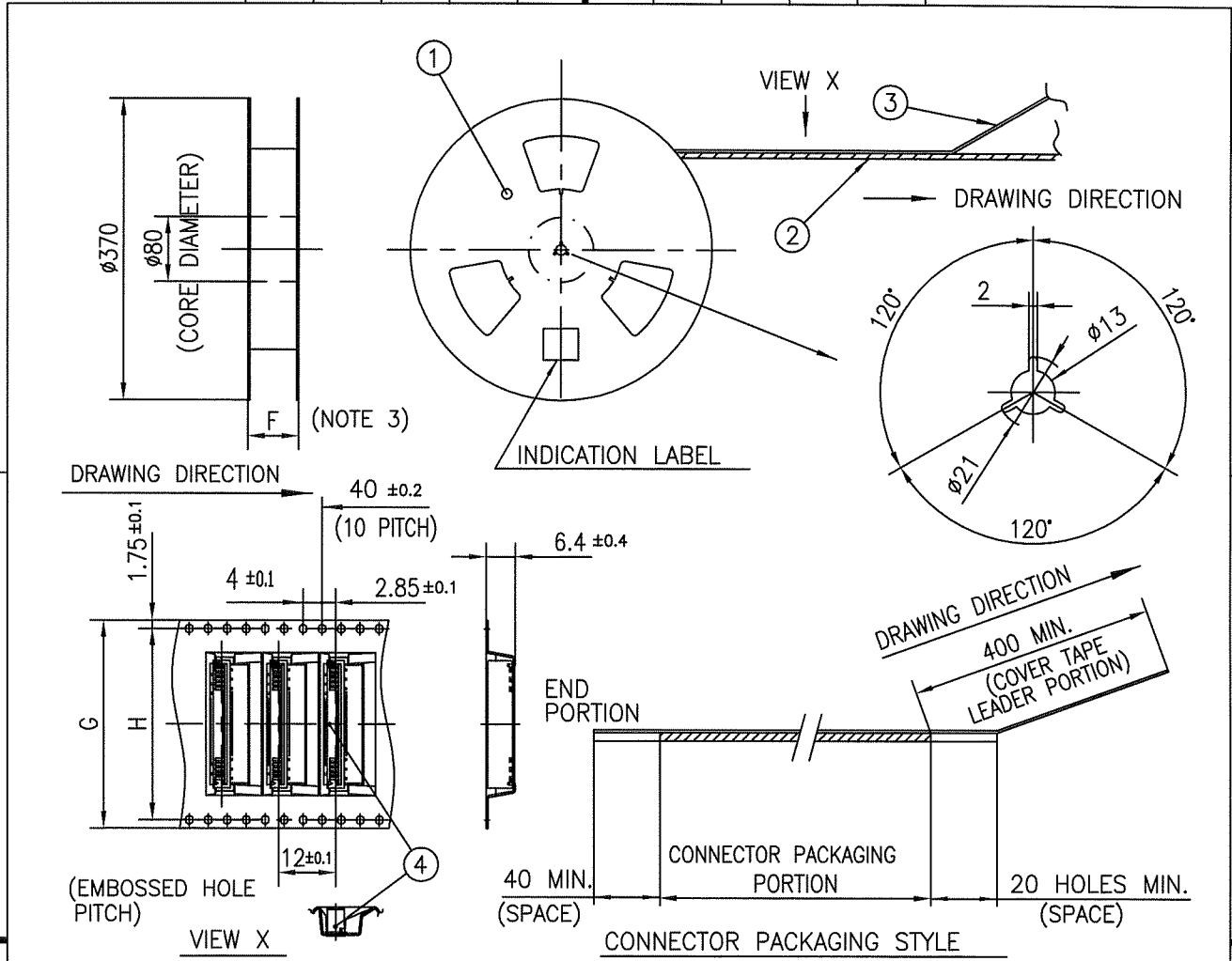
1. THIS PRODUCT IS THE CONNECTOR DESIGNED TO TERMINATE FPC/FFC AND COPEs WITH AUTOMATIC MOUNTING (SMT).
2. THIS CATALOG NO. INDICATES PLASTIC TAPE PACKAGED CONNECTOR.
3. SEE PART DRAWINGS FOR DIMENSIONS F~H.
4. PLEASE CONSULT US IN CASE OF USING PARTS WITH * MARK.



FCIconnect.com

Copyright FCI.

mat'l. code		surface ⁵⁸ / tolerance		projection		product family		CODE		
		ISO 1302 <input checked="" type="checkbox"/> / ISO 406 / ISO 1101				580F		JP		
ltr	ecn no	dr	date	tolerances unless otherwise specified		title				
A	J07-0502	H.T	2007-10-10	angles	linear	CAT. NO. TABLE FOR PLASTIC TAPE PACKAGED 1mm SPACING SMT CONN. (CAT.No.HFW__S-2STAE1LF)				
				mm		scale		X		
				dr		dwg no		sheet 1 of 1		
				enr		JSA 97371		size		
				chr				A4		
				app		type Product Customer Drawing				
sheet index	revision	A	1							Rev. A



PT. NO.	PARTS NAME	CAT. NO.	MATERIAL	Q'TY	NOTE
1	REEL	_____	CARDBOARD	1	COLOR:GRAY
2	PLASTIC (EMBOSS) TAPE	_____	PET	_____	COLOR:TRANSPARENCY
3	COVER	_____	POLYESTER	_____	COLOR:TRANSPARENCY
4	CONNECTOR	HFWS-2STA-LF	SEE ATTACHED DWG.	1000	_____

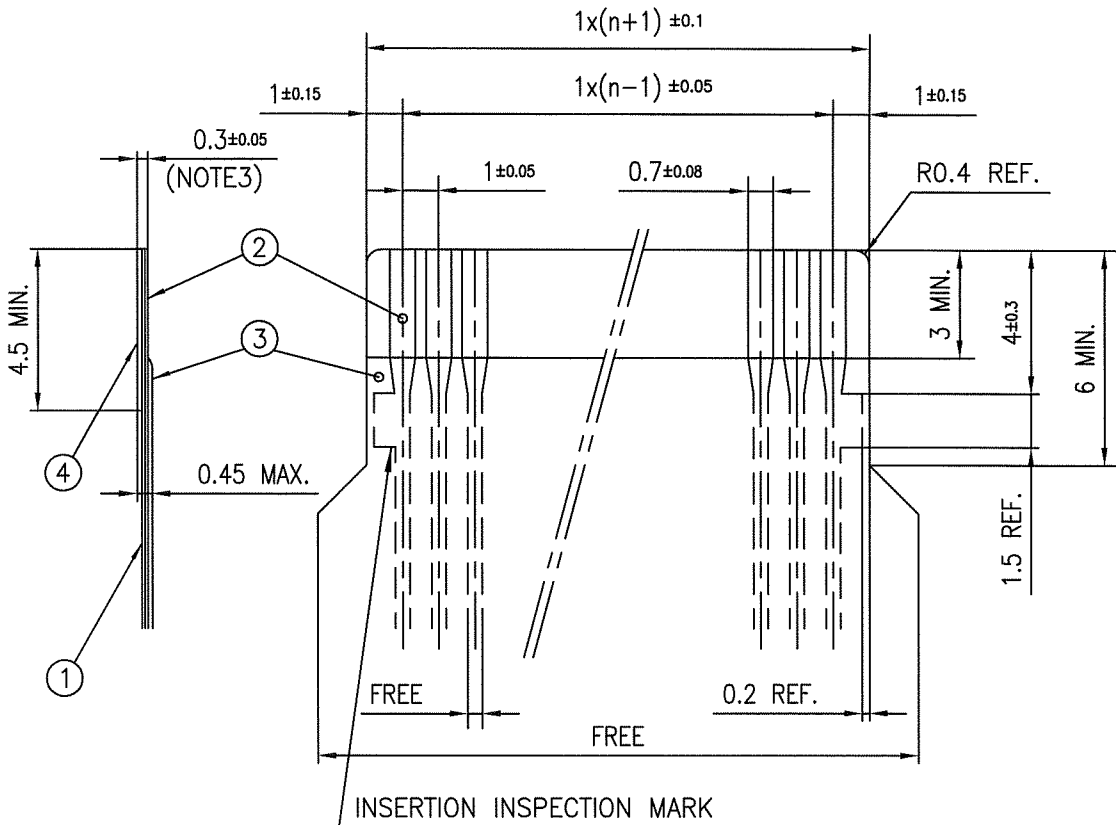
- NOTES
1. THIS IS PLASTIC TAPE PACKAGED CONNECTOR USED FOR FPC/FFC AND COPES WITH AUTOMATIC MOUNTING (SMT).
 2. SEE JIS C 0806 (PACKING OF ELECTRONIC COMPONENTS ON CONTINUOUS TAPES (SURFACE MOUNTING DEVICES)) FOR SHAPE AND DIMENSIONS OF PLASTIC (EMBOSS) TAPE AND REEL.
 3. F DIMENSION IS PORTION OF THE CORE.

mat'l. code		surface 58 ISO 1302 ✓		tolerance ISO 406 ISO 1101		projection mm		product family 580F		CODE JP	
ltr	ecn no	dr	date	tolerances unless otherwise specified		mm		title PLASTIC TAPE PACKAGED 1mm SPACING SMT CONNECTOR (CAT.No.HFWS-2STAELF)			
A	J07-0502	H.T.	2007-10-10	angles	linear	mm		dwg no		sheet 1 of 1	size
				±5°		scale X		JSA 97372			A4
sheet index		revision	A	dr	engr	FCI		type Product Customer Drawing			
sheet		1		chr	appd			Rev A			

SC-HFWS06 JSA97371
form: A4

RECOMMENDED CABLE (FPC)

n : NO. OF CONDUCTORS



PT. NO.	DISCRIPTION	MATERIAL	THICKNESS (μm)
1	BASE FILM	POLYIMIDE OR POLYESTER OR EQUIVALENT	25
2	CONDUCTOR	COPPER FOIL (PLATING : GOLD.)	35
3	OVERLAY	POLYIMIDE OR POLYESTER OR EQUIVALENT	—
4	SUPPORTING TAPE	POLYESTER OR POLYIMIDE OR EQUIVALENT	188

NOTES

1. NO BURR AT EACH PORTION.
2. NO PEELING IN COMMON USE.
3. TOTAL THICKNESS LIMIT OF EACH MATERIAL (INCLUDING ADHESIVE AGENT) IS SPECIFIED.

mat'l. code		surface $\sqrt{58}$ ISO 1302		tolerance ISO 406 ISO 1101		projection 		product family 580F		CODE JP	
ltr	ecn no	dr	date	tolerances unless otherwise specified		mm		title RECOMMENDED CABLE (CAT.No.HFW__S-2STA__)			
A	J07-0502	H.T	2007-10-10	angles	linear	scale \times		dwg no		sheet 1 of 1	size
								JSA 97373			A4
sheet index		revision sheet	A	dr engr chr appd		2007-10-10 2007-10-10 2007-10-10 2007-10-10		type Product Customer Drawing			
1		1								Rev A	



Компания «ЭлектроПласт» предлагает заключение долгосрочных отношений при поставках импортных электронных компонентов на взаимовыгодных условиях!

Наши преимущества:

- Оперативные поставки широкого спектра электронных компонентов отечественного и импортного производства напрямую от производителей и с крупнейших мировых складов;
- Поставка более 17-ти миллионов наименований электронных компонентов;
- Поставка сложных, дефицитных, либо снятых с производства позиций;
- Оперативные сроки поставки под заказ (от 5 рабочих дней);
- Экспресс доставка в любую точку России;
- Техническая поддержка проекта, помощь в подборе аналогов, поставка прототипов;
- Система менеджмента качества сертифицирована по Международному стандарту ISO 9001;
- Лицензия ФСБ на осуществление работ с использованием сведений, составляющих государственную тайну;
- Поставка специализированных компонентов (Xilinx, Altera, Analog Devices, Intersil, Interpoint, Microsemi, Aeroflex, Peregrine, Syfer, Eurofarad, Texas Instrument, Miteq, Cobham, E2V, MA-COM, Hittite, Mini-Circuits, General Dynamics и др.);

Помимо этого, одним из направлений компании «ЭлектроПласт» является направление «Источники питания». Мы предлагаем Вам помощь Конструкторского отдела:

- Подбор оптимального решения, техническое обоснование при выборе компонента;
- Подбор аналогов;
- Консультации по применению компонента;
- Поставка образцов и прототипов;
- Техническая поддержка проекта;
- Защита от снятия компонента с производства.



Как с нами связаться

Телефон: 8 (812) 309 58 32 (многоканальный)

Факс: 8 (812) 320-02-42

Электронная почта: org@eplast1.ru

Адрес: 198099, г. Санкт-Петербург, ул. Калинина, дом 2, корпус 4, литера А.