


Book-style EMC/RFI Filter for Inverters and Power Drive Systems



- Industry standard EMC solution for three-phase PDS filtering
- Slim space-saving book-style housing
- Solid safety connector blocks or optional wire output connections
- Excellent attenuation performance
- HV versions for up to 690 VAC
- HVIT versions for IT distribution networks
- P/L versions with low leakage current

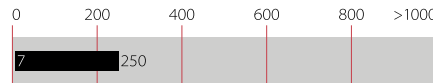


Performance indicators

Attenuation performance



Rated current [A]



Approvals



UL/CSA: FN 258 up to 180 A (ex. -180-07)

Features and benefits

- FN 258 range of filters provides state-of-the-art EMI attenuation based on an innovative multi-stage filter topology. They help to ensure compliance with Class A or even Class B limits
- The slim book-style shape allows a convenient and space-saving installation next to inverters and motor drives
- With 480 VAC rating and filter modules from 7 to 250 A, FN 258 are ready for the most diverse applications worldwide
- FN 258 HV filters up to 130 A are designed for 690 VAC distribution networks
- FN 258 HVIT filters up to 130 A meet the special requirements for the application in industrial 690 VAC IT distribution networks
- FN 258 L and FN 258 P filters help to fulfill tough requirements in respect of leakage current limitation and provide an excellent solution to overcome problems with nuisance tripping of sensitive earth leakage detectors

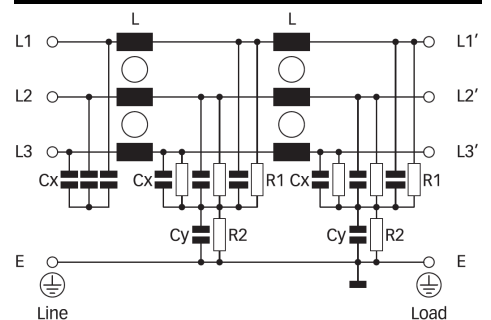
Technical specifications

| | |
|--|--|
| Maximum continuous operating voltage | 3x 520/300 VAC (FN 258, FN 258 L, FN 258 P) 3x 760/440 VAC (FN 258 HV, FN 258 HVIT) |
| Rated currents | 7 to 250 A @50°C (480 V filters) |
| Operating frequency | DC to 60 Hz |
| High potential test voltage | P → E 2650 VDC for 2 sec (FN 258) P → P 2100 VDC for 2 sec (FN 258) P → E 2000 VAC for 2 sec (FN 258L) P → P 2100 VDC for 2 sec (FN 258L) P → E 3000 VDC for 2 sec (FN 258P) P → P 2100 VDC for 2 sec (FN 258P) P → E 3200 VDC for 2 sec (FN 258HV and FN 258HVIT) P → P 3270 VDC for 2 sec (FN 258HV and FN 258HVIT) |
| Protection category | IP 20 |
| Overload capability | 4x rated current at switch on, 1.5x rated current for 1 minute, once per hour |
| Temperature range (operation and storage) | -25°C to +100°C (25/100/21) |
| Flammability corresponding to | UL 94 V-2 or better |
| Design corresponding to | UL 1283, CSA 22.2 No. 8 1986, IEC/EN 60939 |
| MTBF @ 50°C/400 V (Mil-HB-217F) | 220,000 hours |

Typical applications

- Three-phase variable speed drives and power drive systems (PDS)
- IT power distribution networks (FN 258 HVIT)
- Applications comprising energy conversion devices (inverters, converters)
- Process automation equipment
- Three-phase power supplies and UPS
- Applications with low-leakage current requirements (FN 258 L and FN 258 P)

Typical electrical schematic



Note: HVIT versions without discharge resistor to ground.

Filter selection table

| Filter* | Rated current | Typical drive | Leakage current*** | Power loss | Input connections | Output connections | | Weight [kg] |
|--------------------|----------------------|------------------------|-----------------------------|---------------------|-------------------|--------------------|-----|-------------|
| | @ 50°C (40°C) [A] | power rating** [kW] | @ 520/760 VAC/50 Hz [mA] | @ 25°C/50 Hz [W] | | | | |
| FN 258-7-.. | 7 (7.7) | 4 | 2.0 | 9 | -29 | -07 | -29 | 1.0 |
| FN 258-16-.. | 16 (17.5) | 7.5 | 2.1 | 20 | -29 | -07 | -29 | 1.4 |
| FN 258-30-.. | 30 (33) | 15 | 2.9 | 21 | -33 | -07 | -33 | 1.7 |
| FN 258-42-.. | 42 (46) | 22 | 3.0 | 30 | -33 | -07 | -33 | 2.5 |
| FN 258-55-.. | 55 (60) | 30 | 3.0 | 30 | -34 | -07 | -34 | 2.9 |
| FN 258-75-34 | 75 (82) | 37 | 3.0 | 24 | -34 | | -34 | 3.9 |
| FN 258-100-35 | 100 (110) | 55 | 3.0 | 51 | -35 | | -35 | 5.5 |
| FN 258-130-35 | 130 (143) | 75 | 3.5 | 50 | -35 | | -35 | 6.9 |
| FN 258-180-.. | 180 (197) | 90 | 3.5 | 73 | -40 | -07 | -40 | 11.0 |
| FN 258-250-.. | 250 (275) | 132 | 3.4 | 79 | -40 | -07 | -40 | 12.0 |
| FN 258 HV-7-29 | 7 (7.7) | 5.5 | 1.6 | 9 | -29 | | -29 | 1.0 |
| FN 258 HV-16-29 | 16 (17.5) | 11 | 2.3 | 20 | -29 | | -29 | 1.5 |
| FN 258 HV-30-33 | 30 (33) | 22 | 2.3 | 21 | -33 | | -33 | 1.8 |
| FN 258 HV-42-33 | 42 (46) | 30 | 2.6 | 30 | -33 | | -33 | 2.6 |
| FN 258 HV-55-34 | 55 (60) | 45 | 2.6 | 30 | -34 | | -34 | 3.0 |
| FN 258 HV-75-34 | 75 (82) | 55 | 2.6 | 24 | -34 | | -34 | 4.3 |
| FN 258 HV-100-35 | 100 (110) | 90 | 2.6 | 51 | -35 | | -35 | 5.6 |
| FN 258 HV-130-35 | 130 (143) | 110 | 2.9 | 50 | -35 | | -35 | 7.1 |
| FN 258 HVIT-7-29 | 7 (7.7) | 5.5 | 0.1 | 9 | -29 | | -29 | 1.0 |
| FN 258 HVIT-16-29 | 16 (17.5) | 11 | 0.1 | 20 | -29 | | -29 | 1.5 |
| FN 258 HVIT-30-33 | 30 (33) | 22 | 0.1 | 21 | -33 | | -33 | 1.8 |
| FN 258 HVIT-42-33 | 42 (46) | 30 | 0.1 | 30 | -33 | | -33 | 2.6 |
| FN 258 HVIT-55-34 | 55 (60) | 45 | 2.6 | 30 | -34 | | -34 | 3.0 |
| FN 258 HVIT-75-34 | 75 (82) | 55 | 2.6 | 24 | -34 | | -34 | 4.3 |
| FN 258 HVIT-100-35 | 100 (110) | 90 | 2.6 | 51 | -35 | | -35 | 5.6 |
| FN 258 HVIT-130-35 | 130 (143) | 110 | 2.9 | 50 | -35 | | -35 | 7.1 |
| FN 258 L-7-.. | 7 (7.7) | 4 | 0.1 | 9 | -29 | -07 | -29 | 1.0 |
| FN 258 L-16-.. | 16 (17.5) | 7.5 | 0.1 | 20 | -29 | -07 | -29 | 1.4 |
| FN 258 L-30-.. | 30 (33) | 15 | 0.1 | 21 | -33 | -07 | -33 | 1.7 |
| FN 258 L-42-.. | 42 (46) | 22 | 0.1 | 30 | -33 | -07 | -33 | 2.5 |
| FN 258 L-55-.. | 55 (60) | 30 | 0.1 | 30 | -34 | -07 | -34 | 2.9 |
| FN 258 L-75-34 | 75 (82) | 37 | 0.1 | 24 | -34 | | -34 | 3.9 |
| FN 258 L-100-35 | 100 (110) | 55 | 0.1 | 51 | -35 | | -35 | 5.5 |
| FN 258 L-130-35 | 130 (143) | 75 | 0.1 | 50 | -35 | | -35 | 6.9 |
| FN 258 L-180-.. | 180 (197) | 90 | 0.1 | 73 | -40 | -07 | -40 | 11.0 |
| FN 258 L-250-07 | 250 (275) | 132 | 0.1 | 79 | -40 | -07 | | 12.0 |
| FN 258 P-7-.. | 7 (7.7) | 4 | 0.4 | 9 | -29 | -07 | -29 | 1.0 |
| FN 258 P-16-.. | 16 (17.5) | 7.5 | 0.4 | 20 | -29 | -07 | -29 | 1.4 |
| FN 258 P-30-.. | 30 (33) | 15 | 0.4 | 21 | -33 | -07 | -33 | 1.7 |
| FN 258 P-42-.. | 42 (46) | 22 | 0.4 | 30 | -33 | -07 | -33 | 2.5 |
| FN 258 P-55-.. | 55 (60) | 30 | 0.4 | 30 | -34 | -07 | -34 | 2.9 |
| FN 258 P-75-34 | 75 (82) | 37 | 0.4 | 24 | -34 | | -34 | 3.9 |
| FN 258 P-100-35 | 100 (110) | 55 | 0.4 | 51 | -35 | | -35 | 5.5 |
| FN 258 P-130-35 | 130 (143) | 75 | 0.4 | 50 | -35 | | -35 | 6.9 |
| FN 258 P-180-.. | 180 (197) | 90 | 0.4 | 73 | -40 | -07 | -40 | 11.0 |
| FN 258 P-250-07 | 250 (275) | 132 | 0.4 | 79 | -40 | -07 | | 12.0 |

* To compile a complete part number, please replace the -.. with the required output connection style.

** Calculated at rated current, 440 VAC (FN 258)/690 VAC (FN 258 HV) and $\cos \phi = 0.8$. The exact value depends upon the efficiency of the drive, the motor and the entire application.

*** Standardized calculated leakage current acc. IEC60939 under normal operating conditions (FN 258 at 520 VAC and FN 258 HV at 760 VAC).

Typical filter attenuation

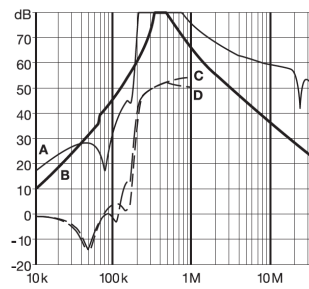
Per CISPR 17; A=50 Ω/50 Ω sym; B=50 Ω/50 Ω asym; C=0.1 Ω/100 Ω sym; D=100 Ω/0.1 Ω sym

7 to 30 A types

42 to 100 A types

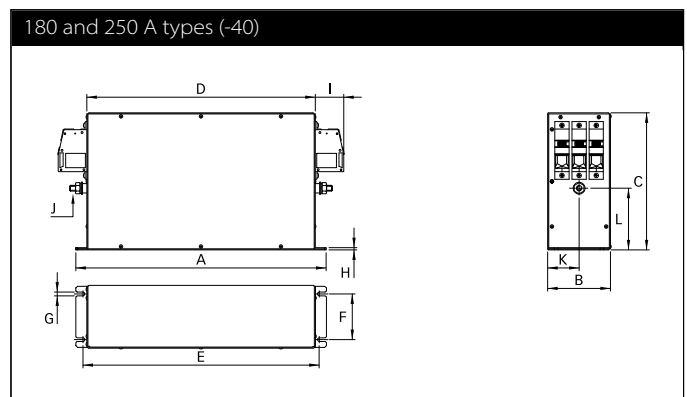
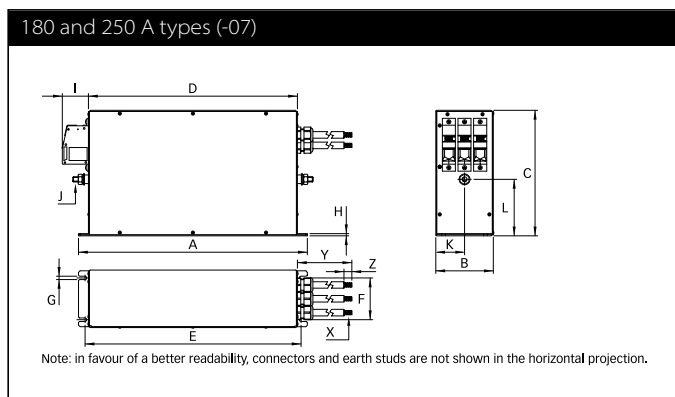
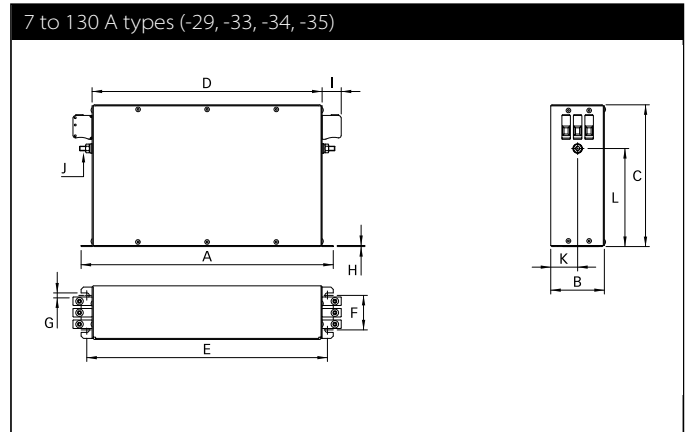
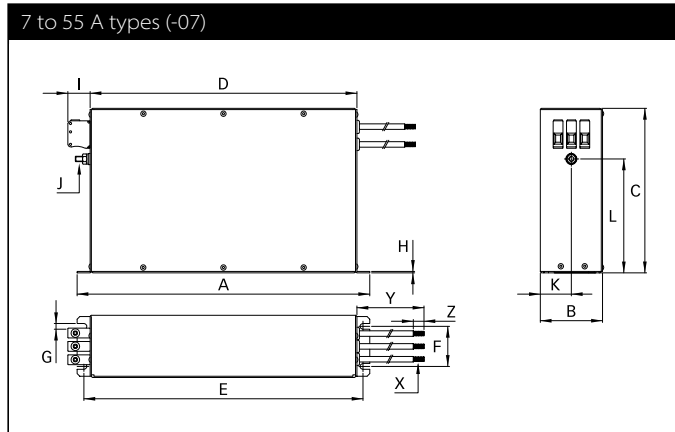
130 A types

180 and 250 A types



Note: typical attenuation performance of FN 258 standard filters. The behavior of FN 258 HV, FN 258 HVT, FN 258 P and FN 258 L may be slightly different.

Mechanical data



Note: in favour of a better readability, connectors and earth studs are not shown in the horizontal projection.

Dimensions

| | 7 A | 16 A | 30 A | 42 A | 55 A | 75 A | 100 A | 130 A | 180 A | 250 A |
|-----------|---------|---------|---------|---------|---------|------|-------|-------|--------------------|--------------------|
| A | 255 | 305 | 335 | 329 | 329 | 329 | 379 | 439 | 438 | 478 |
| B | 50 | 55 | 60 | 70 | 80 | 80 | 90 | 110 | 110 | 110 |
| C | 126 | 142 | 150 | 185 | 185 | 220 | 220 | 240 | 240 | 240 |
| D | 225 | 275 | 305 | 300 | 300 | 300 | 350 | 400 | 400 | 440 |
| E | 240 | 290 | 320 | 314 | 314 | 314 | 364 | 414 | 413 | 453 |
| F | 25 | 30 | 35 | 45 | 55 | 55 | 65 | 80 | 80 | 80 |
| G | 6.5 | 6.5 | 6.5 | 6.5 | 6.5 | 6.5 | 6.5 | 6.5 | 6.5 | 6.5 |
| H | 1 | 1 | 1 | 1.5 | 1.5 | 1.5 | 1.5 | 3 | 4 | 4 |
| I | 10.9 | 10.9 | 25 | 25 | 39 | 39 | 45 | 45 | 51 | 51 |
| J | M5 | M5 | M5 | M6 | M6 | M6 | M10 | M10 | M10 | M10 |
| K | 25 | 27.5 | 30 | 35 | 40 | 40 | 45 | 55 | 55 | 55 |
| L | 85 | 100 | 110 | 130 | 105 | 140 | 130 | 140 | 110 | 110 |
| X* | AWG 16 | AWG 14 | AWG 10 | AWG 8 | AWG 6 | | | | 50 mm ² | 70 mm ² |
| Y* | 300 ±10 | 300 ±10 | 400 ±10 | 500 ±10 | 500 ±10 | | | | 500 ±10 | 500 ±10 |
| Z* | 9 | 9 | 9 | 12 | 12 | | | | 15 | 15 |

* Filters with output wire connections (-07) only.
 All dimensions in mm; 1 inch = 25.4 mm
 Tolerances according: ISO 2768-m/EN 22768-m

Filter input/output connector cross sections

| | -29 | -33 | -34 | -35 | -40 |
|---------------------------|---|---|---|---|---|
| |  |  |  |  |  |
| Solid wire | 6 mm ² | 16 mm ² | 35 mm ² | 50 mm ² | 95 mm ² |
| Flex wire | 4 mm ² | 10 mm ² | 25 mm ² | 50 mm ² | 95 mm ² |
| AWG type wire | AWG 10 | AWG 6 | AWG 2 | AWG 1/0 | AWG 4/0 |
| Recommended torque | 0.6-0.8 Nm | 1.5-1.8 Nm | 4.0-4.5 Nm | 7-8 Nm | 17-20 Nm |

Please visit www.schaffner.com to find more details on filter connectors.



Headquarters, global innovation and development

Switzerland

Schaffner Group

Nordstrasse 11
4542 Luterbach
T +41 32 681 66 26
info@schaffner.com
www.schaffner.com



Sales and application centers

China

Schaffner EMC Ltd. Shanghai

T20-3 C, No 565 Chuangye Road,
Pudong district
201201 Shanghai
T +86 21 3813 9500
cschina@schaffner.com
www.schaffner.com.cn

Finland

Schaffner Oy

Sauvonrinne 19 H
08500 Lohja
T +358 50 468 7284
finlandsales@schaffner.com

France

Schaffner EMC S.A.S.

16-20 Rue Louis Rameau
95875 Bezons
T +33 1 34 34 30 60
F +33 1 39 47 02 28
francesales@schaffner.com

Germany

Schaffner Deutschland GmbH

Schoemperlenstrasse 12B
76185 Karlsruhe
T +49 721 56910
F +49 721 569110
germanysales@schaffner.com

India

Schaffner India Pvt. Ltd

REGUS WORLD TRADE CENTRE
WTC, 22nd Floor Unit No 2238, Brigade
Gateway Campus, 26/1, Dr. Rajkumar Road
Mallechwaram (W)
560055 Bangalore
T +91 80 67935355
indiasales@schaffner.com

Italy

Schaffner EMC S.r.l.

Via Ticino, 30
20900 Monza (MB)
T +39 039 21 41 070
italysales@schaffner.com

Japan

Schaffner EMC K.K.

1-32-12, Kamiyama, Setagaya-ku
7F Mitsui-seimei Sangenjaya Bldg.
154-0011 Tokyo
T +81 3 5712 3650
F +81 3 5712 3651
japansales@schaffner.com
www.schaffner.jp

Singapore

Schaffner EMC Pte Ltd.

#05-09, Kg Ubi Ind. Estate
408705 Singapore
T +65 6377 3283
F +65 6377 3281
singaporesales@schaffner.com

Spain

Schaffner EMC España

Calle Caléndula 93, Miniparc III, Edificio E
El Soto de Moraleja, Alcobendas
28109 Madrid
T +34 917 912 900
F +34 917 912 901
spainsales@schaffner.com

Sweden

Schaffner EMC AB

Tegeluddsvägen 76, 2tr
115 28 Stockholm
T +46 8 5050 2425
swedensales@schaffner.com
www.schaffner.com

Switzerland

Schaffner EMV AG

Nordstrasse 11
4542 Luterbach
T +41 32 681 66 26
switzerlandsales@schaffner.com

Taiwan R.O.C.

Schaffner EMV Ltd.

20 Floor-2, No 97, Section 1, XinTai 5th Road
22175 XiZhi District New Taipei City 22175
T +886 2 2697 5500
F +886 2 2697 5533
taiwansales@schaffner.com
www.schaffner.com.tw

Thailand

Schaffner EMC Co. Ltd.

Northern Region Industrial Estate
67 Moo 4 Tambon Ban Klang
Amphur Muangng P.O. Box 14
51000 Lamphun
T +66 53 58 11 04
F +66 53 58 10 19
thailandsales@schaffner.com

United Kingdom

Schaffner Ltd.

5 Ashville Way, Molly Millars Lane
Wokingham
RG41 2PL Berkshire
T +44 118 9770070
F +44 118 9792969
uksales@schaffner.com

USA

Schaffner EMC Inc.

52 Mayfield Avenue
08837 Edison, New Jersey
T +1 800 367 5566
T +1 732 225 9533
F +1 732 225 4789
usasales@schaffner.com
www.schaffnerusa.com

Schaffner North America

6722 Thirlane Road
24019 Roanoke, Virginia
T +1 276 228 7943
F +1 276 228 7953

Schaffner North America

823 Fairview Road
24382 Wytheville, Virginia
T +1 276 228 7943
F +1 276 228 7258

To find your local partner within Schaffner's global network: www.schaffner.com

© 2018 Schaffner Group

The content of this document has been carefully checked and understood. However, neither Schaffner nor its subsidiaries assume any liability whatsoever for any errors or inaccuracies of this document and the consequences thereof. Published specifications are subject to change without notice. Product suitability for any area of application must ultimately be determined by the customer. In all cases, products must never be operated outside their published specifications. Schaffner does not guarantee the availability of all published products. This disclaimer shall be governed by substantive Swiss law and resulting disputes shall be settled by the courts at the place of business of Schaffner Holding AG. Latest publications and a complete disclaimer can be downloaded from the Schaffner website. All trademarks recognized.



Компания «ЭлектроПласт» предлагает заключение долгосрочных отношений при поставках импортных электронных компонентов на взаимовыгодных условиях!

Наши преимущества:

- Оперативные поставки широкого спектра электронных компонентов отечественного и импортного производства напрямую от производителей и с крупнейших мировых складов;
- Поставка более 17-ти миллионов наименований электронных компонентов;
- Поставка сложных, дефицитных, либо снятых с производства позиций;
- Оперативные сроки поставки под заказ (от 5 рабочих дней);
- Экспресс доставка в любую точку России;
- Техническая поддержка проекта, помощь в подборе аналогов, поставка прототипов;
- Система менеджмента качества сертифицирована по Международному стандарту ISO 9001;
- Лицензия ФСБ на осуществление работ с использованием сведений, составляющих государственную тайну;
- Поставка специализированных компонентов (Xilinx, Altera, Analog Devices, Intersil, Interpoint, Microsemi, Aeroflex, Peregrine, Syfer, Eurofarad, Texas Instrument, Miteq, Cobham, E2V, MA-COM, Hittite, Mini-Circuits, General Dynamics и др.);

Помимо этого, одним из направлений компании «ЭлектроПласт» является направление «Источники питания». Мы предлагаем Вам помощь Конструкторского отдела:

- Подбор оптимального решения, техническое обоснование при выборе компонента;
- Подбор аналогов;
- Консультации по применению компонента;
- Поставка образцов и прототипов;
- Техническая поддержка проекта;
- Защита от снятия компонента с производства.



Как с нами связаться

Телефон: 8 (812) 309 58 32 (многоканальный)

Факс: 8 (812) 320-02-42

Электронная почта: org@eplast1.ru

Адрес: 198099, г. Санкт-Петербург, ул. Калинина, дом 2, корпус 4, литера А.