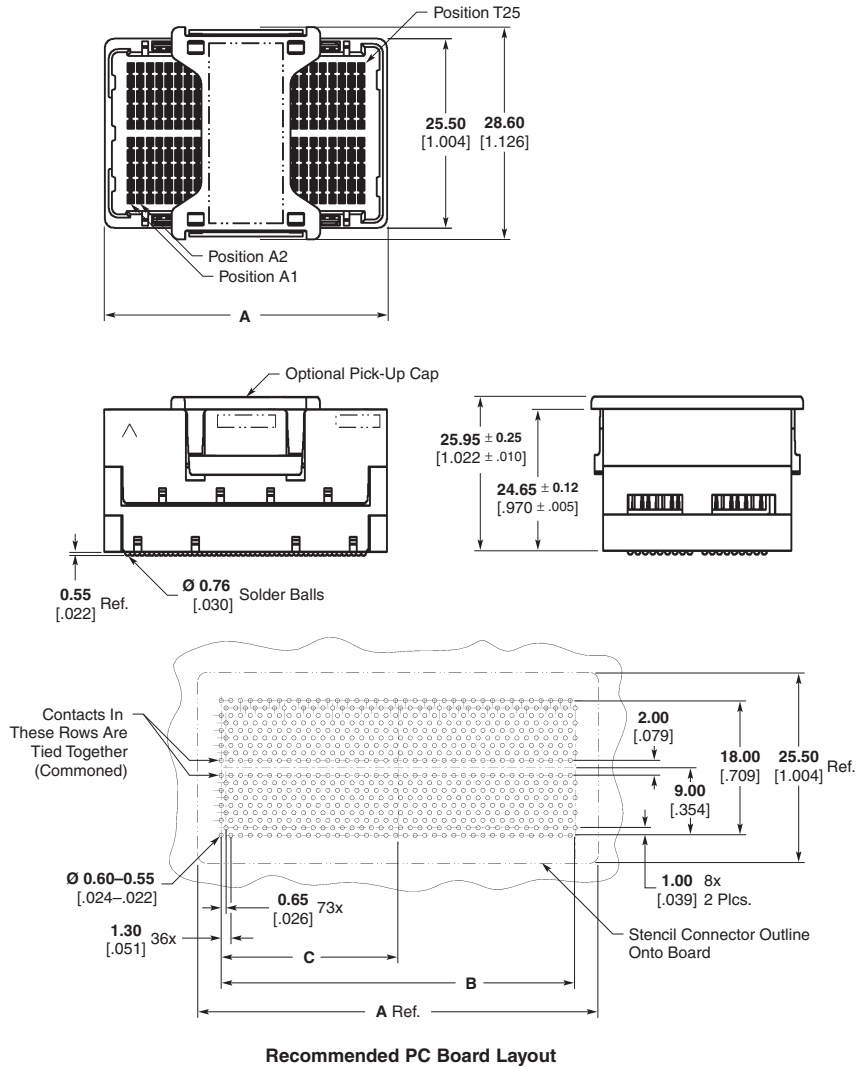


STEP-Z Interconnection System (Continued)

25.00 [.984] Plugs




| No. of Pos.* | Dimensions | | | Plating | Part Numbers |
|--------------|------------|-------|--------|---------|-----------------------|
| | A | B | C | | With Pick & Place Cap |
| 200 | 38.20 | 31.85 | 15.93 | SnPb | 2-1761614-5◆ |
| | 1.504 | 1.254 | .627 | Pb-free | 7-1761614-5 |
| 296 | 53.75 | 47.45 | 23.725 | SnPb | 2-1761616-5◆ |
| | 2.116 | 1.868 | .934 | Pb-free | 7-1761616-5 |

* Signal contacts only, ground contacts not included.
Tray packaged Part Numbers shown. Contact Tyco Electronics Engineering for Tape and Reel packaged versions.

Note: Part Numbers are RoHS compliant except: ◆ Indicates non-RoHS compliant;
● Indicates "5 of 6 compliant" (lead in solderable interface only).

Introduction to the MICTOR Interconnection System (0.64 [.025] Centerline)

Product Facts

- 76 dedicated signal lines per linear inch
- Surface mount family designed for parallel and right-angle board-to-board, flex-to-board and cable-to-board configurations
- 0.64 [.025] centerline contact spacing
- Redundant interfaces on mated contacts
- Fifteen mated stack heights available ranging from 6.60 [.260] to 31.90 [1.256]
- Infrared and forced air convection compatible housing materials
- Designed for 50-ohm systems
- Connector housings polarized for correct mating
- Built-in connector-to-board retention feature
- Connector can be separated by peeling from one end to the other
- Various packaging styles can be made available for automated assembly (tape and reel, tubes)
- Recognized under the Component Program of Underwriter Laboratories Inc.  File No. E28476



The MICTOR connector family is based on the microstrip concept of two rows of signal contacts divided by a center power ground plane. MICTOR connectors are mother-board and daughtercard compatible and include designs for cable-to-board applications.

Various mated heights are available for parallel board-to-board systems. Custom stacking heights can be

provided. The MICTOR connector family is available in 0.64 [.025] centerlines and in sizes ranging from 38 signal positions to 266 positions (in increments of 38 positions). There is a discrete ground bus every 12.7 [.50] of the connector length, which can be assigned to either power or ground in any combination.

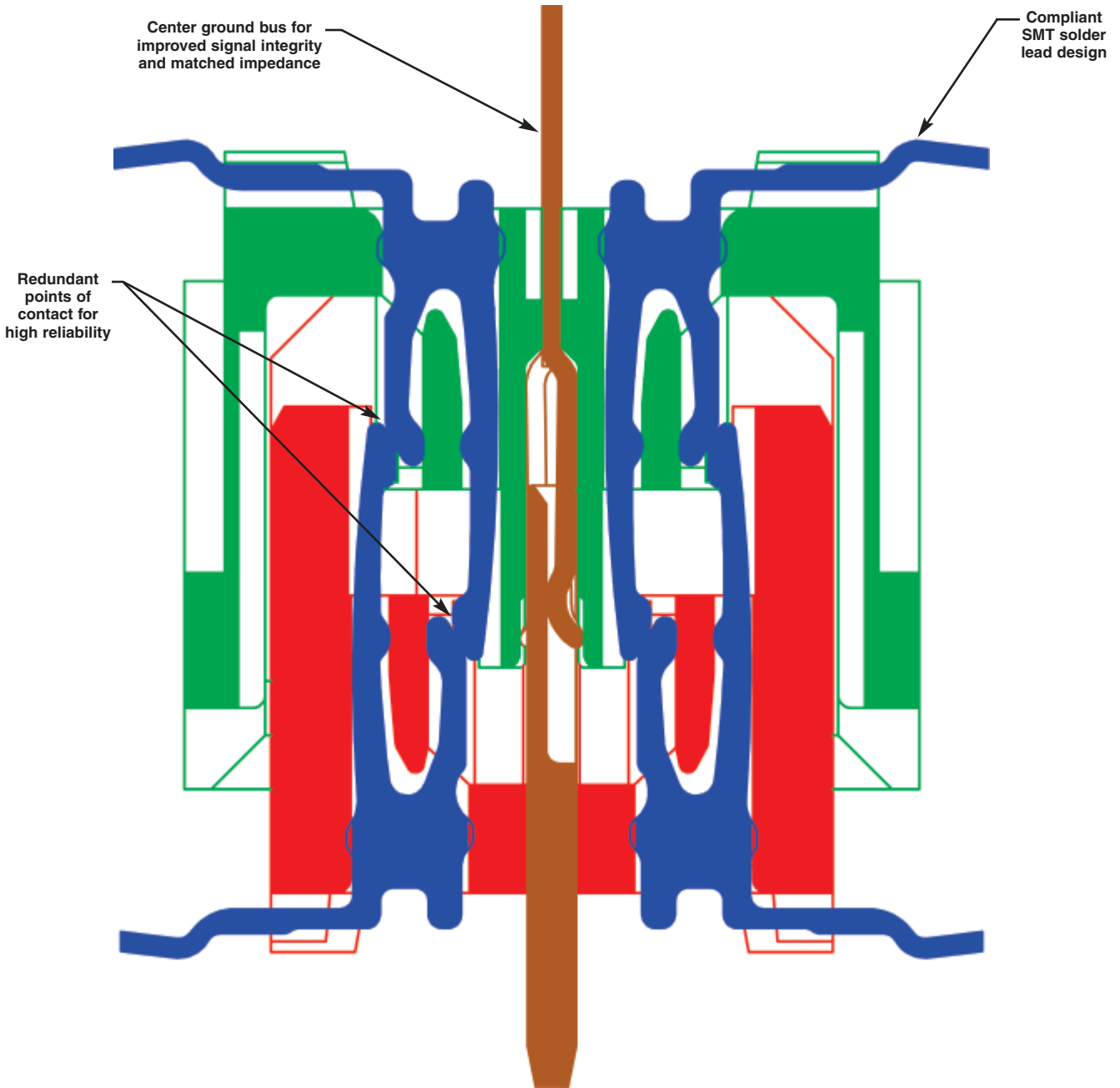
Redundant interfaces on every signal line provide added reliability. Two plating

options are available to meet the needs of various applications.

The housing material is a liquid crystal polymer, compatible with infrared and forced air convection operations.

The connector system uses the solid ground bus between the rows of signals to provide low crosstalk and excellent high-speed signal characteristics.

MICTOR Connector Cross Section



MICTOR
Interconnection System

Connectors are shown at point where signal contact first touch each other.

Connectors are designed to be fully mated when the two "Z" datums meet.

- Green** = Receptacle housing
- Red** = Plug housing
- Blue** = Signal contacts
- Brown** = Ground bus contacts

Material and Performance Specifications, MICTOR Connectors

Material Specifications

Material

Housing — Liquid crystal polymer, black

Contacts — High reliability copper alloy

Ground Bus — Phosphor bronze

Finish (Gold Plating)

Contacts and Ground Bus — Duplex plated 0.00076 [.000030] min. gold in mating area, 0.00381 [.000150] min. tin-lead on leads, with entire contact and ground bus underplated 0.00178 [.000070] min. nickel

Finish (Palladium-Nickel Plating)

Contacts and Ground Bus — Duplex plated 0.000013 [.000005] min. gold over 0.00076 [.000030] min. palladium-nickel in mating area, 0.00381 [.000150] min. tin-lead on leads, with entire contact and ground bus underplated 0.00178 [.000070] min. nickel

Finish (Lead-Free Plating)

Contacts and Ground Bus — 0.00076 [.000030] min. gold on contact area, 0.00381-0.00635 [.000150-.000250] matte tin per ASTM B 545 on leads, all over 0.00177-0.00445 [.000070-.000175] nickel.

Or

0.00013 [.000005] min. gold over, 0.00076 [.000030] min. palladium nickel on contact area, 0.00381-0.00635 [.000150-.000250] matte tin per ASTM B 545 on leads, all over 0.00191-0.00445 [.000075-.000175] nickel.

Performance Specifications

Ratings

Voltage — 30 vac

Current — Signal; rated 1.0 Amps, fully derated 0.5 Amps
Ground; rated 11.5 Amps, fully derated 7.6 Amps

Temperature — -55°C to +125°C

Electrical Characteristics

Characteristic Impedance — 50±5 ohms at 1 ns

Termination Resistance — ΔR 10 milliohms max.; Specification 109-6-1

Insulation Resistance — 10,000 megohms min.; Specification 109-208-1

Dielectric Withstanding Voltage — 500 vac at sea level; Specification 109-29-1

Mechanical Characteristics

Solderability — Solderable area shall have a 95% min. solder coverage; Specification 109-11-1

Vibration (Random) — No discontinuities of 1 μs or longer duration; Specification 109-21-5

Physical Shock — No discontinuities of 1 μs or longer duration; Specification 109-26-1

Durability (Tested to) — Mate and unmate samples at a rate of 600 cycles max. per hour. 25 cycles, gold plating; 500 cycles, palladium-nickel plating; Specification 109-27

Contact Retention — 1 lb min.; Specification 109-30

Mating Force — 152 oz max. per 1/2 inch of connector (1 module). Each module equals 38 signal contacts and 1 ground bus; Specification 109-42

Unmating Force — 19 oz min. per 1/2 inch of connector (1 module). Each module equals 38 signal contacts and 1 ground bus; Specification 109-42

Environmental Characteristics

Thermal Shock — Subject mated samples to 5 cycles between -55°C and +125°C; Specification 109-22

Humidity - Temperature Cycling — Subject mated samples to 10 cycles between +25°C and +65°C at 95% RH; Specification 109-23-3, Condition B

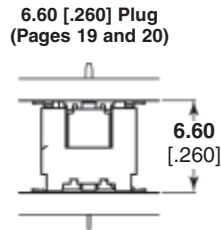
Temperature Cycling — Subject mated samples to 1024 cycles between -40°C and +60°C at 2 hours per cycle; Specification 109-75-1

Temperature Life — Subject mated samples to temperature life at +118°C for 792 hours; Specification 109-43

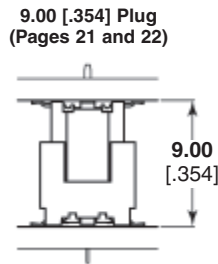
Mixed Flowing Gas — Subject mated samples to environmental class II for 14 days; Specification 109-85-2

MICTOR Stack Height Combinations

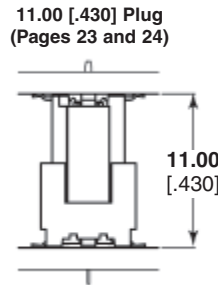
**30 μ Gold and Palladium
Nickel Plated Vertical
Connectors**



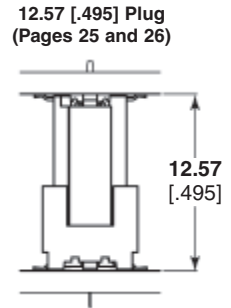
6.60 [.260] Plug
(Pages 19 and 20)
Standard Receptacle
(Pages 36 and 37)



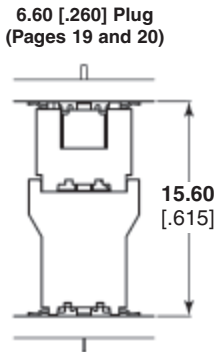
9.00 [.354] Plug
(Pages 21 and 22)
Standard Receptacle
(Pages 36 and 37)



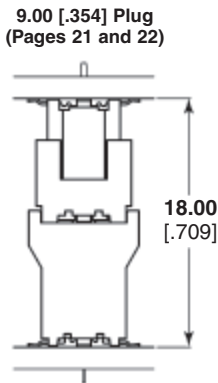
11.00 [.430] Plug
(Pages 23 and 24)
Standard Receptacle
(Pages 36 and 37)



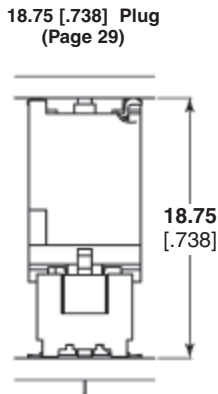
12.57 [.495] Plug
(Pages 25 and 26)
Standard Receptacle
(Pages 36 and 37)



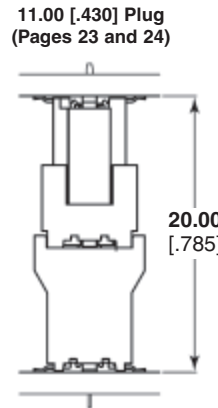
6.60 [.260] Plug
(Pages 19 and 20)
Raised Receptacle
(Pages 38 and 39)



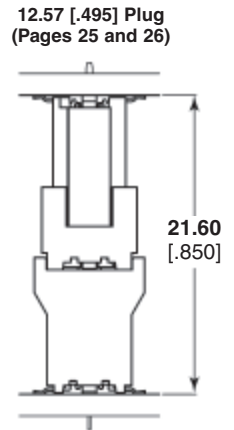
9.00 [.354] Plug
(Pages 21 and 22)
Raised Receptacle
(Pages 38 and 39)



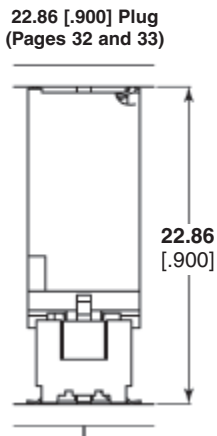
18.75 [.738] Plug
(Page 29)
Standard Receptacle
(Pages 36 and 37)



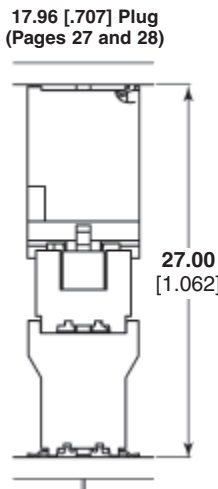
11.00 [.430] Plug
(Pages 23 and 24)
Raised Receptacle
(Pages 38 and 39)



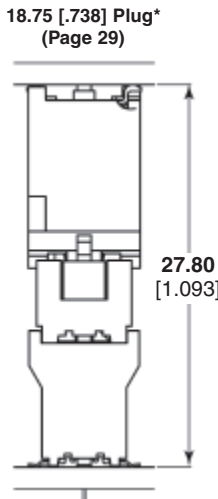
12.57 [.495] Plug
(Pages 25 and 26)
Raised Receptacle
(Pages 38 and 39)



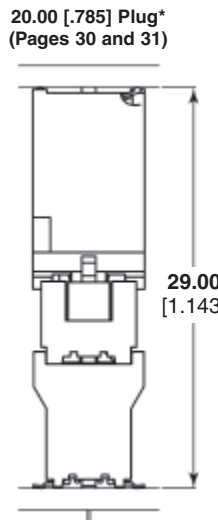
22.86 [.900] Plug
(Pages 32 and 33)
Standard Receptacle
(Pages 36 and 37)



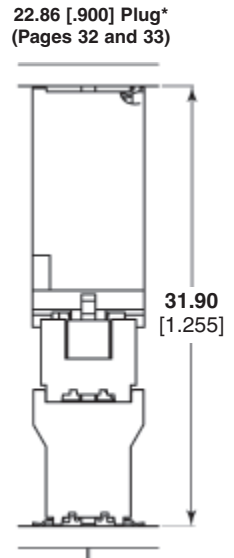
17.96 [.707] Plug
(Pages 27 and 28)
Raised Receptacle
(Pages 38 and 39)



18.75 [.738] Plug*
(Page 29)
Raised Receptacle
(Pages 38 and 39)



20.00 [.785] Plug*
(Pages 30 and 31)
Raised Receptacle
(Pages 38 and 39)

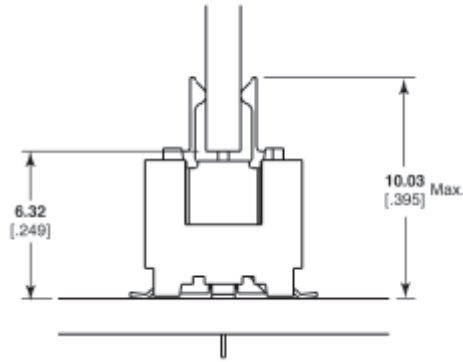


22.86 [.900] Plug*
(Pages 32 and 33)
Raised Receptacle
(Pages 38 and 39)

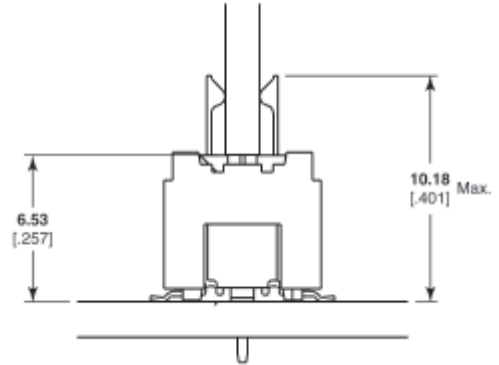
*This connector not available in Palladium Nickel.

MICTOR Right-Angle (Straddle Mount) Combinations

30 μ Gold & Palladium
Nickel Connections



Vertical Receptacle with
Right-Angle Plug



Vertical Plug with
Right-Angle Receptacle

Right-angle versions are designed for paddlecard type applications. It is highly recommended that customers who are considering right-angle applications contact Tyco Electronics

Engineering to review their applications as the potential for tolerancing issues and/or issues of solder joint integrity can be highly application specific.

MICTOR Vertical Plugs

**6.60 [.260]
Stacking Height***

Related Product Data

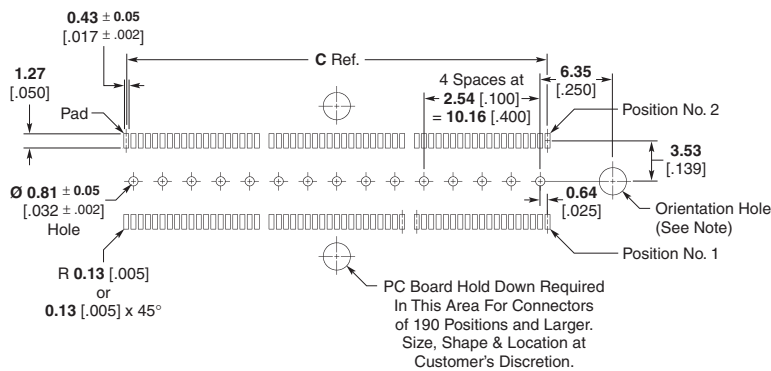

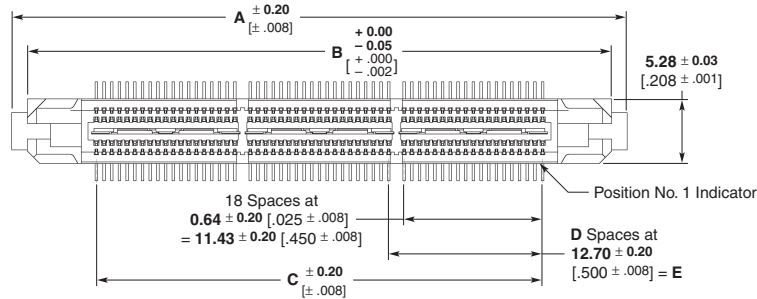
Material and Finish — page 16

Performance Characteristics — page 16

Mating Receptacles — pages 36-41

Technical Documents — page 81

*6.60 [.260] stack height when mated to vertical receptacle;
15.62 [.615] stack height when mated to vertical receptacle (extended height).



**Recommended PC Board Layout
(Viewed from Connector Side)**

Note: For standard applications, the orientation hole must be 2.39±0.05 [.094±.002]; For slip-fit applications, the orientation hole must be 2.00±0.03 [.079±.001].

MICTOR Vertical Plugs (Continued)

6.60 [.260] Stacking Height (Continued)

| No. of Pos. | Dimensions | | | | | | Platings | | Part Numbers | | | | | | | | | | | | |
|-------------|----------------|----------------|-----------------|----------------|----------------|-------------|----------------|----------------|------------------|-----------------|-----------|--------------------|-----------------|-----------|---------|-------------|-------------|-----------|-----------|-----------|-------------|
| | A | B | C | D | E | F | Solder Tail | Contact | Barbed G/B Leads | | | Barbless G/B Leads | | | | | | | | | |
| | | | | | | | | | Tube | T&R Vacuum Caps | | Tube | T&R Vacuum Caps | | | | | | | | |
| | | | | | | | With | | | Without | | | With | | Without | | | | | | |
| 38 | 25.40 1.000 | 22.81 .898 | 11.43 .450 | 0 | — | 1.35 [.053] | SnPb | Gold | 767007-8♦ | 767111-8♦ | 767111-1♦ | 767116-1♦ | 767118-1♦ | 767118-8♦ | | | | | | | |
| | | | | | | 2.72 [.107] | | PdNi | 767056-1♦ | — | — | — | — | | | | | | | | |
| | | | | | | 2.64 [.104] | | — | — | — | 767117-1♦ | 767119-1♦ | 767119-8♦ | | | | | | | | |
| | | | | | | 1.35 [.053] | | Gold | 5767007-8 | 5767111-8 | 5767111-1 | 5767116-1 | 5767118-1 | 5767118-8 | | | | | | | |
| | | | | | | 2.72 [.107] | Pb-free | PdNi | 5767056-1 | — | — | — | — | | | | | | | | |
| | | | | | | 2.64 [.104] | | — | — | — | 5767117-1 | 5767119-1 | 5767119-8 | | | | | | | | |
| | | | | | | 76 | | 38.10 1.500 | 31.70 1.248 | 24.13 .950 | 1 | 12.70 .500 | 1.35 [.053] | SnPb | Gold | 767007-9♦ | 767111-9♦ | 767111-2♦ | 767116-2♦ | 767118-2♦ | 767118-9♦ |
| | | | | | | | | | | | | | 2.72 [.107] | | PdNi | 767056-2♦ | — | — | — | — | |
| 2.64 [.104] | — | — | — | 767117-2♦ | 767119-2♦ | | 767119-9♦ | | | | | | | | | | | | | | |
| 1.35 [.053] | Gold | 5767007-9 | 5767111-9 | 5767111-2 | 5767116-2 | | 5767118-2 | | | | | | 5767118-9 | | | | | | | | |
| 2.72 [.107] | Pb-free | PdNi | 5767056-2 | — | — | | — | | | | | | — | | | | | | | | |
| 2.64 [.104] | | — | — | — | 5767117-2 | | 5767119-2 | | | | | | 5767119-9 | | | | | | | | |
| 114 | | 50.80 2.000 | 48.21 1.898 | 36.83 1.450 | 2 | | 25.40 1.000 | | | | | | 1.35 [.053] | SnPb | Gold | 1-767007-0♦ | 1-767111-0♦ | 767111-3♦ | 767116-3♦ | 767118-3♦ | 1-767118-0♦ |
| | | | | | | | | | | | | | 2.72 [.107] | | PdNi | 767056-3♦ | — | — | — | — | |
| | 2.64 [.104] | | | | | — | | — | — | 767117-3♦ | 767119-3♦ | 1-767119-0♦ | | | | | | | | | |
| | 1.35 [.053] | | | | | Gold | | 1-5767007-0 | 1-5767111-0 | 5767111-3 | 5767116-3 | 5767118-3 | 1-5767118-0 | | | | | | | | |
| | 2.72 [.107] | | | | | Pb-free | | PdNi | 5767056-3 | — | — | — | — | | | | | | | | |
| | 2.64 [.104] | | | | | | | — | — | — | 5767117-3 | 5767119-3 | 1-5767119-0 | | | | | | | | |
| | 152 | | | | | | | 63.50 2.500 | 60.91 2.398 | 49.53 1.950 | 3 | 38.10 1.500 | 1.35 [.053] | SnPb | Gold | 1-767007-1♦ | 1-767111-1♦ | 767111-4♦ | 767116-4♦ | 767118-4♦ | 1-767118-1♦ |
| | | | | | | | | | | | | | 2.72 [.107] | | PdNi | 767056-4♦ | — | — | — | — | |
| 2.64 [.104] | | — | — | — | 767117-4♦ | 767119-4♦ | 1-767119-1♦ | | | | | | | | | | | | | | |
| 1.35 [.053] | | Gold | 1-5767007-1 | 1-5767111-1 | 5767111-4 | 5767116-4 | 5767118-4 | | | | | | 1-5767118-1 | | | | | | | | |
| 2.72 [.107] | | Pb-free | PdNi | 5767056-4 | — | — | — | | | | | | — | | | | | | | | |
| 2.64 [.104] | | | — | — | — | 5767117-4 | 5767119-4 | | | | | | 1-5767119-1 | | | | | | | | |
| 190 | | | 76.20 3.000 | 73.61 2.898 | 62.23 2.450 | 4 | 50.80 2.000 | | | | | | 1.35 [.053] | SnPb | Gold | 1-767007-2♦ | 1-767111-2♦ | 767111-5♦ | 767116-5♦ | 767118-5♦ | 1-767118-2♦ |
| | | | | | | | | | | | | | 2.72 [.107] | | PdNi | 767056-5♦ | — | — | — | — | |
| | 2.64 [.104] | — | | | | | | — | — | 767117-5♦ | 767119-5♦ | 1-767119-2♦ | | | | | | | | | |
| | 1.35 [.053] | Gold | | | | | | 1-5767007-2 | 1-5767111-2 | 5767111-5 | 5767116-5 | 5767118-5 | 1-5767118-2 | | | | | | | | |
| | 2.72 [.107] | Pb-free | | | | | | PdNi | 5767056-5 | — | — | — | — | | | | | | | | |
| | 2.64 [.104] | | | | | | | — | — | — | 5767117-5 | 5767119-5 | 1-5767119-2 | | | | | | | | |
| | 228 | | | | | | | 88.90 3.500 | 86.31 3.398 | 74.93 2.950 | 5 | 63.50 2.500 | 1.35 [.053] | SnPb | Gold | 1-767007-3♦ | — | — | 767116-6♦ | — | — |
| | | | | | | | | | | | | | 2.72 [.107] | | PdNi | 767056-6♦ | — | — | — | — | |
| 2.64 [.104] | | — | — | — | 767117-6♦ | — | — | | | | | | | | | | | | | | |
| 1.35 [.053] | | Gold | 1-5767007-3 | — | — | 5767116-6 | — | | | | | | — | | | | | | | | |
| 2.72 [.107] | | Pb-free | PdNi | 5767056-6 | — | — | — | | | | | | — | | | | | | | | |
| 2.64 [.104] | | | — | — | — | 5767117-6 | — | | | | | | — | | | | | | | | |
| 266 | | | 101.60 4.000 | 99.01 3.898 | 87.63 3.450 | 6 | 76.20 3.000 | | | | | | 1.35 [.053] | SnPb | Gold | 1-767007-4♦ | — | — | 767116-7♦ | — | — |
| | | | | | | | | | | | | | 2.72 [.107] | | PdNi | 767056-7♦ | — | — | — | — | |
| | 2.64 [.104] | — | | | | | | — | — | 767117-7♦ | — | — | | | | | | | | | |
| | 1.35 [.053] | Gold | | | | | | 1-5767007-4 | — | — | 5767116-7 | — | — | | | | | | | | |
| | 2.72 [.107] | Pb-free | | | | | | PdNi | 5767056-7 | — | — | — | — | | | | | | | | |
| | 2.64 [.104] | | | | | | | — | — | — | 5767117-7 | — | — | | | | | | | | |

Notes: 1. Contact Product Engineering regarding options not present in this table.
2. T&R vacuum caps are placed on some connectors to allow them to be picked up with robotic placement equipment that uses vacuum pick-up nozzles.

Note: Part Numbers are RoHS compliant except: ♦ Indicates non-RoHS compliant;
● Indicates "5 of 6 compliant" (lead in solderable interface only).

MICTOR Vertical Plugs (Continued)

9.00 [.354] Stacking Height (Continued)

| No. of Pos. | Dimensions | | | | | | Platings | | Part Numbers |
|-------------|-----------------|----------------|----------------|---|----------------|-------------|-------------|---------|-----------------------|
| | A | B | C | D | E | F | Solder Tail | Contact | Barbed G/B Leads Tube |
| 38 | 25.40 1.000 | 22.81 .898 | 11.43 .450 | 0 | — | 1.52 [.060] | SnPb | Gold | 767139-1◆ |
| | | | | | | 2.74 [.108] | | | PdNi |
| | | | | | | 1.52 [.060] | Pb-free | Gold | 5767139-1 |
| | | | | | | 2.74 [.108] | | | PdNi |
| 76 | 38.10 1.500 | 31.70 1.248 | 24.13 .950 | 1 | 12.70 .500 | 1.52 [.060] | SnPb | Gold | 767139-2◆ |
| | | | | | | 2.74 [.108] | | | PdNi |
| | | | | | | 1.52 [.060] | Pb-free | Gold | 5767139-2 |
| | | | | | | 2.74 [.108] | | | PdNi |
| 114 | 50.80 2.000 | 48.21 1.898 | 36.83 1.450 | 2 | 25.40 1.000 | 1.52 [.060] | SnPb | Gold | 767139-3◆ |
| | | | | | | 2.74 [.108] | | | PdNi |
| | | | | | | 1.52 [.060] | Pb-free | Gold | 5767139-3 |
| | | | | | | 2.74 [.108] | | | PdNi |
| 152 | 63.50 2.500 | 60.91 2.398 | 49.53 1.950 | 3 | 38.10 1.500 | 1.52 [.060] | SnPb | Gold | 767139-4◆ |
| | | | | | | 2.74 [.108] | | | PdNi |
| | | | | | | 1.52 [.060] | Pb-free | Gold | 5767139-4 |
| | | | | | | 2.74 [.108] | | | PdNi |
| 190 | 76.20 3.000 | 73.61 2.898 | 62.23 2.450 | 4 | 50.80 2.000 | 1.52 [.060] | SnPb | Gold | 767139-5◆ |
| | | | | | | 2.74 [.108] | | | PdNi |
| | | | | | | 1.52 [.060] | Pb-free | Gold | 5767139-5 |
| | | | | | | 2.74 [.108] | | | PdNi |
| 228 | 88.90 3.500 | 86.31 3.398 | 74.93 2.950 | 5 | 63.50 2.500 | 1.52 [.060] | SnPb | Gold | 767139-6◆ |
| | | | | | | 2.74 [.108] | | | PdNi |
| | | | | | | 1.52 [.060] | Pb-free | Gold | 5767139-6 |
| | | | | | | 2.74 [.108] | | | PdNi |
| 266 | 101.60 4.000 | 99.01 3.898 | 87.63 3.450 | 6 | 76.20 3.000 | 1.52 [.060] | SnPb | Gold | 767139-7◆ |
| | | | | | | 2.74 [.108] | | | PdNi |
| | | | | | | 1.52 [.060] | Pb-free | Gold | 5767139-7 |
| | | | | | | 2.74 [.108] | | | PdNi |

Note: Part Numbers are RoHS compliant except: ◆ Indicates non-RoHS compliant;
● Indicates "5 of 6 compliant" (lead in solderable interface only).

MICTOR Vertical Plugs (Continued)

**11.00 [.430]
Stacking Height***

Related Product Data

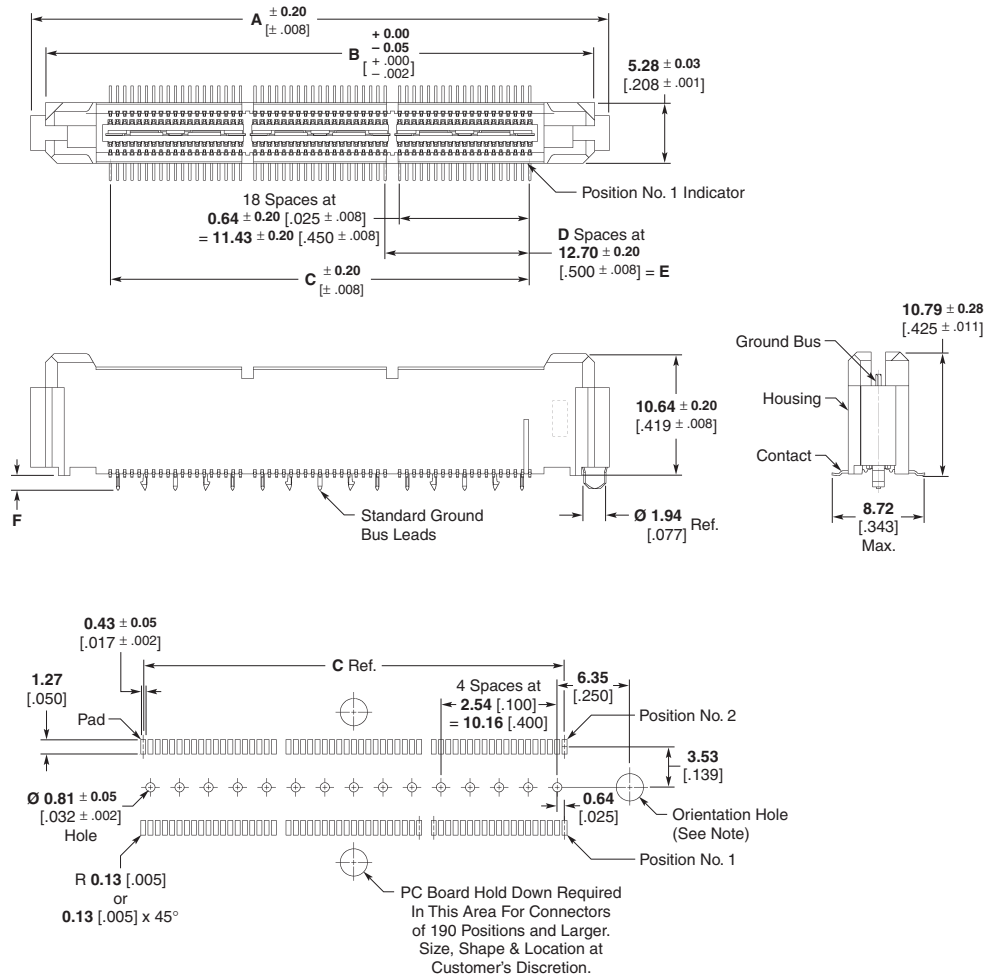
Material and Finish — page 16

Performance Characteristics — page 16

Mating Receptacles — pages 36-41

Technical Documents — page 81

* 11.00 [.430] stack height when mated to vertical receptacle;
19.94 [.785] stack height when mated to vertical receptacle (extended height).



**Recommended PC Board Layout
(Viewed from Connector Side)**

Note: For standard applications, the orientation hole must be 2.39±0.05 [.094±.002]; For slip-fit applications, the orientation hole must be 2.00±0.03 [.079±.001].

MICTOR Vertical Plugs (Continued)

11.00 [.430] Stacking Height (Continued)

| No. of Pos. | Dimensions | | | | | | Platings | | Part Numbers | | | | | | | | | | |
|-------------|-----------------|----------------|----------------|-----------|----------------|-------------|----------------|----------------|------------------|-----------------|--------------------|-------------|-----------------|------|-------------|-------------|-----------|-------------|-------------|
| | A | B | C | D | E | F | Solder Tail | Contact | Barbed G/B Leads | | Barbless G/B Leads | | | | | | | | |
| | | | | | | | | | Tube | T&R Vacuum Caps | | Tube | T&R Vacuum Caps | | | | | | |
| | | | | | | | | | | With | Without | | | | | | | | |
| 38 | 25.40 1.000 | 22.81 .898 | 11.43 .450 | 0 | — | 1.52 [.060] | SnPb | Gold | 767003-9● | 767123-8● | 767123-1● | — | — | | | | | | |
| | | | | | | 2.64 [.104] | | | PdNi | 767087-1● | — | — | — | — | | | | | |
| | | | | | | 1.52 [.060] | Pb-free | Gold | 5767003-9 | 5767123-8 | 5767123-1 | — | — | | | | | | |
| | | | | | | 2.64 [.104] | | | PdNi | 5767087-1 | — | — | — | — | | | | | |
| | | | | | | 76 | 38.10 1.500 | 31.70 1.248 | 24.13 .950 | 1 | 12.70 .500 | 1.52 [.060] | SnPb | Gold | 1-767003-0● | 767123-9● | 767123-2● | — | — |
| | | | | | | | | | | | | 2.64 [.104] | | | PdNi | 767087-2● | — | — | — |
| 1.52 [.060] | Pb-free | Gold | 1-5767003-0 | 5767123-9 | 5767123-2 | | | | | | | — | — | | | | | | |
| 2.64 [.104] | | | PdNi | 5767087-2 | — | | | | | | | — | — | — | | | | | |
| 114 | 50.80 2.000 | 48.21 1.898 | 36.83 1.450 | 2 | 25.40 1.000 | | | | | | | 1.52 [.060] | SnPb | Gold | 1-767003-1● | 1-767123-0● | 767123-3● | 1-767182-3● | 1-767183-0● |
| | | | | | | | | | | | | 2.64 [.104] | | | PdNi | 767087-3● | — | — | — |
| | | | | | | 1.52 [.060] | Pb-free | Gold | 1-5767003-1 | 1-5767123-0 | 5767123-3 | 1-5767182-3 | 1-5767183-0 | | | | | | |
| | | | | | | 2.64 [.104] | | | PdNi | 5767087-3 | — | — | — | — | | | | | |
| | | | | | | 152 | 63.50 2.500 | 60.91 2.398 | 49.53 1.950 | 3 | 38.10 1.500 | 1.52 [.060] | SnPb | Gold | 767003-8● | — | — | — | — |
| | | | | | | | | | | | | 2.64 [.104] | | | PdNi | 767087-4● | — | — | — |
| 1.52 [.060] | Pb-free | Gold | 5767003-8 | — | — | | | | | | | — | — | | | | | | |
| 2.64 [.104] | | | PdNi | 5767087-4 | — | | | | | | | — | — | — | | | | | |
| 190 | 76.20 3.000 | 73.61 2.898 | 62.23 2.450 | 4 | 50.80 2.000 | | | | | | | 1.52 [.060] | SnPb | Gold | 1-767003-2● | 1-767123-2● | 767123-5● | — | — |
| | | | | | | | | | | | | 2.64 [.104] | | | PdNi | 767087-5● | — | — | — |
| | | | | | | 1.52 [.060] | Pb-free | Gold | 1-5767003-2 | 1-5767123-2 | 5767123-5 | — | — | | | | | | |
| | | | | | | 2.64 [.104] | | | PdNi | 5767087-5 | — | — | — | — | | | | | |
| | | | | | | 228 | 88.90 3.500 | 86.31 3.398 | 74.93 2.950 | 5 | 63.50 2.500 | 1.52 [.060] | SnPb | Gold | 1-767003-3● | — | — | — | — |
| | | | | | | | | | | | | 2.64 [.104] | | | PdNi | 767087-6● | — | — | — |
| 1.52 [.060] | Pb-free | Gold | 1-5767003-3 | — | — | | | | | | | — | — | | | | | | |
| 2.64 [.104] | | | PdNi | 5767087-6 | — | | | | | | | — | — | — | | | | | |
| 266 | 101.60 4.000 | 99.01 3.898 | 87.63 3.450 | 6 | 76.20 3.000 | | | | | | | 1.52 [.060] | SnPb | Gold | 1-767003-4● | — | — | — | — |
| | | | | | | | | | | | | 2.64 [.104] | | | PdNi | 767087-7● | — | — | — |
| | | | | | | 1.52 [.060] | Pb-free | Gold | 1-5767003-4 | — | — | — | — | | | | | | |
| | | | | | | 2.64 [.104] | | | PdNi | 5767087-7 | — | — | — | — | | | | | |

Note: Contact Product Engineering regarding options not present in this table.

Note: Part Numbers are RoHS compliant except: ♦ Indicates non-RoHS compliant;
● Indicates "5 of 6 compliant" (lead in solderable interface only).

MICTOR Vertical Plugs (Continued)

**12.57 [.495]
Stacking Height***

Related Product Data

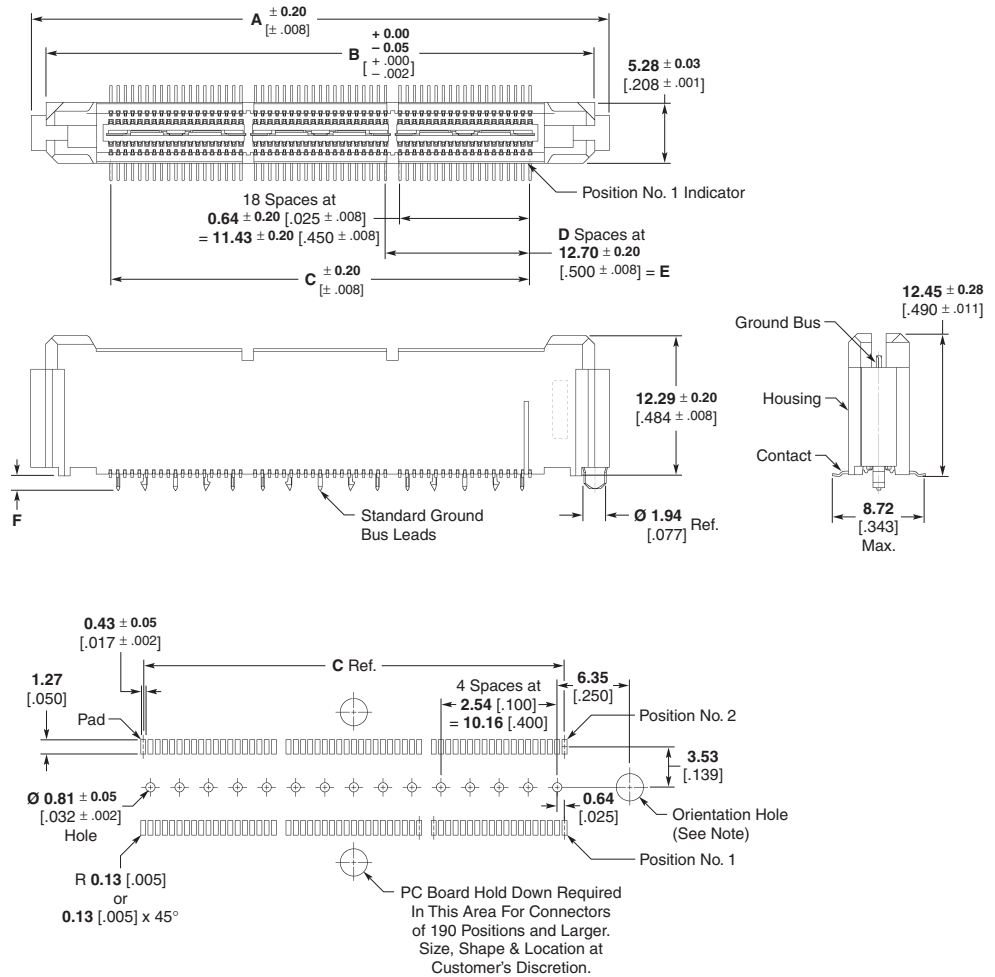
Material and Finish — page 16

Performance Characteristics — page 16

Mating Receptacles — pages 36-41

Technical Documents — page 81

* 12.57 [.495] stack height when mated to vertical receptacle;
21.59 [.850] stack height when mated to vertical receptacle (extended height).



**Recommended PC Board Layout
(Viewed from Connector Side)**

Note: For standard applications, the orientation hole must be 2.39±0.05 [.094±.002]; For slip-fit applications, the orientation hole must be 2.00±0.03 [.079±.001].

MICTOR Vertical Plugs (Continued)

12.57 [.495] Stacking Height (Continued)

| No. of Pos. | Dimensions | | | | | | Platings | | Part Numbers | | | | | | |
|-------------|-----------------|----------------|----------------|---|----------------|-------------|-------------|---------|------------------|-----------------|-------------|--------------------|-----------------|-------------|-------------|
| | A | B | C | D | E | F | Solder Tail | Contact | Barbed G/B Leads | | | Barbless G/B Leads | | | |
| | | | | | | | | | Tube | T&R Vacuum Caps | | Tube | T&R Vacuum Caps | | |
| | | | | | | | With | | | Without | | | With | | Without |
| 38 | 25.40 1.000 | 22.81 .898 | 11.43 .450 | 0 | — | 1.52 [.060] | SnPb | Gold | 767005-8◆ | 767149-1◆ | 767149-8◆ | 767120-1◆ | 767121-1◆ | 767121-8◆ | |
| | | | | | | 2.64 [.104] | | | PdNi | 767057-1◆ | — | — | 767082-1◆ | — | — |
| | | | | | | 1.52 [.060] | | Pb-free | Gold | 5767005-8 | 5767149-1 | 5767149-8 | 5767120-1 | 5767121-1 | 5767121-8 |
| | | | | | | 2.64 [.104] | | | PdNi | 5767057-1 | — | — | 5767082-1 | — | — |
| 76 | 38.10 1.500 | 31.70 1.248 | 24.13 .950 | 1 | 12.70 .500 | 1.52 [.060] | SnPb | Gold | 767005-9◆ | 767149-2◆ | 767149-9◆ | 767120-2◆ | 767121-2◆ | 767121-9◆ | |
| | | | | | | 2.64 [.104] | | | PdNi | 767057-2◆ | — | — | 767082-2◆ | — | — |
| | | | | | | 1.52 [.060] | | Pb-free | Gold | 5767005-9 | 5767149-2 | 5767149-9 | 5767120-2 | 5767121-2 | 5767121-9 |
| | | | | | | 2.64 [.104] | | | PdNi | 5767057-2 | — | — | 5767082-2 | — | — |
| 114 | 50.80 2.000 | 48.21 1.898 | 36.83 1.450 | 2 | 25.40 1.000 | 1.52 [.060] | SnPb | Gold | 1-767005-0◆ | 767149-3◆ | 1-767149-0◆ | 767120-3◆ | 767121-3◆ | 1-767121-0◆ | |
| | | | | | | 2.64 [.104] | | | PdNi | 767057-3◆ | — | — | 767082-3◆ | — | — |
| | | | | | | 1.52 [.060] | | Pb-free | Gold | 1-5767005-0 | 5767149-3 | 1-5767149-0 | 5767120-3 | 5767121-3 | 1-5767121-0 |
| | | | | | | 2.64 [.104] | | | PdNi | 5767057-3 | — | — | 5767082-3 | — | — |
| 152 | 63.50 2.500 | 60.91 2.398 | 49.53 1.950 | 3 | 38.10 1.500 | 1.52 [.060] | SnPb | Gold | 1-767005-1◆ | 767149-4◆ | 1-767149-1◆ | 767120-4◆ | 767121-4◆ | 1-767121-1◆ | |
| | | | | | | 2.64 [.104] | | | PdNi | 767057-4◆ | — | — | 767082-4◆ | 767127-4◆ | 1-767127-1◆ |
| | | | | | | 1.52 [.060] | | Pb-free | Gold | 1-5767005-1 | 5767149-4 | 1-5767149-1 | 5767120-4 | 5767121-4 | 1-5767121-1 |
| | | | | | | 2.64 [.104] | | | PdNi | 5767057-4 | — | — | 5767082-4 | 5767127-4 | 1-5767127-1 |
| 190 | 76.20 3.000 | 73.61 2.898 | 62.23 2.450 | 4 | 50.80 2.000 | 1.52 [.060] | SnPb | Gold | 1-767005-2◆ | 767149-5◆ | 1-767149-2◆ | 767120-5◆ | — | — | |
| | | | | | | 2.64 [.104] | | | PdNi | 767057-5◆ | — | — | 767082-5◆ | 767127-5◆ | 1-767121-2◆ |
| | | | | | | 1.52 [.060] | | Pb-free | Gold | 1-5767005-2 | 5767149-5 | 1-5767149-2 | 5767120-5 | — | — |
| | | | | | | 2.64 [.104] | | | PdNi | 5767057-5 | — | — | 5767082-5 | 5767127-5 | 1-5767121-2 |
| 228 | 88.90 3.500 | 86.31 3.398 | 74.93 2.950 | 5 | 63.50 2.500 | 1.52 [.060] | SnPb | Gold | 1-767005-3◆ | — | — | 767120-6◆ | — | — | |
| | | | | | | 2.64 [.104] | | | PdNi | 767057-6◆ | — | — | 767082-6◆ | — | — |
| | | | | | | 1.52 [.060] | | Pb-free | Gold | 1-5767005-3 | — | — | 5767120-6 | — | — |
| | | | | | | 2.64 [.104] | | | PdNi | 5767057-6 | — | — | 5767082-6 | — | — |
| 266 | 101.60 4.000 | 99.01 3.898 | 87.63 3.450 | 6 | 76.20 3.000 | 1.52 [.060] | SnPb | Gold | 1-767005-4◆ | — | — | 767120-7◆ | — | — | |
| | | | | | | 2.64 [.104] | | | PdNi | 767057-7◆ | — | 1-767151-4◆ | 767082-7◆ | — | — |
| | | | | | | 1.52 [.060] | | Pb-free | Gold | 1-5767005-4 | — | — | 5767120-7 | — | — |
| | | | | | | 2.64 [.104] | | | PdNi | 5767057-7 | — | 1-5767151-4 | 5767082-7 | — | — |

Note: Contact Product Engineering regarding options not present in this table.

Note: Part Numbers are RoHS compliant except: ◆ Indicates non-RoHS compliant;
● Indicates "5 of 6 compliant" (lead in solderable interface only).

MICTOR Vertical Plugs (Continued)

**17.96 [.707]
Stacking Height***

Related Product Data

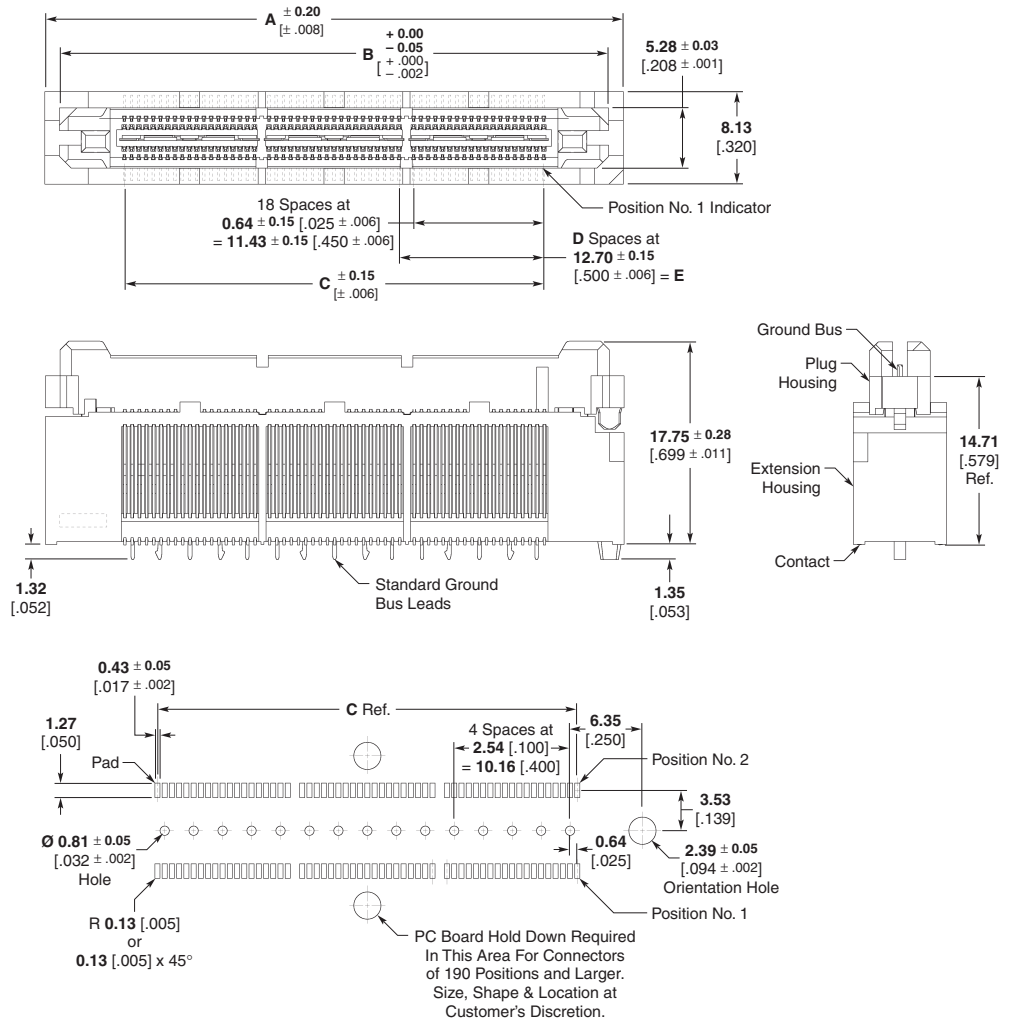
Material and Finish — page 16

Performance Characteristics —
page 16

Mating Receptacles — pages 36-41

Technical Documents — page 81

* 17.96 [.707] stack height when mated to vertical receptacle;
27.00 [1.062] stack height when mated to vertical receptacle (extended height).



**Recommended PC Board Layout
(Connector Side of Board Shown)**

- Notes:**
1. For dual application, the orientation hole must be 1.98±0.03 [.078±.001]. See Application Specification 114-11004 for details.
 2. Connectors with extended ground bus leads can be made available, consult Tyco Electronics.

MICTOR Vertical Plugs (Continued)

17.96 [.707]
Stacking Height (Continued)

| No. of Pos. | Dimensions | | | | | Plating | Part Numbers |
|-------------|---------------|--------------|--------------|---|--------------|---------|--------------|
| | A | B | C | D | E | | |
| 38 | 25.40 | 22.81 | 11.43 | 0 | 0.00 | SnPb | 767025-1● |
| | 1.000 | .898 | .450 | | | Pb-free | 5767025-1 |
| 76 | 38.10 | 35.51 | 24.13 | 1 | 12.70 | SnPb | 767025-2● |
| | 1.500 | 1.398 | .950 | | | Pb-free | 5767025-2 |
| 114 | 50.80 | 48.21 | 36.83 | 2 | 25.40 | SnPb | 767025-3● |
| | 2.000 | 1.898 | 1.450 | | | Pb-free | 5767025-3 |
| 152 | 63.50 | 60.91 | 49.53 | 3 | 38.10 | SnPb | 767025-4● |
| | 2.500 | 2.398 | 1.950 | | | Pb-free | 5767025-4 |
| 190 | 76.20 | 73.61 | 62.23 | 4 | 50.80 | SnPb | 767025-5● |
| | 3.000 | 2.898 | 2.450 | | | Pb-free | 5767025-5 |
| 228 | 88.90 | 86.31 | 74.93 | 5 | 63.50 | SnPb | 767025-6● |
| | 3.500 | 3.398 | 2.950 | | | Pb-free | 5767025-6 |
| 266 | 101.60 | 99.00 | 87.63 | 6 | 76.20 | SnPb | 767025-7● |
| | 4.000 | 3.898 | 3.450 | | | Pb-free | 5767025-7 |

MICTOR
Interconnection System

Note: Part Numbers are RoHS compliant except: ♦ Indicates non-RoHS compliant;
● Indicates "5 of 6 compliant" (lead in solderable interface only).

MICTOR Vertical Plugs (Continued)

18.75 [.738] Stacking Height*

Related Product Data

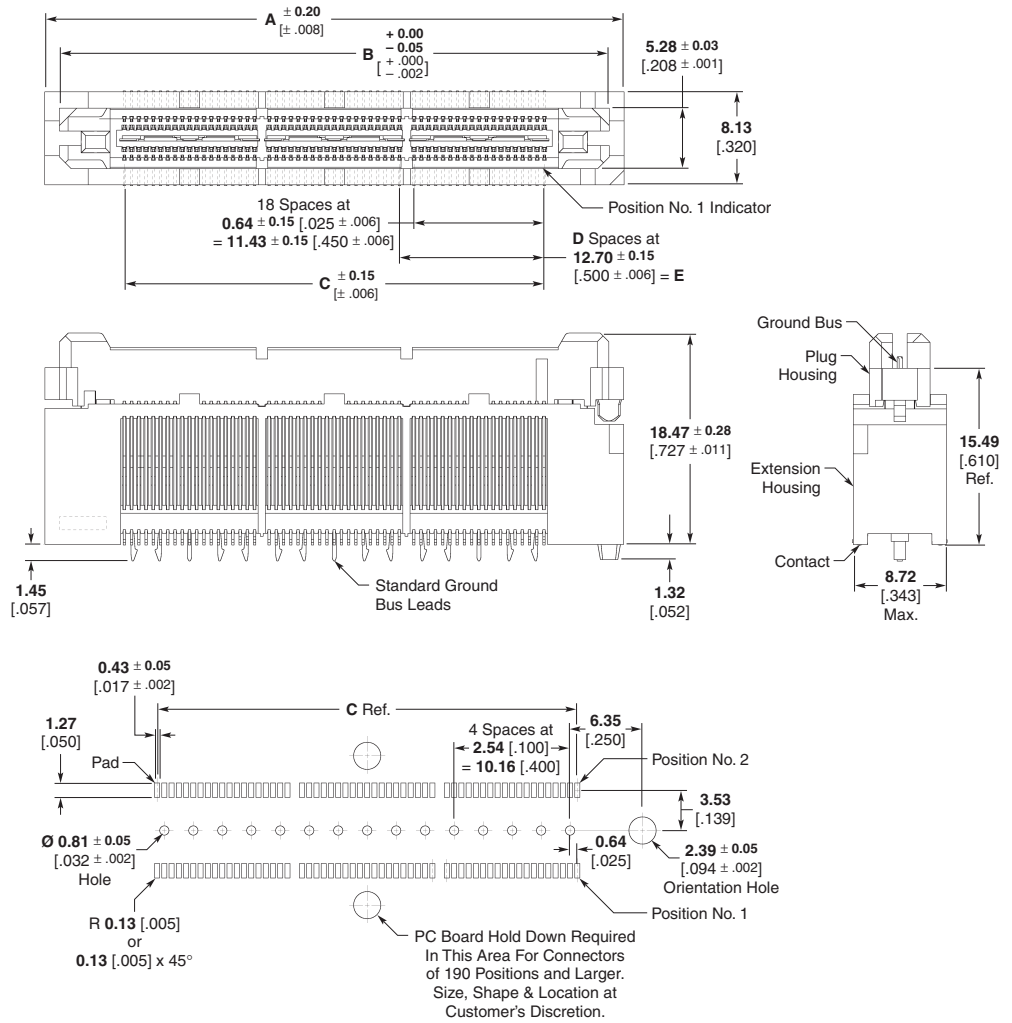
Material and Finish — page 16

Performance Characteristics — page 16

Mating Receptacles — pages 36-41

Technical Documents — page 81

* 18.75 [.738] stack height when mated to vertical receptacle;
27.80 [1.093] stack height when mated to vertical receptacle (extended height).



Recommended PC Board Layout
(Connector Side of Board Shown)

| No. of Pos. | Dimensions | | | | | Plating | Part Numbers |
|-------------|-----------------|----------------|----------------|---|----------------|-----------------|------------------------|
| | A | B | C | D | E | | |
| 38 | 25.40 1.000 | 22.81 .898 | 11.43 .450 | 0 | 0.00 .000 | SnPb Pb-free | 767042-1◆ 5767042-1 |
| 76 | 38.10 1.500 | 35.51 1.398 | 24.13 .950 | 1 | 12.70 .500 | SnPb Pb-free | 767042-2◆ 5767042-2 |
| 114 | 50.80 2.000 | 48.21 1.898 | 36.83 1.450 | 2 | 25.40 1.000 | SnPb Pb-free | 767042-3◆ 5767042-3 |
| 152 | 63.50 2.500 | 60.91 2.398 | 49.53 1.950 | 3 | 38.10 1.500 | SnPb Pb-free | 767042-4◆ 5767042-4 |
| 190 | 76.20 3.000 | 73.61 2.898 | 62.23 2.450 | 4 | 50.80 2.000 | SnPb Pb-free | 767042-5◆ 5767042-5 |
| 228 | 88.90 3.500 | 86.31 3.398 | 74.93 2.950 | 5 | 63.50 2.500 | SnPb Pb-free | 767042-6◆ 5767042-6 |
| 266 | 101.60 4.000 | 99.00 3.898 | 87.63 3.450 | 6 | 76.20 3.000 | SnPb Pb-free | 767042-7◆ 5767042-7 |

Note: Part Numbers are RoHS compliant except: ◆ Indicates non-RoHS compliant;
● Indicates "5 of 6 compliant" (lead in solderable interface only).

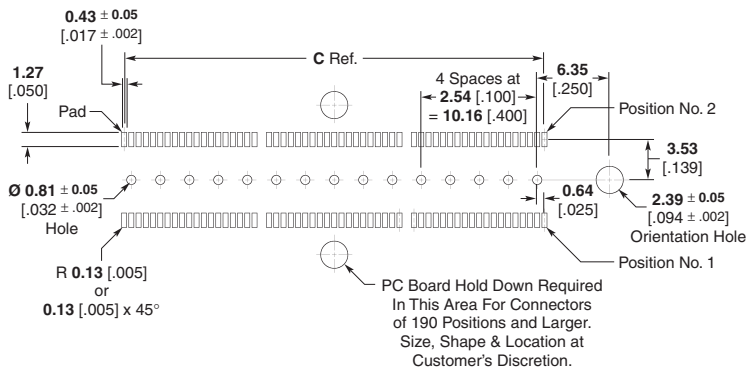
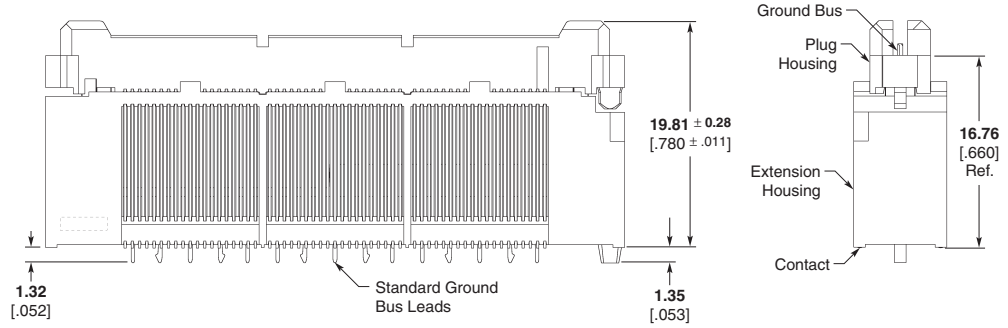
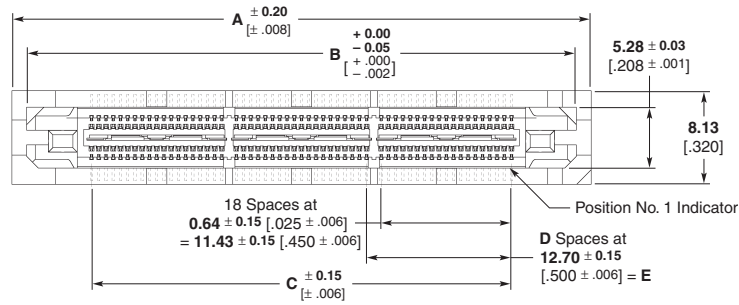
MICTOR Vertical Plugs (Continued)

**20.00 [.785]
Stacking Height***

Related Product Data

- Material and Finish** — page 16
- Performance Characteristics** — page 16
- Mating Receptacles** — pages 36-41
- Technical Documents** — page 81

* 20.02 [.788] stack height when mated to vertical receptacle;
29.00 [1.143] stack height when mated to vertical receptacle (extended height).



**Recommended PC Board Layout
(Connector Side of Board Shown)**

- Notes:** 1. For dual application, the orientation hole must be 1.98±0.03 [.078±.001]. See Application Specification 114-11004 for details.
2. Connectors with extended ground bus leads can be made available, consult Tyco Electronics.

MICTOR Vertical Plugs (Continued)

20.00 [.785]
Stacking Height (Continued)

| No. of Pos. | Dimensions | | | | | Plating | Part Numbers |
|-------------|---------------|--------------|--------------|---|--------------|---------|--------------|
| | A | B | C | D | E | | |
| 38 | 25.40 | 22.81 | 11.43 | 0 | 0.00 | SnPb | 767032-1● |
| | 1.000 | .898 | .450 | | .000 | Pb-free | 5767032-1 |
| 76 | 38.10 | 35.51 | 24.13 | 1 | 12.70 | SnPb | 767032-2● |
| | 1.500 | 1.398 | .950 | | .500 | Pb-free | 5767032-2 |
| 114 | 50.80 | 48.21 | 36.83 | 2 | 25.40 | SnPb | 767032-3● |
| | 2.000 | 1.898 | 1.450 | | 1.000 | Pb-free | 5767032-3 |
| 152 | 63.50 | 60.91 | 49.53 | 3 | 38.10 | SnPb | 767032-4● |
| | 2.500 | 2.398 | 1.950 | | 1.500 | Pb-free | 5767032-4 |
| 190 | 76.20 | 73.61 | 62.23 | 4 | 50.80 | SnPb | 767032-5● |
| | 3.000 | 2.898 | 2.450 | | 2.000 | Pb-free | 5767032-5 |
| 228 | 88.90 | 86.31 | 74.93 | 5 | 63.50 | SnPb | 767032-6● |
| | 3.500 | 3.398 | 2.950 | | 2.500 | Pb-free | 5767032-6 |
| 266 | 101.60 | 99.00 | 87.63 | 6 | 76.20 | SnPb | 767032-7● |
| | 4.000 | 3.898 | 3.450 | | 3.000 | Pb-free | 5767032-7 |

Note: Part Numbers are RoHS compliant except: ♦ Indicates non-RoHS compliant;
● Indicates "5 of 6 compliant" (lead in solderable interface only).

MICTOR Vertical Plugs (Continued)

**22.86 [.900]
Stacking Height***

Related Product Data

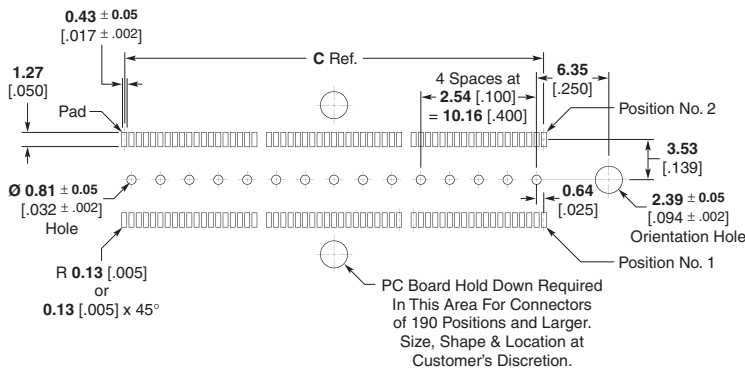
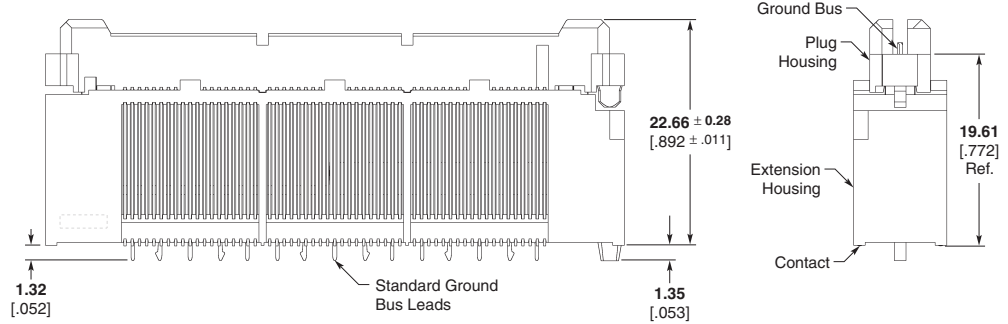
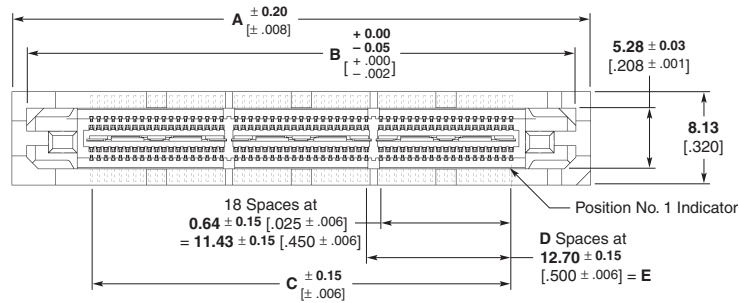
Material and Finish — page 16

Performance Characteristics —
page 16

Mating Receptacles — pages 36-41

Technical Documents — page 81

* 22.86 [.900] stack height when mated to vertical receptacle;
31.90 [1.255] stack height when mated to vertical receptacle (extended height).



**Recommended PC Board Layout
(Connector Side of Board Shown)**

Notes: 1. For dual application, the orientation hole must be 1.98 ± 0.03 [$.078 \pm .001$].

See Application Specification 114-11004 for details.

2. Connectors with extended ground bus leads can be made available, consult Tyco Electronics.

MICTOR Vertical Plugs (Continued)

22.86 [.900]
Stacking Height (Continued)

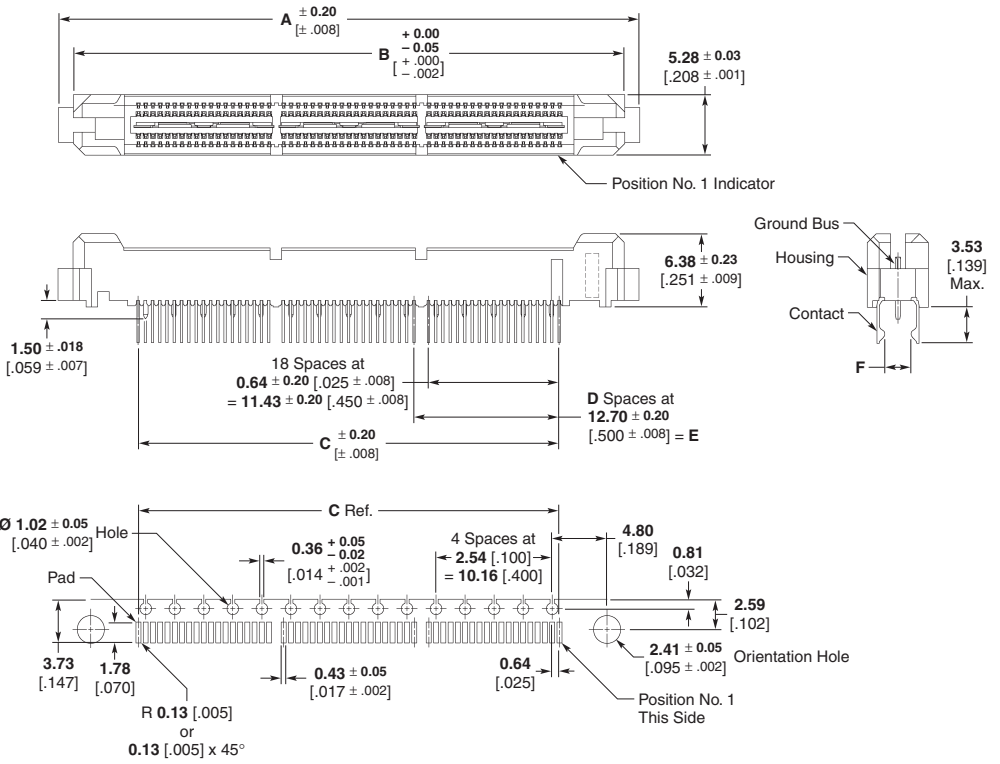
| No. of Pos. | Dimensions | | | | | Plating | Part Numbers |
|-------------|---------------|--------------|--------------|---|--------------|---------|--------------|
| | A | B | C | D | E | | |
| 38 | 25.40 | 22.81 | 11.43 | 0 | 0.00 | SnPb | 767017-1● |
| | 1.000 | .898 | .450 | | .000 | Pb-free | 5767017-1 |
| 76 | 38.10 | 35.51 | 24.13 | 1 | 12.70 | SnPb | 767017-2● |
| | 1.500 | 1.398 | .950 | | .500 | Pb-free | 5767017-2 |
| 114 | 50.80 | 48.21 | 36.83 | 2 | 25.40 | SnPb | 767017-3● |
| | 2.000 | 1.898 | 1.450 | | 1.000 | Pb-free | 5767017-3 |
| 152 | 63.50 | 60.91 | 49.53 | 3 | 38.10 | SnPb | 767017-4● |
| | 2.500 | 2.398 | 1.950 | | 1.500 | Pb-free | 5767017-4 |
| 190 | 76.20 | 73.61 | 62.23 | 4 | 50.80 | SnPb | 767017-5● |
| | 3.000 | 2.898 | 2.450 | | 2.000 | Pb-free | 5767017-5 |
| 228 | 88.90 | 86.31 | 74.93 | 5 | 63.50 | SnPb | 767017-6● |
| | 3.500 | 3.398 | 2.950 | | 2.500 | Pb-free | 5767017-6 |
| 266 | 101.60 | 99.00 | 87.63 | 6 | 76.20 | SnPb | 767017-7● |
| | 4.000 | 3.898 | 3.450 | | 3.000 | Pb-free | 5767017-7 |

Note: Part Numbers are RoHS compliant except: ♦ Indicates non-RoHS compliant;
● Indicates "5 of 6 compliant" (lead in solderable interface only).

MICTOR Right-Angle Plugs

Related Product Data

- Material and Finish** — page 16
- Performance Characteristics** — page 16
- Mating Receptacles** — pages 36-41
- Technical Documents** — page 81



**Recommended PC Board Layout
(Mirror Image on Opposite Side)**

MICTOR
Interconnection System

MICTOR Right-Angle Plugs (Continued)

| No. of Pos. | Dimensions | | | | | | Platings | | Part Numbers Tube |
|-------------|-----------------|----------------|----------------|---|----------------|--------------|-------------|---------|----------------------|
| | A | B | C | D | E | F | Solder Tail | Contact | |
| 38 | 25.40 1.000 | 22.81 .898 | 11.43 .450 | 0 | 0.00 .000 | 1.52 .060 | SnPb | Gold | 767006-1● |
| | | | | | | | Pb-free | | 5767006-1 |
| | | | | | | | SnPb | PdNi | 767055-1● |
| | | | | | | | Pb-free | | 5767055-1 |
| 76 | 38.10 1.500 | 35.51 1.398 | 24.13 .950 | 1 | 12.70 .500 | 2.31 .091 | SnPb | PdNi | 767039-1● |
| | | | | | | | Pb-free | | 5767039-1 |
| | | | | | | | SnPb | Gold | 767006-2● |
| | | | | | | | Pb-free | | 5767006-2 |
| 114 | 50.80 2.000 | 48.21 1.898 | 36.83 1.450 | 2 | 25.40 1.000 | 1.52 .060 | SnPb | PdNi | 767055-3● |
| | | | | | | | Pb-free | | 5767055-3 |
| | | | | | | | SnPb | PdNi | 767039-3● |
| | | | | | | | Pb-free | | 5767039-3 |
| 152 | 63.50 2.500 | 60.91 2.398 | 49.53 1.950 | 3 | 38.10 1.500 | 1.52 .060 | SnPb | Gold | 767006-4● |
| | | | | | | | Pb-free | | 5767006-4 |
| | | | | | | | SnPb | PdNi | 767055-4● |
| | | | | | | | Pb-free | | 5767055-4 |
| 190 | 76.20 3.000 | 73.61 2.898 | 62.23 2.450 | 4 | 50.80 2.000 | 1.52 .060 | SnPb | PdNi | 767055-5● |
| | | | | | | | Pb-free | | 5767055-5 |
| | | | | | | | SnPb | PdNi | 767039-5● |
| | | | | | | | Pb-free | | 5767039-5 |
| 228 | 88.90 3.500 | 86.31 3.398 | 74.93 2.950 | 5 | 63.50 2.500 | 1.52 .060 | SnPb | Gold | 767006-6● |
| | | | | | | | Pb-free | | 5767006-6 |
| | | | | | | | SnPb | PdNi | 767055-6● |
| | | | | | | | Pb-free | | 5767055-6 |
| 266 | 101.60 4.000 | 99.00 3.898 | 87.63 3.450 | 6 | 76.20 3.000 | 1.52 .060 | SnPb | Gold | 767006-7● |
| | | | | | | | Pb-free | | 5767006-7 |
| | | | | | | | SnPb | PdNi | 767055-7● |
| | | | | | | | Pb-free | | 5767055-7 |
| | | | | | | 2.31 .091 | SnPb | PdNi | 767039-7● |
| | | | | | | | Pb-free | | 5767039-7 |

S = Printed circuit board thickness connector is intended to be used on.

Note: Part Numbers are RoHS compliant except: ♦ Indicates non-RoHS compliant;
● Indicates "5 of 6 compliant" (lead in solderable interface only).

MICTOR Vertical Receptacles

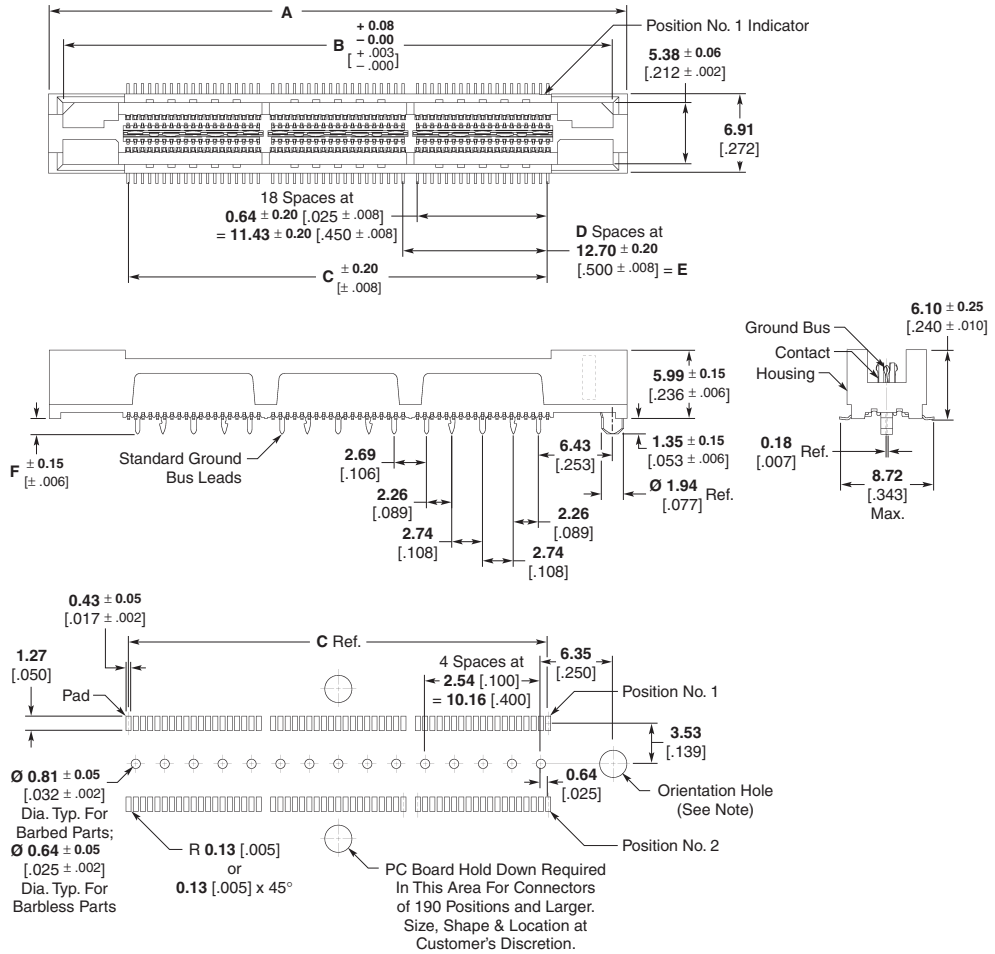
Related Product Data

Material and Finish — page 16

Performance Characteristics —
page 16

Mating Plugs — pages 19-35

Technical Documents — page 81



**Recommended PC Board Layout
(Connector Side of Board Shown)**

Note: For standard applications, orientation hole to be Ø 2.39±0.05 [0.094±.002]; For slip-fit applications, orientation hole to be Ø 2.00±0.03 [0.079±.001].

MICTOR Vertical Receptacles (Continued)

| No. of Pos. | Dimensions | | | | | | Platings | | Part Numbers | | | | | | | | |
|-------------|-----------------|----------------|----------------|---|----------------|---|-------------|---------|------------------|-----------------|-----------|--------------------|-----------------|-------------|-----------|-----------|-------------|
| | A | B | C | D | E | F | Solder Tail | Contact | Barbed G/B Leads | | | Barbless G/B Leads | | | | | |
| | | | | | | | | | Tube | T&R Vacuum Caps | | Tube | T&R Vacuum Caps | | | | |
| | | | | | | | | | | With | Without | | With | Without | | | |
| 38 | 25.40 1.000 | 22.86 .900 | 11.43 .450 | 0 | — | — | SnPb | Gold | 2-767004-2◆ | 767096-8◆ | 767096-1◆ | 767110-1◆ | 767114-1◆ | 767114-8◆ | | | |
| | | | | | | | | | PdNi | 767181-1◆ | — | — | — | — | | | |
| | | | | | | | | | 2.74 .108 | SnPb | PdNi | 767054-1◆ | 767171-1◆ | — | 767081-1◆ | 767115-1◆ | — |
| | | | | | | | | | 1.40 .055 | Pb-free | Gold | 2-5767004-2 | 5767096-8 | 5767096-1 | 5767110-1 | 5767114-1 | 5767114-8◆ |
| | | | | | | | | | 2.74 .108 | Pb-free | Gold | 5767181-1 | — | — | — | — | — |
| | | | | | | | | | PdNi | 5767054-1 | 5767171-1 | — | 5767081-1 | 5767115-1 | — | | |
| 76 | 38.10 1.500 | 35.56 1.400 | 24.13 .950 | 1 | 12.70 .500 | — | SnPb | Gold | 2-767004-3◆ | 767096-9◆ | 767096-2◆ | 767110-2◆ | 767114-2◆ | 767114-9◆ | | | |
| | | | | | | | | | PdNi | 767181-2◆ | — | — | — | — | | | |
| | | | | | | | | | 2.74 .108 | SnPb | PdNi | 767054-2◆ | — | — | 767081-2◆ | 767115-2◆ | — |
| | | | | | | | | | 1.40 .055 | Pb-free | Gold | 2-5767004-3 | 5767096-9 | 5767096-2 | 5767110-2 | 5767114-2 | 5767114-9 |
| | | | | | | | | | 2.74 .108 | Pb-free | Gold | 5767181-2 | — | — | — | — | — |
| | | | | | | | | | PdNi | 5767054-2 | — | — | 5767081-2 | 5767115-2 | — | | |
| 114 | 50.80 2.000 | 48.26 1.900 | 36.83 1.450 | 2 | 25.40 1.000 | — | SnPb | Gold | 2-767004-4◆ | 1-767096-0◆ | 767096-3◆ | 767110-3◆ | 767114-3◆ | 1-767114-0◆ | | | |
| | | | | | | | | | PdNi | 767181-3◆ | — | — | — | — | | | |
| | | | | | | | | | 2.74 .108 | SnPb | PdNi | 767054-3◆ | — | — | 767081-3◆ | 767115-3◆ | — |
| | | | | | | | | | 1.40 .055 | Pb-free | Gold | 2-5767004-4 | 1-5767096-0 | 5767096-3 | 5767110-3 | 5767114-3 | 1-5767114-0 |
| | | | | | | | | | 2.74 .108 | Pb-free | Gold | 5767181-3 | — | — | — | — | — |
| | | | | | | | | | PdNi | 5767054-3 | — | — | 5767081-3 | 5767115-3 | — | | |
| 152 | 63.50 2.500 | 60.96 2.400 | 49.53 1.950 | 3 | 38.10 1.500 | — | SnPb | Gold | 2-767004-5◆ | 1-767096-1◆ | 767096-4◆ | 767110-4◆ | 767114-4◆ | 1-767114-1◆ | | | |
| | | | | | | | | | PdNi | 767181-4◆ | — | — | — | — | | | |
| | | | | | | | | | 2.74 .108 | SnPb | PdNi | 767054-4◆ | — | — | 767081-4◆ | 767115-4◆ | — |
| | | | | | | | | | 1.40 .055 | Pb-free | Gold | 2-5767004-5 | 1-5767096-1 | 5767096-4 | 5767110-4 | 5767114-4 | 1-5767114-1 |
| | | | | | | | | | 2.74 .108 | Pb-free | Gold | 5767181-4 | — | — | — | — | — |
| | | | | | | | | | PdNi | 5767054-4 | — | — | 5767081-4 | 5767115-4 | — | | |
| 190 | 76.20 3.000 | 73.66 2.900 | 62.23 2.450 | 4 | 50.80 2.000 | — | SnPb | Gold | 2-767004-6◆ | 1-767096-2◆ | 767096-5◆ | 767110-5◆ | 767114-5◆ | 1-767114-2◆ | | | |
| | | | | | | | | | PdNi | 767181-5◆ | — | — | — | — | | | |
| | | | | | | | | | 2.74 .108 | SnPb | PdNi | 767054-5◆ | — | — | 767081-5◆ | 767115-5◆ | — |
| | | | | | | | | | 1.40 .055 | Pb-free | Gold | 2-5767004-6 | 1-5767096-2 | 5767096-5 | 5767110-5 | 5767114-5 | 1-5767114-2 |
| | | | | | | | | | 2.74 .108 | Pb-free | Gold | 5767181-5 | — | — | — | — | — |
| | | | | | | | | | PdNi | 5767054-5 | — | — | 5767081-5 | 5767115-5 | — | | |
| 228 | 88.90 3.500 | 86.36 3.400 | 74.93 2.950 | 5 | 63.50 2.500 | — | SnPb | Gold | 2-767004-7◆ | 1-767096-3◆ | — | 767110-6◆ | — | — | | | |
| | | | | | | | | | PdNi | 767181-6◆ | — | — | — | — | | | |
| | | | | | | | | | 2.74 .108 | SnPb | PdNi | 767054-6◆ | — | — | 767081-6◆ | — | — |
| | | | | | | | | | 1.40 .055 | Pb-free | Gold | 2-5767004-7 | — | — | 5767110-6 | — | — |
| | | | | | | | | | 2.74 .108 | Pb-free | Gold | 5767181-6 | — | — | — | — | — |
| | | | | | | | | | PdNi | 5767054-6 | — | — | 5767081-6 | — | — | | |
| 266 | 101.60 4.000 | 99.06 3.900 | 87.63 3.450 | 6 | 76.20 3.000 | — | SnPb | Gold | 2-767004-8◆ | — | — | 767110-7◆ | — | — | | | |
| | | | | | | | | | PdNi | 767181-7◆ | — | — | — | — | | | |
| | | | | | | | | | 2.74 .108 | SnPb | PdNi | 767054-7◆ | — | — | 767081-7◆ | — | — |
| | | | | | | | | | 1.40 .055 | Pb-free | Gold | 2-5767004-8 | — | — | 5767110-7 | — | — |
| | | | | | | | | | 2.74 .108 | Pb-free | Gold | 5767181-7 | — | — | — | — | — |
| | | | | | | | | | PdNi | 5767054-7 | — | — | 5767081-7 | — | — | | |

Note: Contact Product Engineering regarding options not present in this table.

Note: Part Numbers are RoHS compliant except: ◆ Indicates non-RoHS compliant;
● Indicates "5 of 6 compliant" (lead in solderable interface only).

MICTOR Vertical Receptacles (Extended Height)

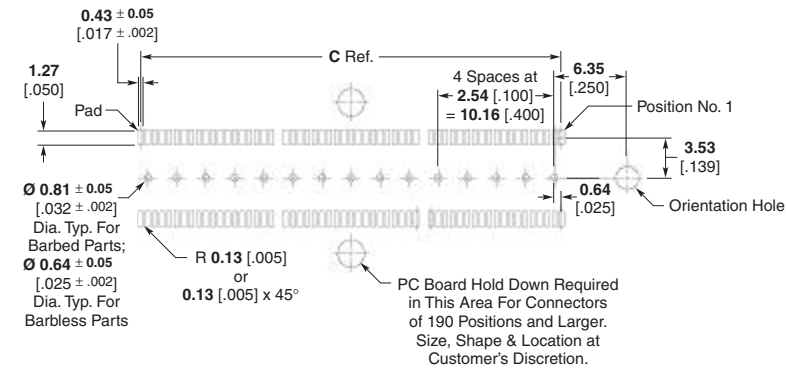
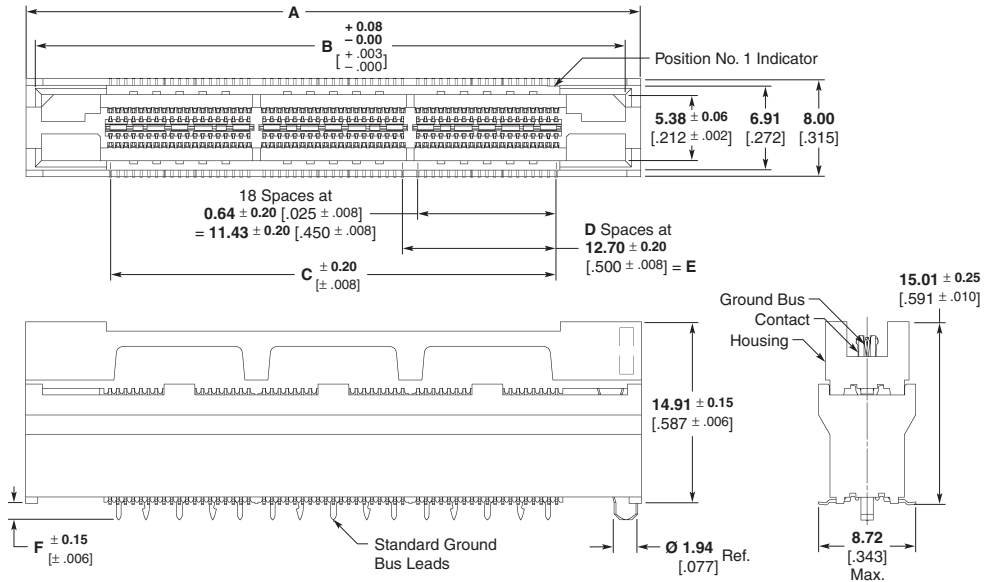
Related Product Data

Material and Finish — page 16

Performance Characteristics —
page 16

Mating Plugs — pages 19-35

Technical Documents — page 81



**Recommended PC Board Layout
(Connector Side of Board Shown)**

MICTOR Vertical Receptacles (Extended Height) (Continued)

| No. of Pos. | Dimensions | | | | | | Platings | | Part Numbers | | | | | |
|-------------|-----------------|----------------|----------------|---|----------------|-------------|-------------|---------|------------------|-----------------|-------------|--------------------|-----------------|-------------|
| | A | B | C | D | E | F | Solder Tail | Contact | Barbed G/B Leads | | | Barbless G/B Leads | | |
| | | | | | | | | | Tube | T&R Vacuum Caps | | Tube | T&R Vacuum Caps | |
| | | | | | | | | | | With | Without | | With | Without |
| 38 | 25.40 1.000 | 22.86 .900 | 11.43 .450 | 0 | — | 1.37 [.054] | SnPb | Gold | 767130-1◆ | 767146-1◆ | 767146-8◆ | — | — | — |
| | | | | | | | | PdNi | 767094-1◆ | 767178-1◆ | 767178-8◆ | — | — | — |
| | | | | | | | | PdNi | 767154-1◆ | — | 767153-8◆ | 767095-1◆ | — | — |
| | | | | | | | | Gold | 5767130-1 | 5767146-1 | 5767146-8 | — | — | — |
| | | | | | | | | Pb-free | 5767094-1 | 5767178-1 | 1761316-8 | — | — | — |
| | | | | | | | | PdNi | 5767154-1 | — | 5767153-8 | 5767095-1 | — | — |
| 76 | 38.10 1.500 | 35.56 1.400 | 24.13 .950 | 1 | 12.70 .500 | 1.37 [.054] | SnPb | Gold | 767130-2◆ | 767146-2◆ | 767146-9◆ | — | — | — |
| | | | | | | | | PdNi | 767094-2◆ | 767178-2◆ | — | — | — | — |
| | | | | | | | | PdNi | 767154-2◆ | — | 767153-9◆ | 767095-2◆ | — | — |
| | | | | | | | | Gold | 5767130-2 | 5767146-2 | 5767146-9 | — | — | — |
| | | | | | | | | Pb-free | 5767094-2 | 5767178-2 | — | — | — | — |
| | | | | | | | | PdNi | 5767154-2 | — | 5767153-9 | 5767095-2 | — | — |
| 114 | 50.80 2.000 | 48.26 1.900 | 36.83 1.450 | 2 | 25.40 1.000 | 1.37 [.054] | SnPb | Gold | 767130-3◆ | 767146-3◆ | 1-767146-0◆ | — | — | — |
| | | | | | | | | PdNi | 767094-3◆ | — | — | — | — | — |
| | | | | | | | | PdNi | 767154-3◆ | — | 1-767153-0◆ | 767095-3◆ | 767145-3◆ | 1-767145-0◆ |
| | | | | | | | | Gold | 5767130-3 | 5767146-3 | 1-5767146-0 | — | — | — |
| | | | | | | | | Pb-free | 5767094-3 | — | — | — | — | — |
| | | | | | | | | PdNi | 5767154-3 | — | 1-5767153-0 | 5767095-3 | 5767145-3 | 1-5767145-0 |
| 152 | 63.50 2.500 | 60.96 2.400 | 49.53 1.950 | 3 | 38.10 1.500 | 1.37 [.054] | SnPb | Gold | 767130-4◆ | 767146-4◆ | 1-767146-1◆ | — | — | — |
| | | | | | | | | PdNi | 767094-4◆ | — | — | — | — | — |
| | | | | | | | | PdNi | 767154-4◆ | — | 1-767153-1◆ | 767095-4◆ | — | 1-767145-1◆ |
| | | | | | | | | Gold | 5767130-4 | 5767146-4 | 1-5767146-1 | — | — | — |
| | | | | | | | | Pb-free | 5767094-4 | — | — | — | — | — |
| | | | | | | | | PdNi | 5767154-4 | — | 1-5767153-1 | 5767095-4 | — | 1-5767145-1 |
| 190 | 76.20 3.000 | 73.66 2.900 | 62.23 2.450 | 4 | 50.80 2.000 | 1.37 [.054] | SnPb | Gold | 767130-5◆ | — | — | — | — | — |
| | | | | | | | | PdNi | 767094-5◆ | 767178-5◆ | 1-767178-2◆ | — | — | — |
| | | | | | | | | PdNi | 767154-5◆ | — | 1-767153-2◆ | 767095-5◆ | — | — |
| | | | | | | | | Gold | 5767130-5 | — | — | — | — | — |
| | | | | | | | | Pb-free | 5767094-5 | 5767178-5 | 1-1761316-2 | — | — | — |
| | | | | | | | | PdNi | 5767154-5 | — | 1-5767153-2 | 5767095-5 | — | — |
| 228 | 88.90 3.500 | 86.36 3.400 | 74.93 2.950 | 5 | 63.50 2.500 | 1.37 [.054] | SnPb | Gold | 767130-6◆ | — | — | — | — | — |
| | | | | | | | | PdNi | 767094-6◆ | — | — | — | — | — |
| | | | | | | | | PdNi | 767154-6◆ | — | 1-767153-3◆ | 767095-6◆ | — | — |
| | | | | | | | | Gold | 5767130-6 | — | — | — | — | — |
| | | | | | | | | Pb-free | 5767094-6 | — | — | — | — | — |
| | | | | | | | | PdNi | 5767154-6 | — | 1-5767153-3 | 5767095-6 | — | — |
| 266 | 101.60 4.000 | 99.06 3.900 | 87.63 3.450 | 6 | 76.20 3.000 | 1.37 [.054] | SnPb | Gold | 767130-7◆ | — | — | — | — | — |
| | | | | | | | | PdNi | 767094-7◆ | — | — | — | — | — |
| | | | | | | | | PdNi | 767154-7◆ | — | 1-767153-4◆ | 767095-7◆ | — | — |
| | | | | | | | | Gold | 5767130-7 | — | — | — | — | — |
| | | | | | | | | Pb-free | 5767094-7 | — | — | — | — | — |
| | | | | | | | | PdNi | 5767154-7 | — | 1-5767153-4 | 5767095-7 | — | — |

Note: Contact Product Engineering regarding options not present in this table.

MICTOR Right-Angle Receptacles

Related Product Data

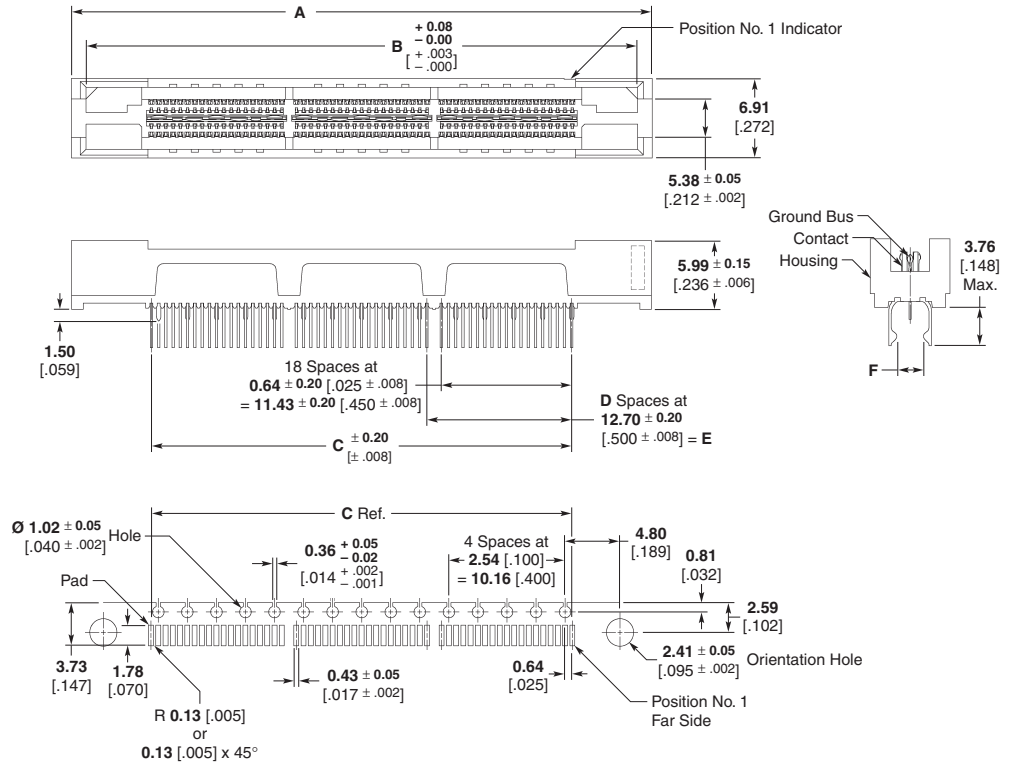
Material and Finish — page 16

Performance Characteristics —
page 16

Mating Plugs — pages 19-35

Application Tooling — page 77

Technical Documents — page 81



Recommended PC Board Layout
(Mirror image on opposite side)
PC Board Thickness: 1.57 [.062]



Компания «ЭлектроПласт» предлагает заключение долгосрочных отношений при поставках импортных электронных компонентов на взаимовыгодных условиях!

Наши преимущества:

- Оперативные поставки широкого спектра электронных компонентов отечественного и импортного производства напрямую от производителей и с крупнейших мировых складов;
- Поставка более 17-ти миллионов наименований электронных компонентов;
- Поставка сложных, дефицитных, либо снятых с производства позиций;
- Оперативные сроки поставки под заказ (от 5 рабочих дней);
- Экспресс доставка в любую точку России;
- Техническая поддержка проекта, помощь в подборе аналогов, поставка прототипов;
- Система менеджмента качества сертифицирована по Международному стандарту ISO 9001;
- Лицензия ФСБ на осуществление работ с использованием сведений, составляющих государственную тайну;
- Поставка специализированных компонентов (Xilinx, Altera, Analog Devices, Intersil, Interpoint, Microsemi, Aeroflex, Peregrine, Syfer, Eurofarad, Texas Instrument, Miteq, Cobham, E2V, MA-COM, Hittite, Mini-Circuits, General Dynamics и др.);

Помимо этого, одним из направлений компании «ЭлектроПласт» является направление «Источники питания». Мы предлагаем Вам помощь Конструкторского отдела:

- Подбор оптимального решения, техническое обоснование при выборе компонента;
- Подбор аналогов;
- Консультации по применению компонента;
- Поставка образцов и прототипов;
- Техническая поддержка проекта;
- Защита от снятия компонента с производства.



Как с нами связаться

Телефон: 8 (812) 309 58 32 (многоканальный)

Факс: 8 (812) 320-02-42

Электронная почта: org@eplast1.ru

Адрес: 198099, г. Санкт-Петербург, ул. Калинина, дом 2, корпус 4, литера А.