


5 V, 160 mA non-isolated buck converter using VIPer™ Plus - VIPER06XS

Data brief

**Features**

- Universal input mains range:
 - input voltage: 90 - 264 V_{AC}
 - frequency: 45 - 65 Hz
- Single-output voltage:
 - 5 V @ 0.16 A continuous operation
- Fully protected against faults (overload, feedback disconnection and overheating)
- EMI: according to EN55022-Class-B
- RoHS compliant

Description

The STEVAL-ISA114V1 evaluation board describes a 5 V- 0.15 A power supply set in buck topology with the VIPer06XS, a new off-line high voltage converter by STMicroelectronics, specifically developed for non-isolated SMPS.

The features of the device include an 800 V avalanche rugged power section, PWM operation at 30 kHz with frequency jittering for lower EMI, limiting current with adjustable set point, on-board soft-start, safe auto-restart after a fault condition and low standby power consumption.

The available protection includes a thermal shutdown with hysteresis, delayed overload protection and open loop failure protection. All protection is auto-restart mode.

1 Adapter features

The electrical specifications are given in [Table 1: "Electrical specifications"](#), the schematic in [Figure 1: "Circuit schematic"](#), and the bill of material in [Table 2: "Bill of material"](#).

Table 1: Electrical specifications

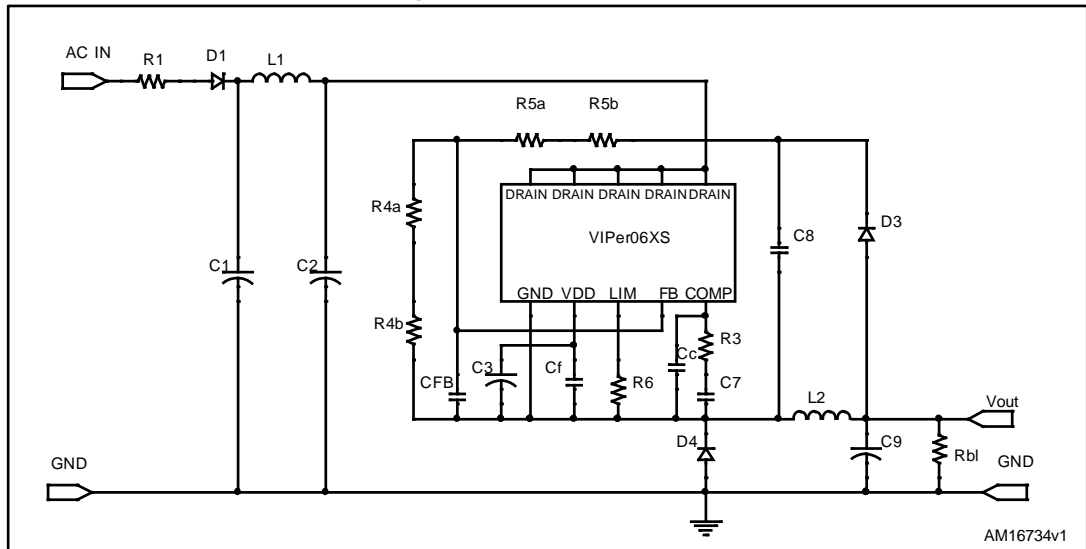
Parameter	Symbol	Value
Input voltage range	V_{IN}	[80 V _{AC} ; 265 V _{AC}]
Output voltage	V_{OUT}	5 V
Max. output current	I_{OUT}	0.16 A
Precision of output regulation	ΔV_{OUT_LF}	± 5%
High frequency output voltage ripple	ΔV_{OUT_HF}	50 mV
Max. ambient operating temperature	T_{AMB}	60 °C

Table 2: Bill of material

Name	Value	Description	Footprint	Manufacturer
C1	2.2 μ F, 400 V	Electrolytic capacitor		Saxon
C2	2.2 μ F, 400 V	Electrolytic capacitor		Saxon
C3	2.2 μ F, 25 V	Ceramic capacitor	SMD: 0805	Murata
CFB	Not mounted	Ceramic capacitor	SMD: 0805	
Cf	100 nF, 50 V	Ceramic capacitor	SMD: 0805	Murata
Cc	Not mounted	Ceramic capacitor	SMD: 0805	
C7	22 nF, 25 V	Ceramic capacitor	SMD: 0805	Murata
C8	100 nF, 50 V	Ceramic capacitor	SMD: 0805	Murata
C9	100 μ F, 25 V	Electrolytic capacitor		Rubycon, ZL series
D1	1N4007	High voltage rectifier	DO-41	Fairchild
D3	STTH1L06	High voltage ultra fast rectifier	SMB (SOD87)	ST
D4	STTH1L06	High voltage ultra fast rectifier	SMB (SOD87)	ST
Daux	Not mounted	Small signal diode		
IC	VIPER06XS	High voltage converter	SSO-10	ST
L1	1 mH	Input filter inductor	SMD	Epcos
L2	RFB0810-681	0.68 mH power inductor		Coilcraft
R1	22 ohm	1 W resistor		Panasonic
R3	1 kohm, 1%	1/4 W resistor	SMD: 0805	Panasonic
R4a	1.5 kohm, 1%	1/4 W resistor	SMD: 0805	Panasonic
R4b	22 kohm	1/4 W resistor	SMD: 0805	
R5a	15 kohm	1/4 W resistor	SMD: 0805	
R5b	0 ohm, 1%	1/4 W resistor	SMD: 0805	Panasonic

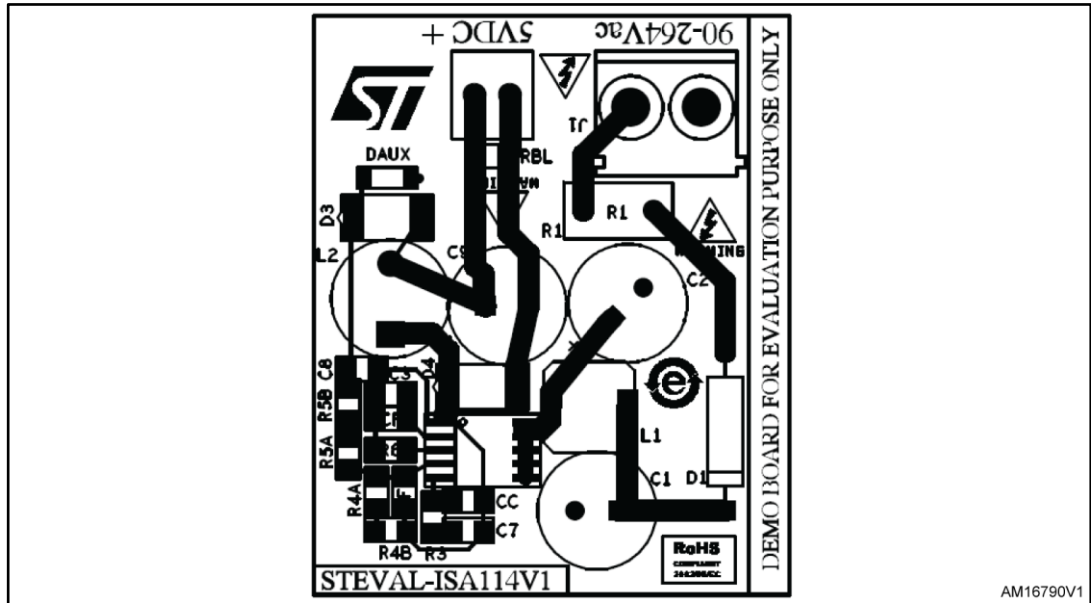
Name	Value	Description	Footprint	Manufacturer
R6	Not mounted	1/4 W resistor	SMD: 0805	
Rbl	10 kohm, 1%	1/4 W resistor	SMD: 0805	Panasonic

Figure 1: Circuit schematic



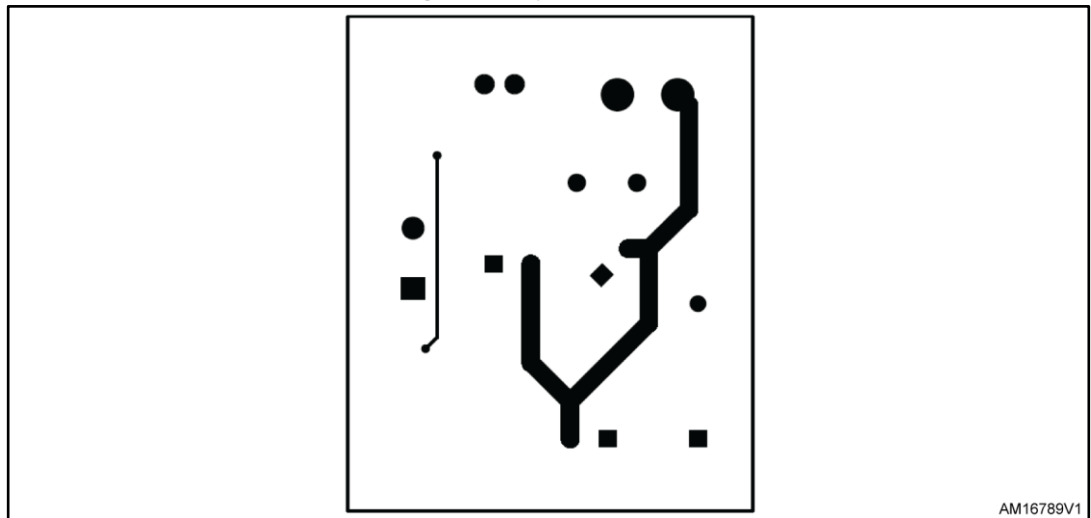
2 Layout

Figure 2: Layout (top)



AM16790V1

Figure 3: Layout (bottom)



AM16789V1

Figure 4: Thermal measurement @ $V_{IN} = 80 V_{AC}$, full load (170 mA), 3.3 kohm bleeder




Figure 5: Thermal measurement @ $V_{IN} = 115 V_{AC}$, full load (170 mA), 3.3 kohm bleeder

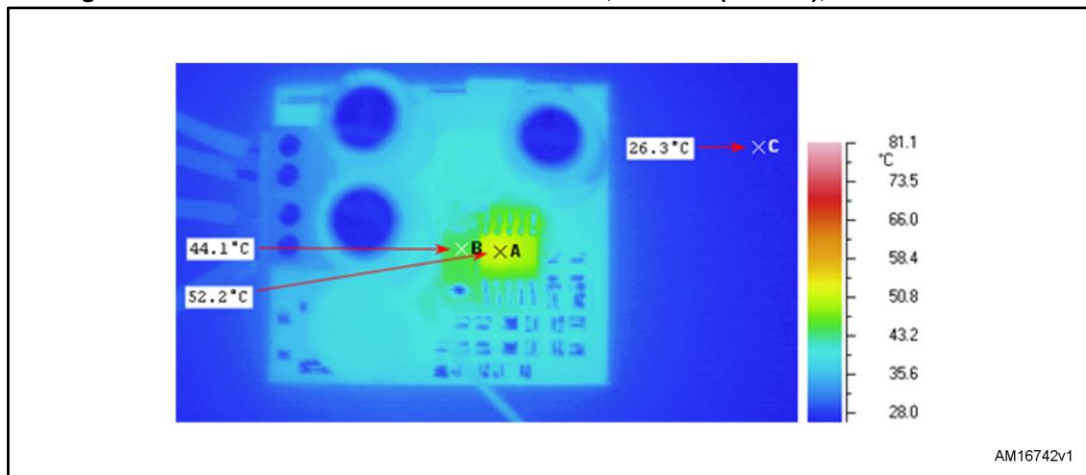


Figure 6: Thermal measurement @ $V_{IN} = 230V_{AC}$, full load (170 mA), 3.3 kohm bleeder

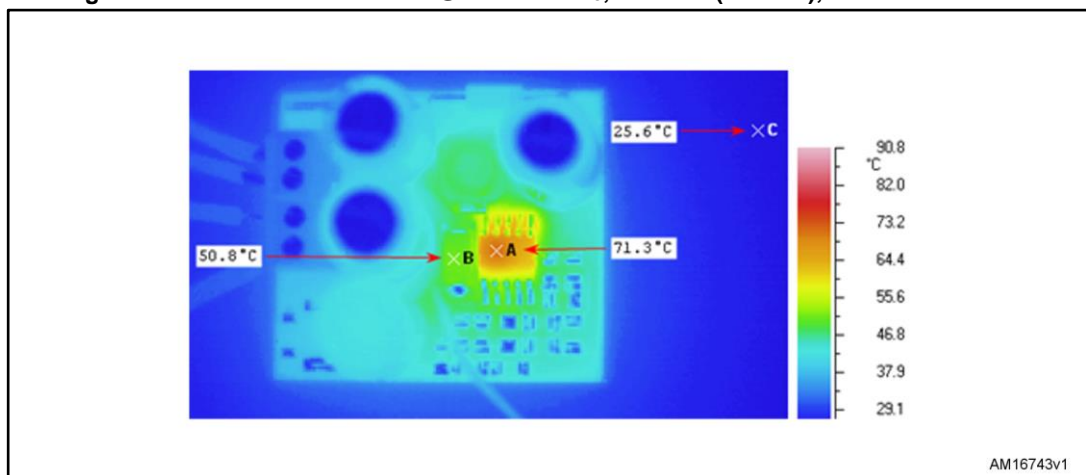
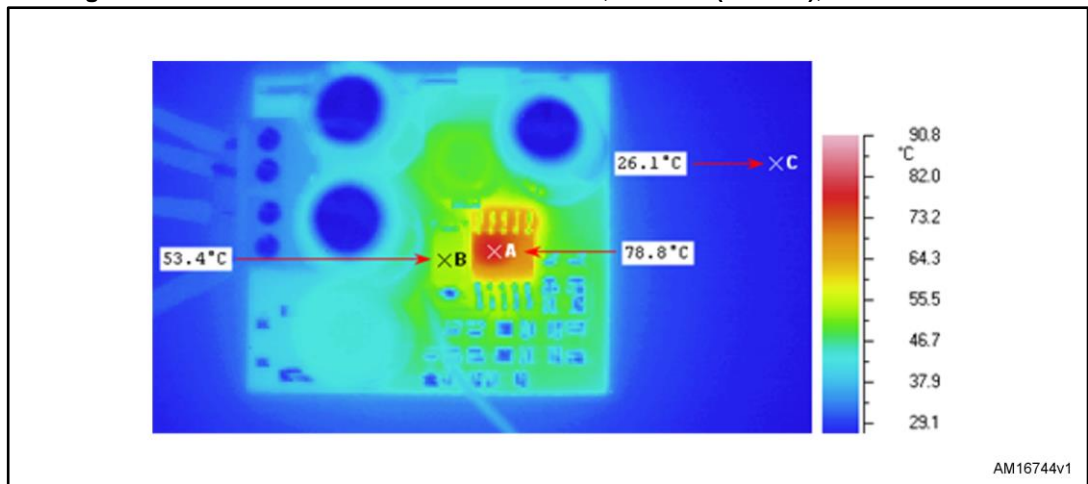


Figure 7: Thermal measurement @ $V_{IN} = 265V_{AC}$, full load (170 mA), 3.3 kohm bleeder



3 Revision history

Table 3: Document revision history

Date	Version	Changes
24-Jul-2013	1	Initial release.
06-Sep-2016	2	Updated board photo on the cover page.

IMPORTANT NOTICE – PLEASE READ CAREFULLY

STMicroelectronics NV and its subsidiaries ("ST") reserve the right to make changes, corrections, enhancements, modifications, and improvements to ST products and/or to this document at any time without notice. Purchasers should obtain the latest relevant information on ST products before placing orders. ST products are sold pursuant to ST's terms and conditions of sale in place at the time of order acknowledgement.

Purchasers are solely responsible for the choice, selection, and use of ST products and ST assumes no liability for application assistance or the design of Purchasers' products.

No license, express or implied, to any intellectual property right is granted by ST herein.

Resale of ST products with provisions different from the information set forth herein shall void any warranty granted by ST for such product.

ST and the ST logo are trademarks of ST. All other product or service names are the property of their respective owners.

Information in this document supersedes and replaces information previously supplied in any prior versions of this document.

© 2016 STMicroelectronics – All rights reserved



Компания «ЭлектроПласт» предлагает заключение долгосрочных отношений при поставках импортных электронных компонентов на взаимовыгодных условиях!

Наши преимущества:

- Оперативные поставки широкого спектра электронных компонентов отечественного и импортного производства напрямую от производителей и с крупнейших мировых складов;
- Поставка более 17-ти миллионов наименований электронных компонентов;
- Поставка сложных, дефицитных, либо снятых с производства позиций;
- Оперативные сроки поставки под заказ (от 5 рабочих дней);
- Экспресс доставка в любую точку России;
- Техническая поддержка проекта, помощь в подборе аналогов, поставка прототипов;
- Система менеджмента качества сертифицирована по Международному стандарту ISO 9001;
- Лицензия ФСБ на осуществление работ с использованием сведений, составляющих государственную тайну;
- Поставка специализированных компонентов (Xilinx, Altera, Analog Devices, Intersil, Interpoint, Microsemi, Aeroflex, Peregrine, Syfer, Eurofarad, Texas Instrument, Miteq, Cobham, E2V, MA-COM, Hittite, Mini-Circuits, General Dynamics и др.);

Помимо этого, одним из направлений компании «ЭлектроПласт» является направление «Источники питания». Мы предлагаем Вам помощь Конструкторского отдела:

- Подбор оптимального решения, техническое обоснование при выборе компонента;
- Подбор аналогов;
- Консультации по применению компонента;
- Поставка образцов и прототипов;
- Техническая поддержка проекта;
- Защита от снятия компонента с производства.



Как с нами связаться

Телефон: 8 (812) 309 58 32 (многоканальный)

Факс: 8 (812) 320-02-42

Электронная почта: org@eplast1.ru

Адрес: 198099, г. Санкт-Петербург, ул. Калинина, дом 2, корпус 4, литера А.