



FC22

Compression Load Cell

SPECIFICATIONS

- ◆ 10 – 100 lbf Ranges
- ◆ High Level or mV Outputs
- ◆ Interchangeable
- ◆ Compact Easy to Fixture Design
- ◆ CE Compliance

The FC22 is a medium compression force sensor that creates new markets previously unrealizable due to cost and performance constraints. The FC22 offers normalized zero and span for interchangeability and is thermally compensated for changes in zero and span with respect to temperature.

The FC22 incorporates MEAS' proprietary Microfused technology which employs micromachined silicon piezoresistive strain gages fused with high temperature glass to a high performance stainless steel substrate. Microfused technology eliminates age-sensitive organic epoxies used in traditional load cell designs providing excellent long term span and zero stability. The FC22 measures direct force and is therefore not subject to lead-die fatigue failure common with competitive designs which use a pressure capsule embedded within a silicone gel-filled cavity. Operating at very low strains, Microfused technology provides an essentially unlimited cycle life expectancy, superior resolution, and high over-range capabilities.

Cost-optimization of the FC22 brings your OEM product to life whether you need thousands or millions of load cells annually. Although the standard model is ideal for a wide range of applications, our dedicated design team at our Load Cell Engineering Center is ready to provide you with custom designs for your OEM applications.

Please refer to the FS20 for lower force applications or the FC23 for higher force applications.

FEATURES

- ◆ Small Size
- ◆ Low Noise
- ◆ Robust: High Over-Range Capability
- ◆ High Reliability
- ◆ Low Deflection
- ◆ Essentially Unlimited Cycle Life Expectancy
- ◆ Low Off Center Errors
- ◆ Fast Response Time
- ◆ 10 to 100 lbf Ranges
- ◆ Reverse Polarity Protected

APPLICATIONS

- ◆ Medical Infusion Pumps
- ◆ Robotics End-Effectors
- ◆ Variable Force Control
- ◆ Load and Compression Sensing
- ◆ Exercise Machines
- ◆ Pumps
- ◆ Contact Sensing
- ◆ Weighing
- ◆ Household Appliances

STANDARD RANGES

| Range | lbf |
|-----------|-----|
| 0 to 0010 | ♦ |
| 0 to 0025 | ♦ |
| 0 to 0050 | ♦ |
| 0 to 0100 | ♦ |

PERFORMANCE SPECIFICATIONS

Supply Voltage: 5.0V, Ambient Temperature: 25°C (unless otherwise specified)

| PARAMETERS | MIN | TYP | MAX | UNITS | NOTES |
|---|-------|-------|------|-------|-------|
| Span (Unamplified, FC2201) | 24 | 30 | 36 | mV/V | 1 |
| Span (Unamplified, FC2211) | 19 | 20 | 21 | mV/V | 1 |
| Span (Amplified) | 3.8 | 4.00 | 4.2 | V | 1 |
| Zero Force Output (Unamplified, FC2201) | -1 | 0 | 1 | mV/V | 1 |
| Zero Force Output (Unamplified, FC2211) | -0.5 | 0 | 0.5 | mV/V | 1 |
| Zero Force Output (Amplified) | 0.45 | 0.5 | 0.55 | V | 1 |
| Accuracy (non linearity, hysteresis, and repeatability) | | ±1 | | %Span | 2 |
| Output Resistance (Unamplified) | | 2.2 | | kΩ | |
| Input Resistance (Unamplified) | | 3 | | kΩ | |
| Temperature Error – Zero | -1.25 | | 1.25 | %Span | 3 |
| Temperature Error – Span | -1.25 | | 1.25 | %Span | 3 |
| Long Term Stability (1 year) | | ±1 | | %Span | |
| Maximum Overload | 2.5X | | | Rated | |
| Compensated Temperature | 0 | | 50 | °C | |
| Operating Temperature | -40 | | +85 | °C | |
| Storage Temperature | -40 | | +85 | °C | |
| Excitation Voltage (Unamplified) | | | 5 | Vdc | |
| Excitation Voltage (Amplified) | 4.75 | 5 | 5.25 | Vdc | |
| Isolation Resistance (250Vdc) | 50 | | | MΩ | |
| Deflection at Rated Load | | | 0.05 | mm | |
| Humidity | 0 | | 90 | %RH | |
| Weight | | 18.41 | | grams | |

For custom configurations, consult factory

Notes

1. Ratiometric to supply.
2. Best fit straight line.
3. Maximum temperature error over compensated range with respect to 25°C.

CE Compliance

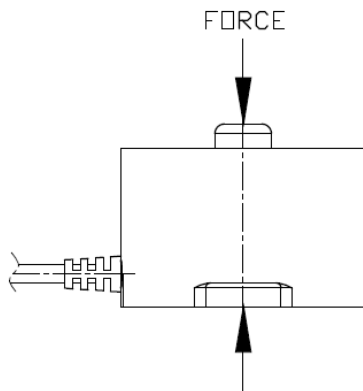
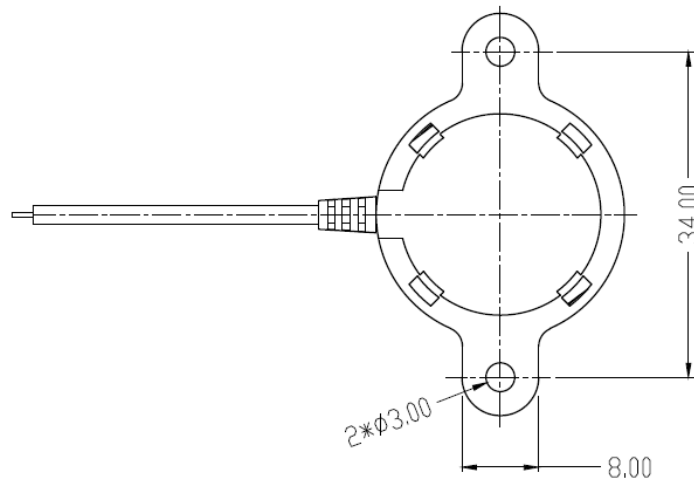
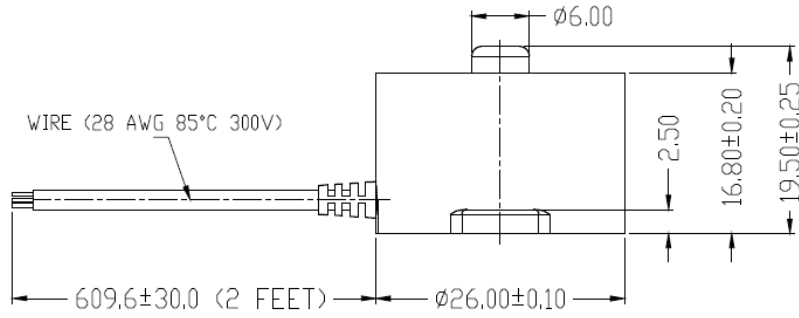
IEC61000-4-2 [4 kV/ 4kV (Air/Contact)]

IEC61000-4-3 (3 V/m)

IEC55022 Class A

DIMENSIONS

FC2201:
 FC2211:
 FC2231:



WIRE NOTE:

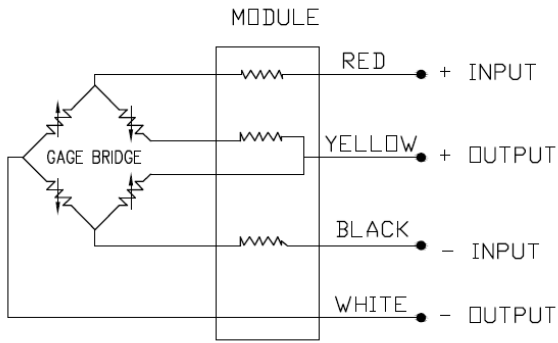
| P/N | WIRE CONNECTIONS |
|------------------|--------------------------------|
| FC2201 FC2211 | 4 CORE WIRE (28 AWG 85°C 300V) |
| | 1: YELLOW: +OUTPUT |
| | 2: WHITE: -OUTPUT |
| | 3: RED: +INPUT |
| FC2231 | 4: BLACK: -INPUT |
| | 3 CORE WIRE (28 AWG 85°C 300V) |
| | 1: YELLOW: +OUTPUT |
| | 2: RED: +INPUT |
| | 3: BLACK: COMMON |

CONNECTIONS

FC2201:

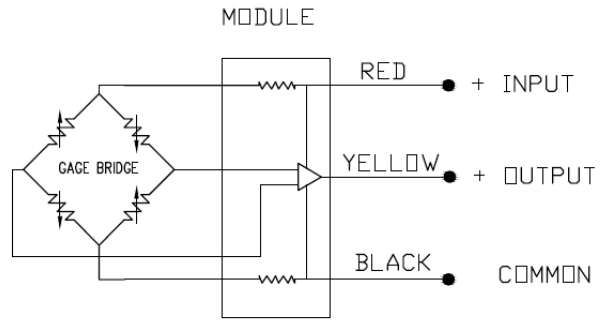
FC2211:

MILLIVOLT OUTPUT VERSION



FC2231:

AMPLIFIED OUTPUT VERSION



ORDERING INFORMATION

| | | | | | | |
|--------------------|-----------|----------|-------------|-----------|----------|----------|
| FC22 | 3 | 1 | 0000 | 10 | - | L |
| Model Name | | | | | | |
| Output | | | | | | |
| 0=0-150mV | 1=0-100mV | | | | | |
| 3=0.5-4.5V | | | | | | |
| Connection | | | | | | |
| 1=2ft Cable | | | | | | |
| Specials | | | | | | |
| 0000 | | | | | | |
| Force Range | | | | | | |
| 0010 0025 | | | | | | |
| 0050 0100 | | | | | | |
| Multiplier | | | | | | |
| "-"=None | | | | | | |
| Units | | | | | | |
| L=lb | | | | | | |

NORTH AMERICA

Measurement Specialties, Inc.,
a TE Connectivity Company
Tel: 1-800-522-6752
Email : customercare.lcsb@te.com

EUROPE

MEAS France SAS,
a TE Connectivity company
Tel: +33 (0) 800-440-5100
Email : customercare.lcsb@te.com

ASIA

Measurement Specialties (China), Ltd.,
a TE Connectivity Company
Tel: +86 400-820-6015
Email: customercare.shzn@te.com

TE.com/sensorsolutions

Measurement Specialties, Inc., a TE Connectivity company.

Measurement Specialties, TE Connectivity, TE Connectivity (logo) and EVERY CONNECTION COUNTS are trademarks. All other logos, products and/or company names referred to herein might be trademarks of their respective owners.

The information given herein, including drawings, illustrations and schematics which are intended for illustration purposes only, is believed to be reliable. However, TE Connectivity makes no warranties as to its accuracy or completeness and disclaims any liability in connection with its use. TE Connectivity's obligations shall only be as set forth in TE Connectivity's Standard Terms and Conditions of Sale for this product and in no case will TE Connectivity be liable for any incidental, indirect or consequential damages arising out of the sale, resale, use or misuse of the product. Users of TE Connectivity products should make their own evaluation to determine the suitability of each such product for the specific application.

© 2015 TE Connectivity Ltd. family of companies All Rights Reserved.



Компания «ЭлектроПласт» предлагает заключение долгосрочных отношений при поставках импортных электронных компонентов на взаимовыгодных условиях!

Наши преимущества:

- Оперативные поставки широкого спектра электронных компонентов отечественного и импортного производства напрямую от производителей и с крупнейших мировых складов;
- Поставка более 17-ти миллионов наименований электронных компонентов;
- Поставка сложных, дефицитных, либо снятых с производства позиций;
- Оперативные сроки поставки под заказ (от 5 рабочих дней);
- Экспресс доставка в любую точку России;
- Техническая поддержка проекта, помощь в подборе аналогов, поставка прототипов;
- Система менеджмента качества сертифицирована по Международному стандарту ISO 9001;
- Лицензия ФСБ на осуществление работ с использованием сведений, составляющих государственную тайну;
- Поставка специализированных компонентов (Xilinx, Altera, Analog Devices, Intersil, Interpoint, Microsemi, Aeroflex, Peregrine, Syfer, Eurofarad, Texas Instrument, Miteq, Cobham, E2V, MA-COM, Hittite, Mini-Circuits, General Dynamics и др.);

Помимо этого, одним из направлений компании «ЭлектроПласт» является направление «Источники питания». Мы предлагаем Вам помощь Конструкторского отдела:

- Подбор оптимального решения, техническое обоснование при выборе компонента;
- Подбор аналогов;
- Консультации по применению компонента;
- Поставка образцов и прототипов;
- Техническая поддержка проекта;
- Защита от снятия компонента с производства.



Как с нами связаться

Телефон: 8 (812) 309 58 32 (многоканальный)

Факс: 8 (812) 320-02-42

Электронная почта: org@eplast1.ru

Адрес: 198099, г. Санкт-Петербург, ул. Калинина, дом 2, корпус 4, литера А.