

Ambient Light Sensor – Surface Mount EAALSTIC1708A0



Features

- Close responsively to the human eye spectrum
- Light to Current, analog output
- Good output linearity across wide illumination range
- Low sensitivity variation across various light sources
- Guaranteed temperature performance, -40°C to 85°C
- Wide supply voltage range, 2.5V to 5.5V
- Size : 1.7mm(L)*0.8mm(W)*0.6mm(H)
- RoHS compliant and Pb Free package
- Compliance with EU REACH.

Description

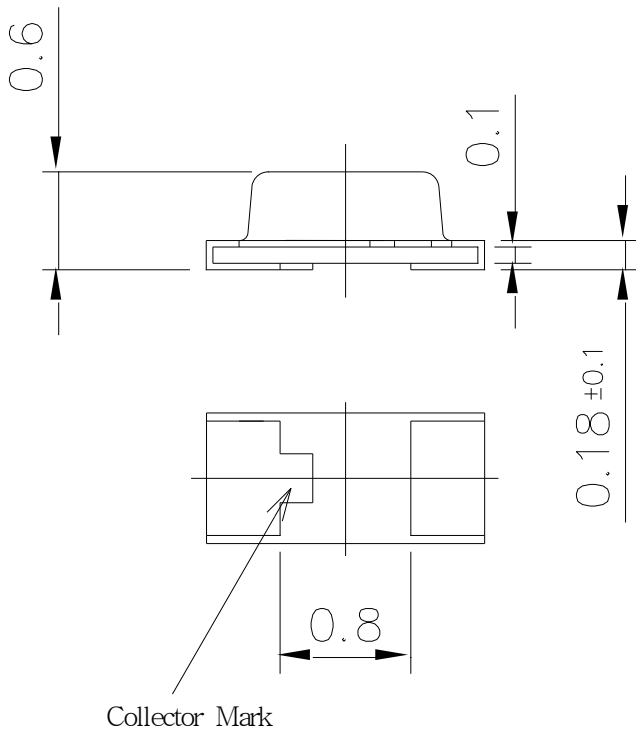
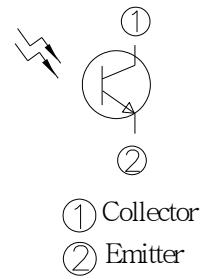
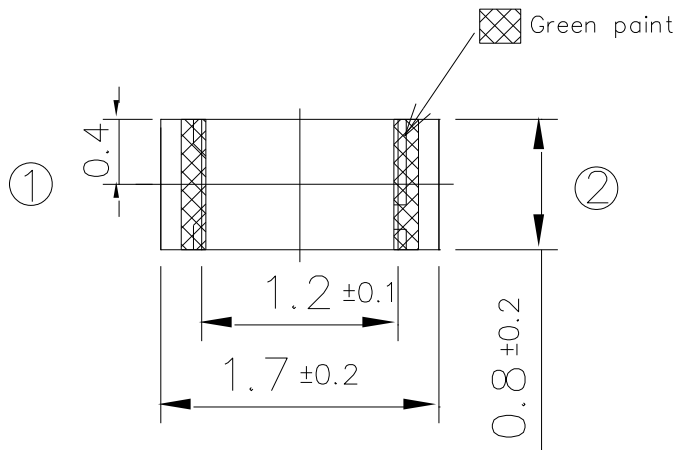
The EAALSTIC1708A0 is a low cost ambient light sensor, consisting of phototransistor in miniature SMD. Everlight Americas ALS series products are a good effective solution to the power saving of display backlighting of mobile appliances, such as the mobile phones, NB and PDAs. Due to the high rejection ratio of infrared radiation, the spectral response of the ambient light sensor is close to that of human eyes.

Applications

- Detection of ambient light to control display backlighting
 - Mobile devices – mobile phones, PDAs
 - Computing device – TFT LCD monitor for Notebook computer
 - Consumer device – TFT LCD TV, plasma TV, video camera, digital camera, toys
- Automatic residential and commercial management
- Automatic contrast enhancement for electronic signboard
- Ambient light monitoring device for daylight and artificial light
 - Street light, CCD/CCTV

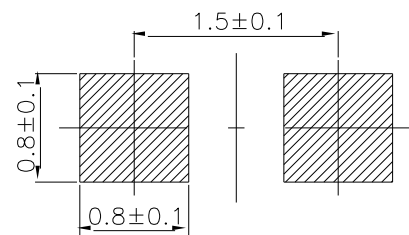
Packaging dimension

Top View



Bottom View

For reflow soldering (proposal)



Note: Tolerances unless mentioned ± 0.1 mm. Unit = mm

Absolute Maximum Ratings

Parameter	Symbol	Rating	Unit
Supply Voltage	V_{CC}	-0.5 ~ 6.0	V
Operating Temperature	T_{opr}	-40 ~ +85	°C
Storage Temperature	T_{stg}	-40 ~ +100	°C
Soldering Temperature [Note]	T_{sol}	260 ± 10	°C

Note: For detail reflow time and the recommended temperature profile, please refer to page 8.

Recommended Operating Conditions

Parameter	Symbol	Min.	Max.	Unit
Supply Voltage	V_{CC}	-40	+85	°C
Operating Temperature	T_{opr}	2.5	5.5	V

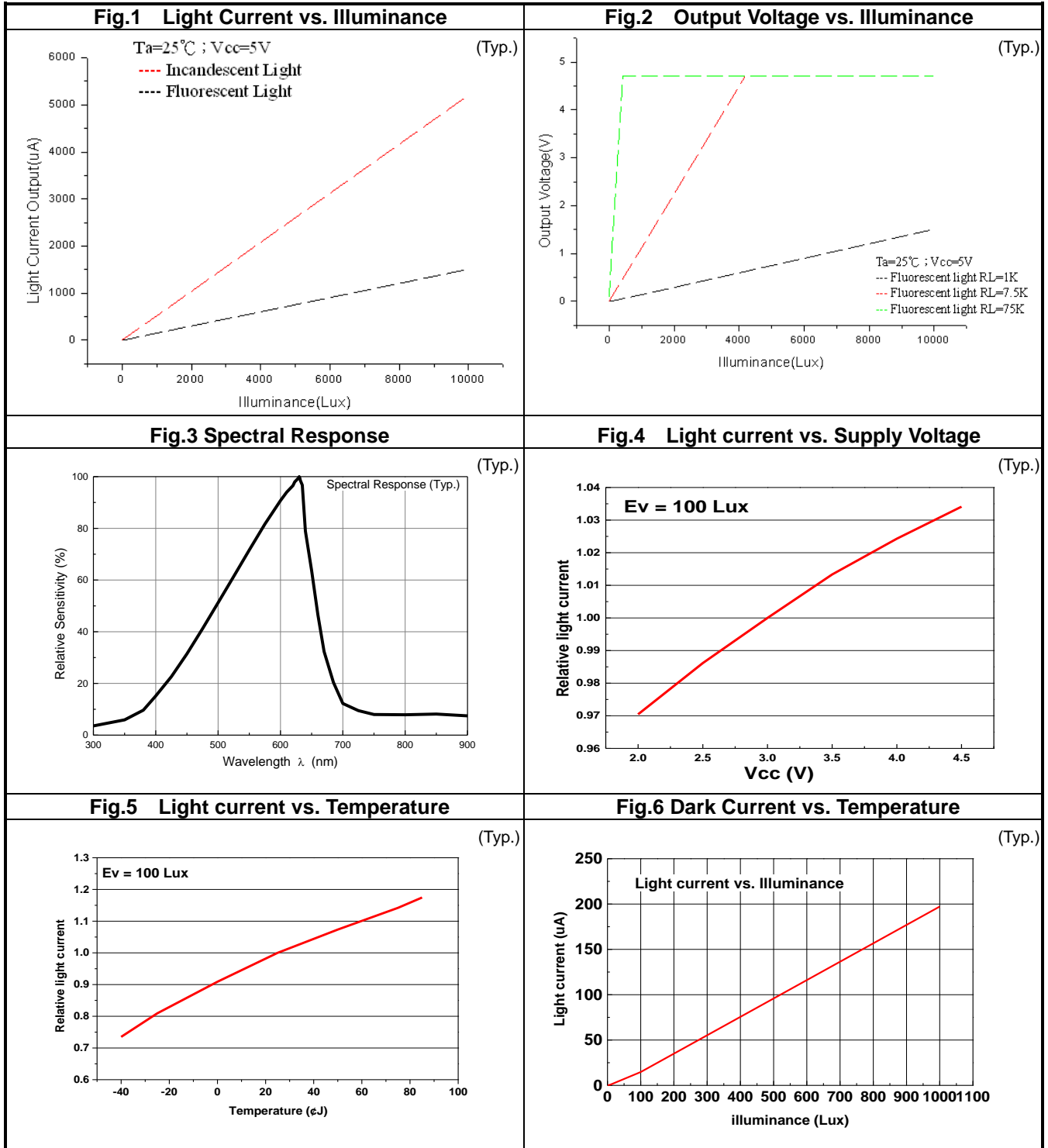
Electro-Optical Characteristics (Ta=25°C)

Parameter	Symbol	Min.	Typ.	Max.	Unit	Condition	
Dark Current	I_{CEO}	-----	-----	0.1	μA	$V_{CE}=10V, E_V=0Lux$	
Collector – Emitter Saturation Voltage	$V_{CE(sat)}$	-----	-----	0.4	V	$I_C=2mA, E_V=1000Lux$	
Light Current	I_{PH1}	5	15	-----	μA	$V_{CE}=5V, E_V=100Lux$ [Note1]	
	I_{PH2}	50	150	-----	μA	$V_{CE}=5V, E_V=1000Lux$ [Note1]	
	I_{PH3}	140	520	-----	μA	$V_{CE}=5V, E_V=1000Lux$ [Note2]	
Photo-current Ratio	I_{PH3}/I_{PH2}	-----	3.5	-----	-----	$V_{CC}=5V, E_V=1000Lux$	
Saturation Output Voltage	V_O	4.5	4.6	-----	V	$V_{CE}=5V, E_V=1000Lx,$ $R_L=75K$ [Note2]	
Peak Sensitivity Wavelength	λ_P	-----	630	-----	nm		
Sensitivity Wavelength Range	λ	390	-----	700	nm		
Switching Time	Rise Time	t_r	-----	0.11	-----	mS	$V_{CE}=5V, R_L=7.5K\Omega$
	Fall Time	t_f	-----	0.12	-----	mS	

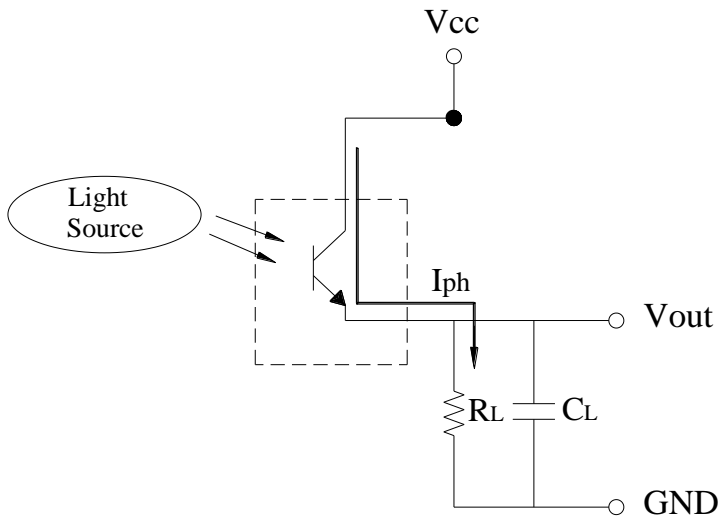
Note:

1. White Fluorescent light (Color Temperature = 6500K) is used as light source. However, White LED is substituted in mass production.
2. Illuminance by CIE standard illuminant-A / 2856K, incandescent lamp.

Typical Electro-Optical Characteristics Curves



Converting Photocurrent to Voltage



Note:

1. The output voltage (V_{out}) is the product of photocurrent (I_{PH}) and loading resistor (R_L)
2. A right loading resistor shall be chosen to meet the requirement of maximum ambient light, and output saturation voltage:

$$V_{out(max.)} = I_{out(max.)} \times R_L \leq V_{out(saturation)} = V_{cc} - 0.4V$$

3. To avoid 60Hz ripple from fluorescent lamps, we suggest that the time constant must be greater than 0.5 second:

$$R_L \times C_L \geq 0.5 \quad (\text{empirical data})$$

Packing Quantity Specification

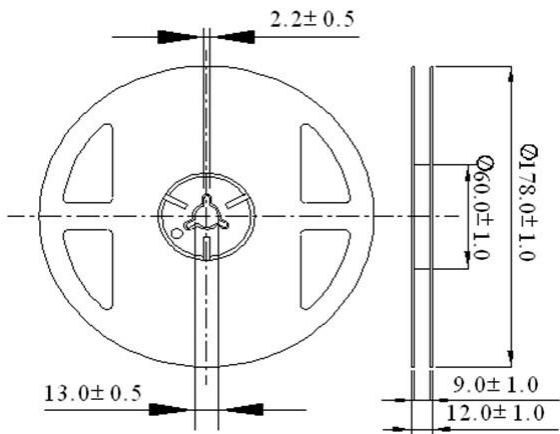
4000 PCS/ 1 Reel

Label Explanation

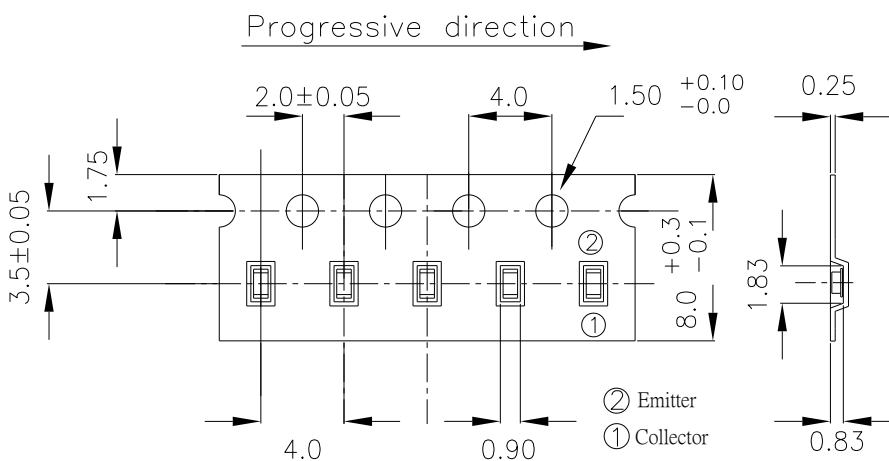


- CPN: Customer's Product Number
- P/N: Product Number
- QTY: Packing Quantity
- CAT: Luminous Intensity Rank
- HUE: Dom. Wavelength Rank
- REF: Forward Voltage Rank
- LOT No: Lot Number
- MADE IN TAIWAN: Production Place

Reel Dimensions



Carrier Tape Dimensions: Loaded Quantity 4000 pcs Per Reel



Note: Tolerances unless mentioned ± 0.1 mm. Unit = mm

Recommended method of storage

Reflow Terms: JEDEC Level 4 Specification

Dry box storage is recommended as soon as the aluminum bag has been opened prevent

1. Over-current-proof

Customer must apply resistors for protection, otherwise slight voltage shift might cause big current happen. (Burned-out might happen).

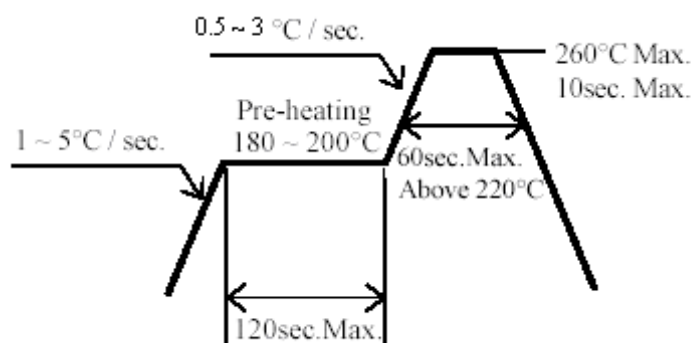
2. Storage

- (1) Do not open moisture proof bag before components are ready to use.
- (2) Before opening moisture proof bag, components should be kept at 30°C or less and 90%RH or less.
- (3) Components should be used within a year.
- (4) After opened moisture proof bag, components should be kept at 30°C or less and 70%RH or less.
- (5) Components should be used within 72 hours after opened moisture proof bag.
- (6) If the moisture absorbent material (silica gel) has faded away or the components have exceeded the storage time, baking treatment should be performed using the following conditions. (Baking treatment: 60±5°C for 24 hours)

ESD Precaution:

Proper storage and handing procedures should be followed to prevent ESD damage to the devices especially when they are removed from the anti-static bag. Electro-Static Sensitive Devices warning labels are on the packing.

Recommended solder profile



Notice:

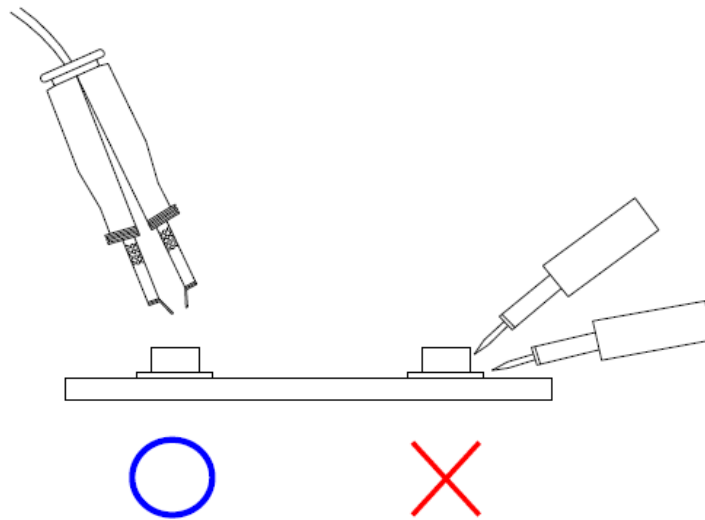
1. Reflow soldering should not be done more than two times.
2. When soldering, do not put stress on the devices during heating.
3. After soldering, do not warp the circuit board.

Soldering Iron

Each terminal is to go to the tip of soldering iron temperature less than 350°C for 3 seconds within once in less than the soldering iron capacity 25W. Leave two seconds and more intervals, and do soldering of each terminal. Be careful because the damage of the product is often started at the time of the hand solder.

Repairing

Repair should not be done after the device have been soldered. When repairing is unavoidable, a double-head soldering iron should be used (as below figure). It should be confirmed beforehand whether the characteristics of the device will or will not be damaged by repairing.



Note:

1. Above specification may be changed without notice. Everlight Americas will reserve authority on material change for above specification.
2. When using this product, please observe the absolute maximum ratings and the instructions for using outlined in these specification sheets. Everlight Americas assumes no responsibility for any damage resulting from use of the product which does not comply with the absolute maximum ratings and the instructions included in these specification sheets.
3. These specification sheets include materials protected under copyright of Everlight Americas Inc. Please don't reproduce or cause anyone to reproduce them without Everlight Americas's consent.



Компания «ЭлектроПласт» предлагает заключение долгосрочных отношений при поставках импортных электронных компонентов на взаимовыгодных условиях!

Наши преимущества:

- Оперативные поставки широкого спектра электронных компонентов отечественного и импортного производства напрямую от производителей и с крупнейших мировых складов;
- Поставка более 17-ти миллионов наименований электронных компонентов;
- Поставка сложных, дефицитных, либо снятых с производства позиций;
- Оперативные сроки поставки под заказ (от 5 рабочих дней);
- Экспресс доставка в любую точку России;
- Техническая поддержка проекта, помощь в подборе аналогов, поставка прототипов;
- Система менеджмента качества сертифицирована по Международному стандарту ISO 9001;
- Лицензия ФСБ на осуществление работ с использованием сведений, составляющих государственную тайну;
- Поставка специализированных компонентов (Xilinx, Altera, Analog Devices, Intersil, Interpoint, Microsemi, Aeroflex, Peregrine, Syfer, Eurofarad, Texas Instrument, Miteq, Cobham, E2V, MA-COM, Hittite, Mini-Circuits, General Dynamics и др.);

Помимо этого, одним из направлений компании «ЭлектроПласт» является направление «Источники питания». Мы предлагаем Вам помощь Конструкторского отдела:

- Подбор оптимального решения, техническое обоснование при выборе компонента;
- Подбор аналогов;
- Консультации по применению компонента;
- Поставка образцов и прототипов;
- Техническая поддержка проекта;
- Защита от снятия компонента с производства.



Как с нами связаться

Телефон: 8 (812) 309 58 32 (многоканальный)

Факс: 8 (812) 320-02-42

Электронная почта: org@eplast1.ru

Адрес: 198099, г. Санкт-Петербург, ул. Калинина, дом 2, корпус 4, литера А.