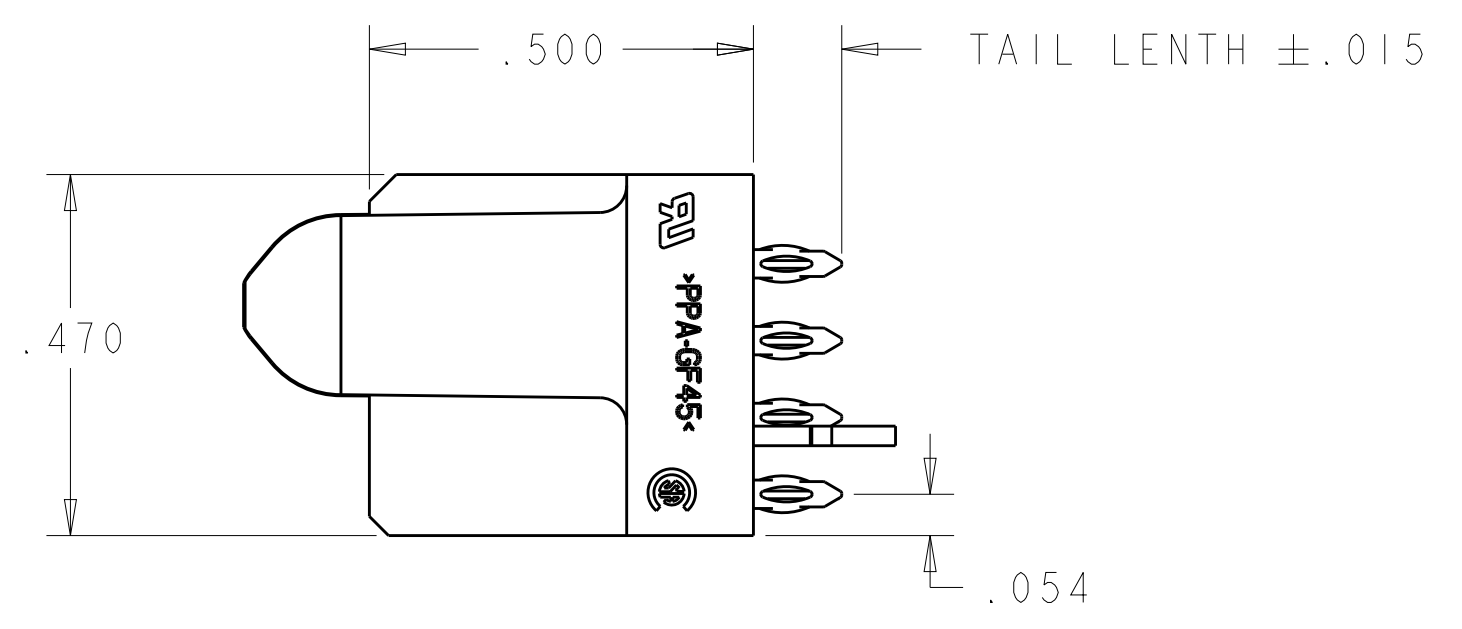
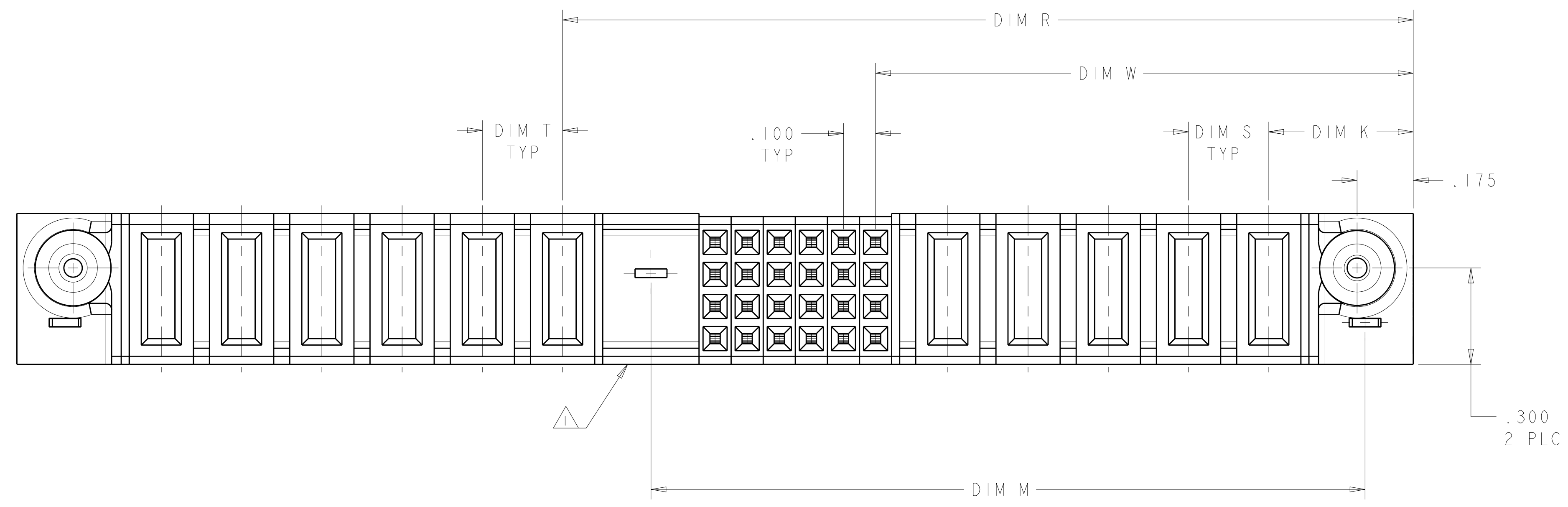
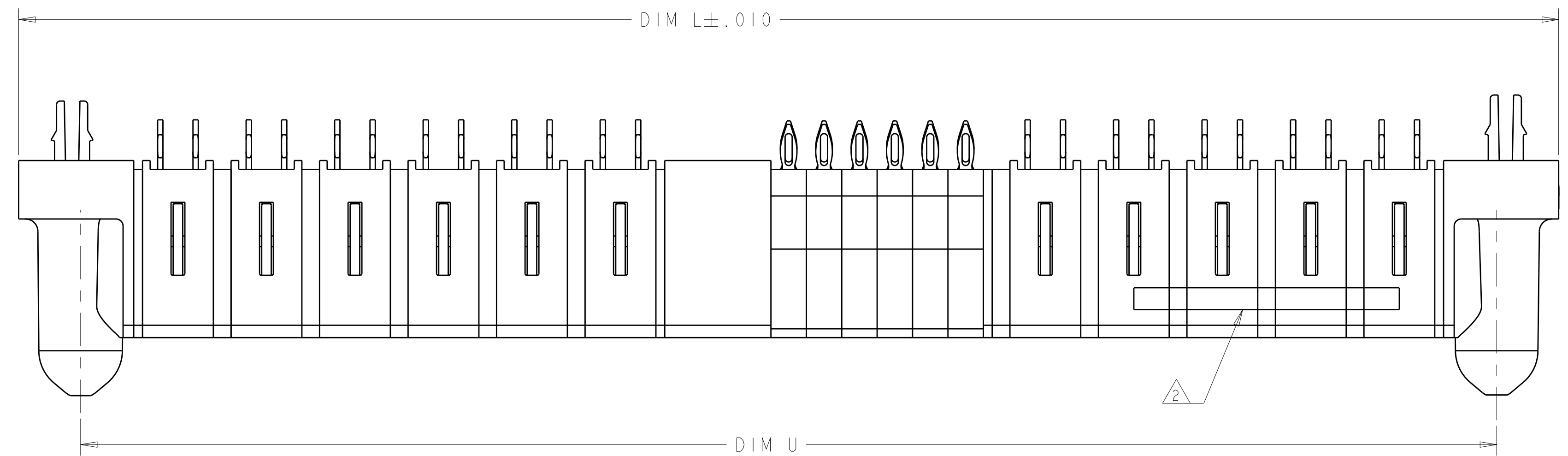
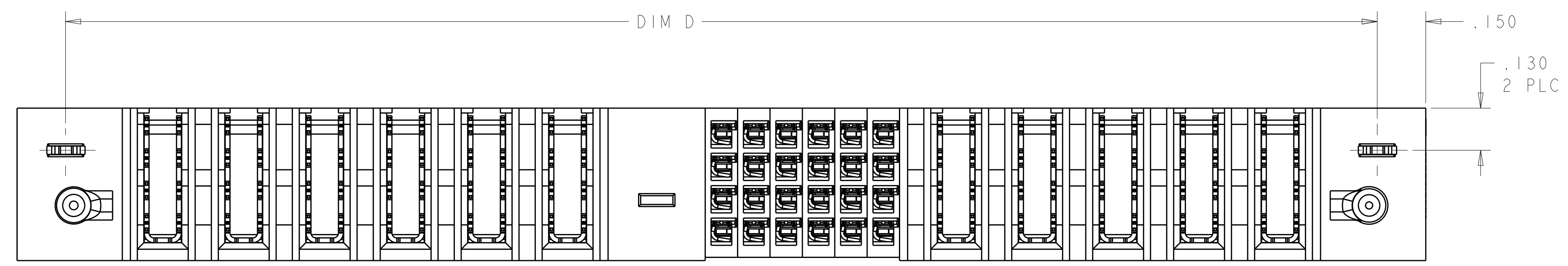


LOC	DIST	REVISIONS					
		P	LTH	DESCRIPTION	DATE	DMN	APVD
ES	00	K9		REV PER ECR-12-018831	30OCT2012	AY	SZ



- 1 OPTIONAL CENTER MODULE, WITH Ø.150 THRU HOLE OR HOLD DOWN FEATURE
- 2 "AMP", PART NUMBER AND DATE CODE TO BE MARKED IN AREA SHOWN PARTS UNDER 2.00 LONG MAY BE MARKED ON BOTH SIDES
- 3 MATERIAL: HOUSING - GLASS FILLED HIGH TEMP THERMO PLASTIC, UL94 V-0
 SIGNAL CONTACT - HIGH CONDUCTIVITY COPPER ALLOY
 POWER CONTACT - HIGH CONDUCTIVITY COPPER ALLOY
- 4 CONTACT PLATING: NOBLE METAL PLATING ON CONTACT FUNCTIONAL AREA OF POWER CONTACTS AND SIGNAL CONTACTS.
- 5 MECHANICAL CONNECTOR KEEP OUT ZONE
- 6 DATUM AND BASIC DIMENSIONS ESTABLISHED BY CUSTOMER
- 7 PCB - ALL HOLE DIAMETERS ARE FINISHED HOLE SIZES
- 8 PCB - 0.0453 ±.0010 DRILLED HOLES PLATED WITH .0003 MIN Sn OVER .001 TO .003 Cu PLATING TO ACHIEVE A .040 HOLE
- 9 VARIABLE DIMENSION SHOWN VIEW (SHEET 6)

THIS DRAWING IS A CONTROLLED DOCUMENT.		DMN R. GRZYBOWSKI CHK M. PERCHERKE APVD M. PERCHERKE	29APR05 29APR05	TE Connectivity NAME VERTICAL RECEPTACLE ASSEMBLY WITH GUIDES MULTI-BEAM XL
DIMENSIONS: INCHES	TOLERANCES UNLESS OTHERWISE SPECIFIED:	PRODUCT SPEC 108-1973 APPLICATION SPEC 114-13038	SIZE A1	
0 PLC ±. 1 PLC ±.01 2 PLC ±.01 3 PLC ±.005 4 PLC ±.0020 ANGLES ±.7°	FINISH 3 4	WEIGHT CUSTOMER DRAWING	CAGE CODE DRAWING NO A100779C=6450540 SCALE 2:1 SHEET 1 OF 19 REV K9	

THIS DRAWING IS UNPUBLISHED. RELEASED FOR PUBLICATION 20
 © COPYRIGHT 20 BY - ALL RIGHTS RESERVED.

LOC		DIST		REVISIONS			
ES	00	P	LTN	DESCRIPTION	DATE	OWN	APVD
		-		SEE SHEET 1	-	-	-

D	U	T	S	R	W	M	L	K	DESCRIPTION	PART NUMBER
1.350	1.300	-	-	1.200	.625	-	1.650	.450	1P + 20S + 1P	6-6450540-6
2.550	2.500	.250	.250	1.650	1.375	-	2.85	.450	4P + 8S + 4P	6-6450540-5
1.350	1.300	-	-	1.200	.625	-	1.650	.450	1P + 20S + 1P	6-6450540-2
-	3.300	.200	.200	2.200	1.625	-	3.650	.450	6P + 20S + 6P	6-6450540-1
2.950	2.900	.250	.250	2.050	1.375	-	3.250	.450	4P + 24S + 4P	6-6450540-0
2.050	2.000	.250	.250	1.650	.925	-	2.350	.450	2P + 24S + 2P	5-6450540-9
2.050	2.000	.250	.250	1.400	1.125	-	2.350	.450	3P + 8S + 3P	5-6450540-5
2.500	2.450	.250	.250	1.850	1.375	-	2.800	.450	4P + 16S + 3P	5-6450540-4
2.950	2.900	.250	.250	2.050	1.375	-	3.250	.450	4P + 24S + 4P	5-6450540-3
1.350	1.300	-	-	1.200	.675	-	1.650	.450	1P + 16S + 1P	5-6450540-2
1.750	1.700	.250	.250	1.350	.875	-	2.050	.450	2P + 16S + 2P	5-6450540-1
5.950	5.900	.250	.250	3.550	2.8750	-	6.250	.450	10P + 24S + 10P	5-6450540-0
5.150	5.100	.250	.250	3.250	2.375	-	5.450	.450	8P + 32S + 8P	4-6450540-9
1.250	1.200	-	-	1.100	.625	-	1.550	.450	1P + 16S + 1P	4-6450540-8
2.150	2.100	.250	.250	1.500	1.175	-	2.450	.450	3P + 8S + 3P	4-6450540-7
1.150	1.100	-	-	1.000	.675	-	1.450	.450	1P + 8S + 1P	4-6450540-6
-	-	-	.200	-	-	-	2.820	.450	12HDP	4-6450540-5
-	-	.200	.200	2.600	1.625	-	3.970	.450	6HDP + 36S + 7HDP	4-6450540-4
2.65	2.60	.250	.250	2.250	1.625	-	2.950	.450	5P + 20S + 2P	(E) 4-6450540-3
-	-	-	.200	-	-	-	2.620	.450	11HDP	(E) 4-6450540-2
-	-	.200	.200	2.600	1.625	-	3.770	.450	6P + 36S + 6P	4-6450540-1
-	-	.200	.200	4.500	3.425	-	7.470	.450	15P + 40S + 15P	4-6450540-0
-	-	.200	.200	-	-	-	7.470	-	15P + 40S + 15P	(D) 3-6450540-9
4.650	4.600	.250	.250	3.250	1.875	-	4.950	.450	6P + 52S + 6P	(D) 2-6450540-7
1.950	1.900	-	-	1.550	.875	-	2.250	.450	2P + 24S + 2P	(D) 2-6450540-5
2.450	2.400	.250	.250	1.800	1.125	-	2.750	.450	3P + 24S + 3P	(D) 2-6450540-0
-	1.575	-	-	1.425	.700	-	1.925	.475	1P + 24S + 1P	(E) 1-6450540-8
-	5.450	(10)	(10)	3.075	2.425	-	5.800	.425	10P + 24S + 12P	1-6450540-4
3.250	3.200	.200	.200	2.125	1.575	-	3.550	.425	6P + 20S + 6P	1-6450540-2
-	2.850	.250	.250	2.000	1.125	-	3.200	.450	3P + 32S + 4P	1-6450540-1
1.950	1.900	.250	.250	1.550	.875	-	2.250	.450	2P + 24S + 2P	1-6450540-0
-	1.400	.250	.250	1.300	.625	-	1.750	.450	1P + 24S + 1P	6450540-7
-	2.400	.250	.250	2.050	1.375	-	2.750	.450	4P + 24S + 2P	6450540-6
-	3.100	.250	.250	2.000	1.625	-	3.450	.450	5P + 12S + 5P	6450540-5
-	3.400	.250	.250	2.050	1.375	-	3.750	.450	4P + 24S + 6P	6450540-4
-	7.400	.250	.250	5.050	2.875	-	7.750	.450	10P + 84S + 10P	6450540-3
-	4.000	.250	.250	2.650	1.675	2.225	4.350	.450	5P+24S+1M+6P	6450540-2
-	1.575	-	-	1.425	.700	-	1.925	.475	1P + 24S + 1P	6450540-1

THIS DRAWING IS A CONTROLLED DOCUMENT.

OWN: R. GRZYBOWSKI 29APR05
 CHK: M. PERCHERKE 29APR05
 APVD: M. PERCHERKE

DIMENSIONS: INCHES
 TOLERANCES UNLESS OTHERWISE SPECIFIED:
 0 PLC ±.
 1 PLC ±.01
 2 PLC ±.01
 3 PLC ±.005
 4 PLC ±.0020
 ANGLES ±.0020

MATERIAL: FINISH: *

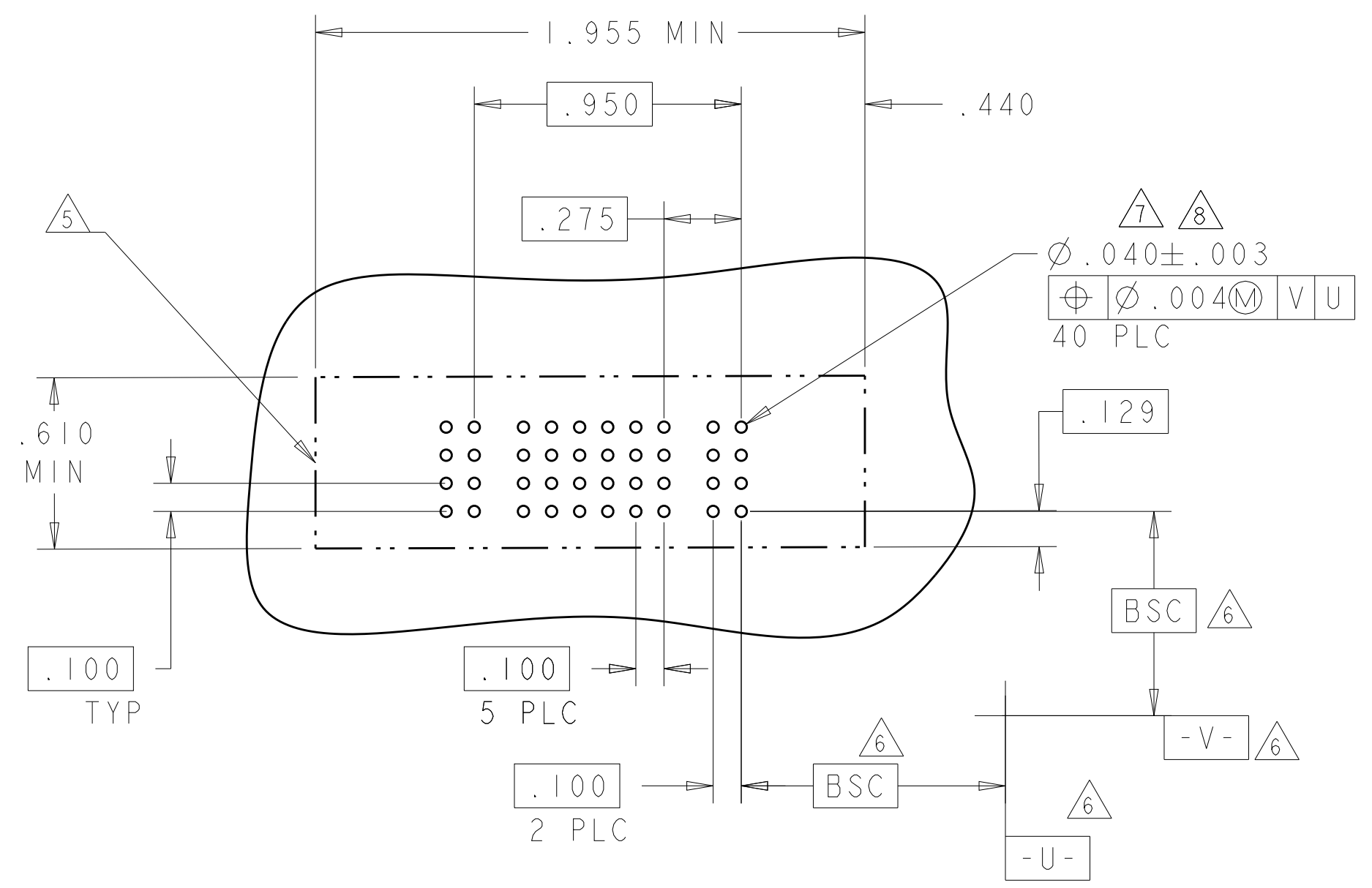
PRODUCT SPEC: 108-1973
 APPLICATION SPEC: 114-13038
 WEIGHT: -
 CUSTOMER DRAWING

NAME: VERTICAL RECEPTACLE ASSEMBLY WITH GUIDES MULTI-BEAM XL
 SIZE: A100779
 CAGE CODE: 6450540
 SCALE: 2:1 SHEET 2 OF 19 REV: K9

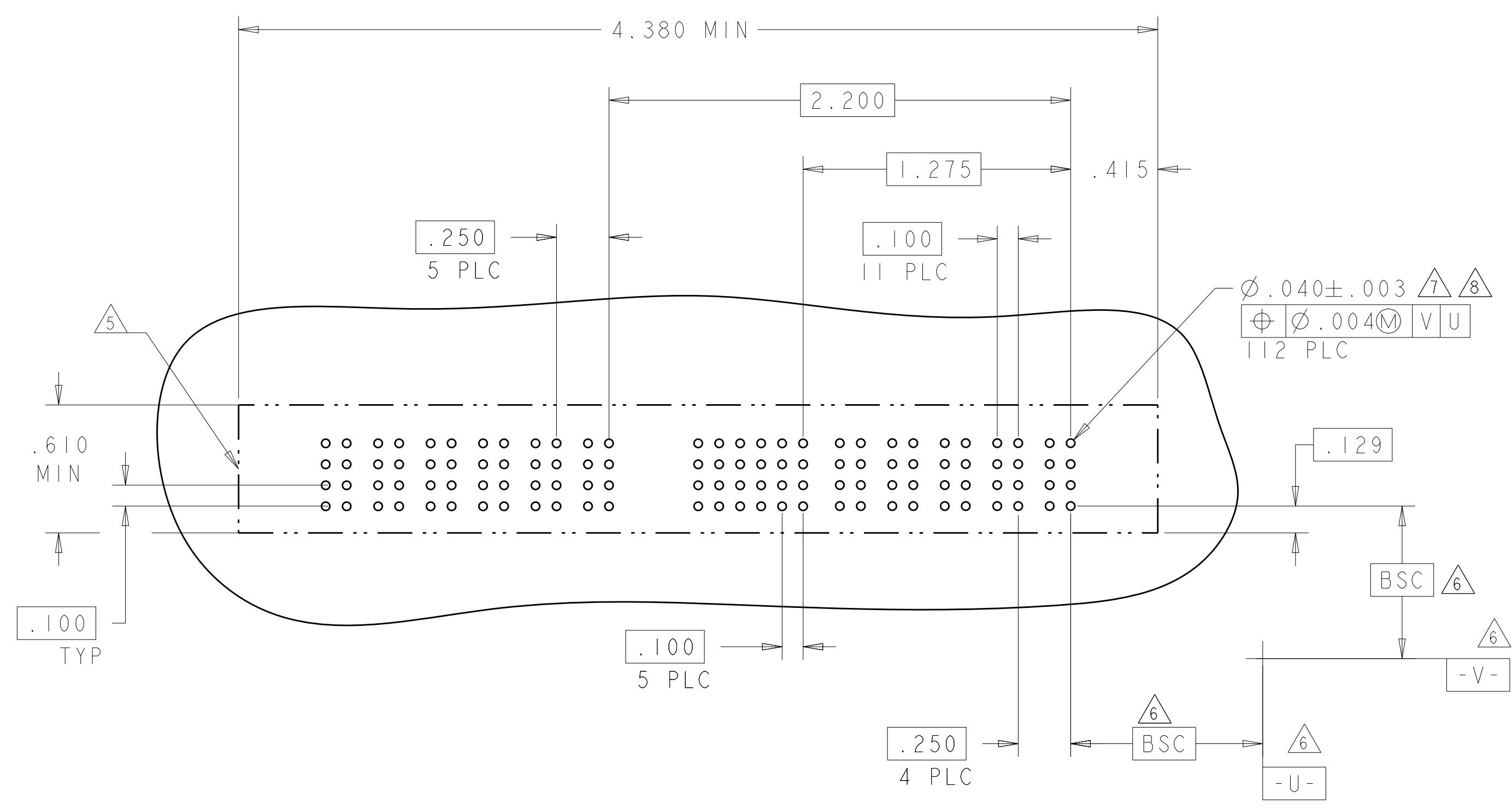
TE Connectivity

LOC	DIST	REV	DATE	APPD
ES	00			

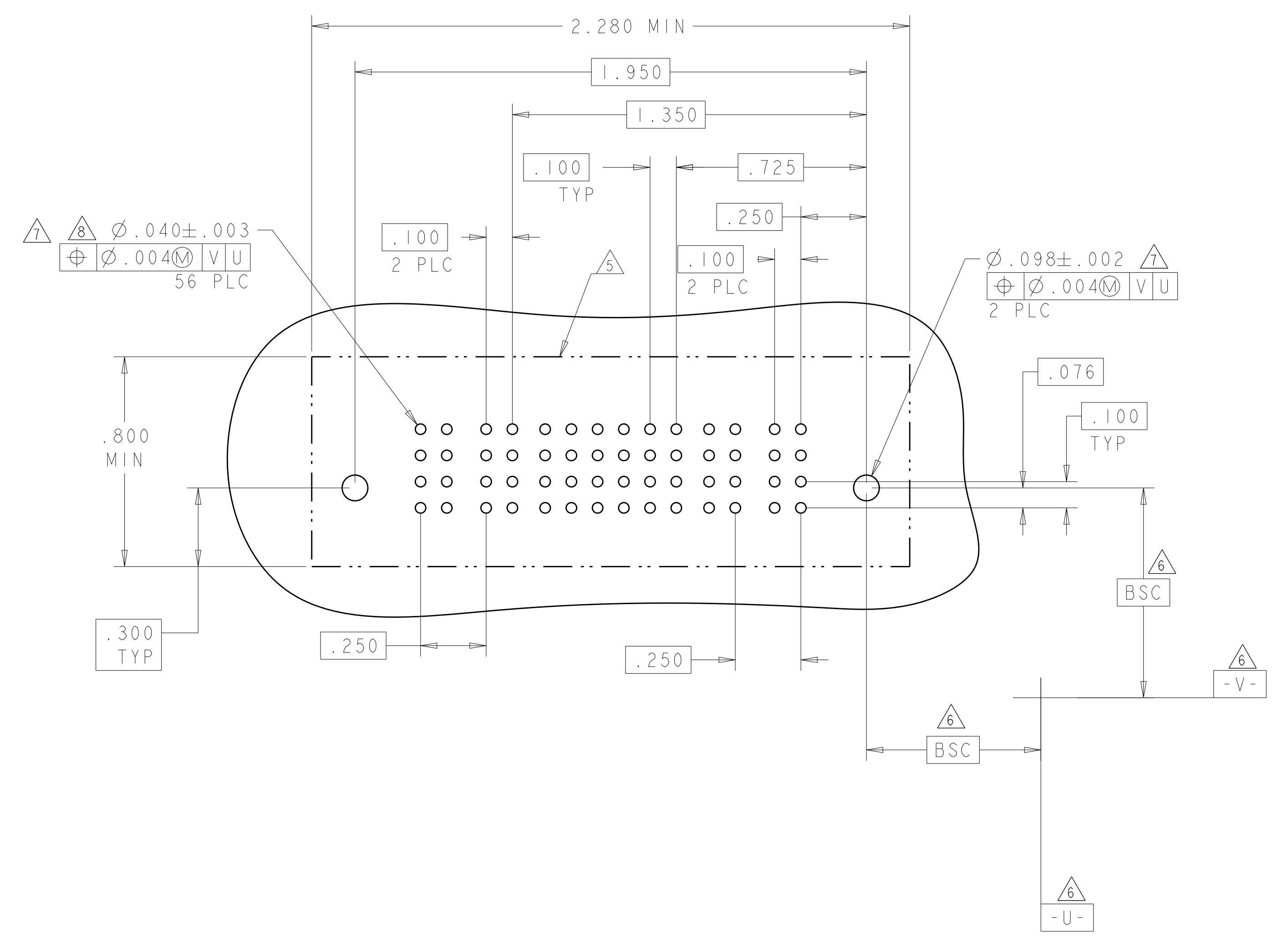
PART NUMBER	ROWS	POWER						SIGNAL						POWER					
		P2	6	5	4	3	2	1	PI	P1	6	5	4	3	2	1	PI		
6450540-1	D C B A	GP														GP	GP		
		AP	AP	AP	AP	AP	AP	AP	AP	AP	AP	AP	AP	AP	AP			AP	AP
		AP	AP	AP	AP	AP	AP	AP	AP	AP	AP	AP	AP	AP	AP			AP	AP
		AP	AP	AP	AP	AP	AP	AP	AP	AP	AP	AP	AP	AP	AP			AP	AP
IP + 24S + IP																			



PART NUMBER	ROWS	POWER						SIGNAL						POWER					
		PI1	PI0	P9	P8	P7	P6	MI	6	5	4	3	2	1	P5	P4	P3	P2	PI
6450540-2	D C B A	GP											GP						
		AP	AP	AP	AP	AP	AP	AP	AP	AP	AP	AP	AP	AP	AP	AP	AP	AP	AP
		AP	AP	AP	AP	AP	AP	AP	AP	AP	AP	AP	AP	AP	AP	AP	AP	AP	AP
		AP	AP	AP	AP	AP	AP	AP	AP	AP	AP	AP	AP	AP	AP	AP	AP	AP	AP
5P + 24S + 1M + 6P																			



PART NUMBER	ROWS	POWER		SIGNAL						POWER	
		P4	P3	6	5	4	3	2	1	P2	PI
2-6450540-5	D C B A	GP		AP						GP	
		GP	GP	AP	AP	AP	AP	AP	AP	AP	AP
		GP	GP	AP	AP	AP	AP	AP	AP	AP	AP
		GP	GP	AP	AP	AP	AP	AP	AP	AP	AP
2P + 24S + 2P											



VS	STD POWER PRESSFIT CONTACT .115 LG
VP	MFBL POWER PRESSFIT CONTACT .115 LG
GS	STD POWER PRESSFIT CONTACT .135 LG
GP	MFBL POWER PRESSFIT CONTACT .135 LG
P	SIGNAL PRESSFIT CONTACT .115 LG
AP	SIGNAL PRESSFIT CONTACT .135 LG
CODE	TAIL LENGTH

CONTACT TABLE

THIS DRAWING IS A CONTROLLED DOCUMENT.		DWN	R. GRZYBOWSKI	29APR05
DIMENSIONS: INCHES		CHK	M. PERCHERKE	29APR05
TOLERANCES UNLESS OTHERWISE SPECIFIED:		APVD	M. PERCHERKE	
0 PLC	±	PRODUCT SPEC		
1 PLC	±.01	108-1973		
2 PLC	±.005	APPLICATION SPEC		
3 PLC	±.002	114-13038		
4 PLC	±.002	WEIGHT		
ANGLES	±.002	CAGE CODE DRAWING NO		
MATERIAL	FINISH	114-13038		
CUSTOMER DRAWING		SCALE 2:1 SHEET 3 OF 19 REV K9		



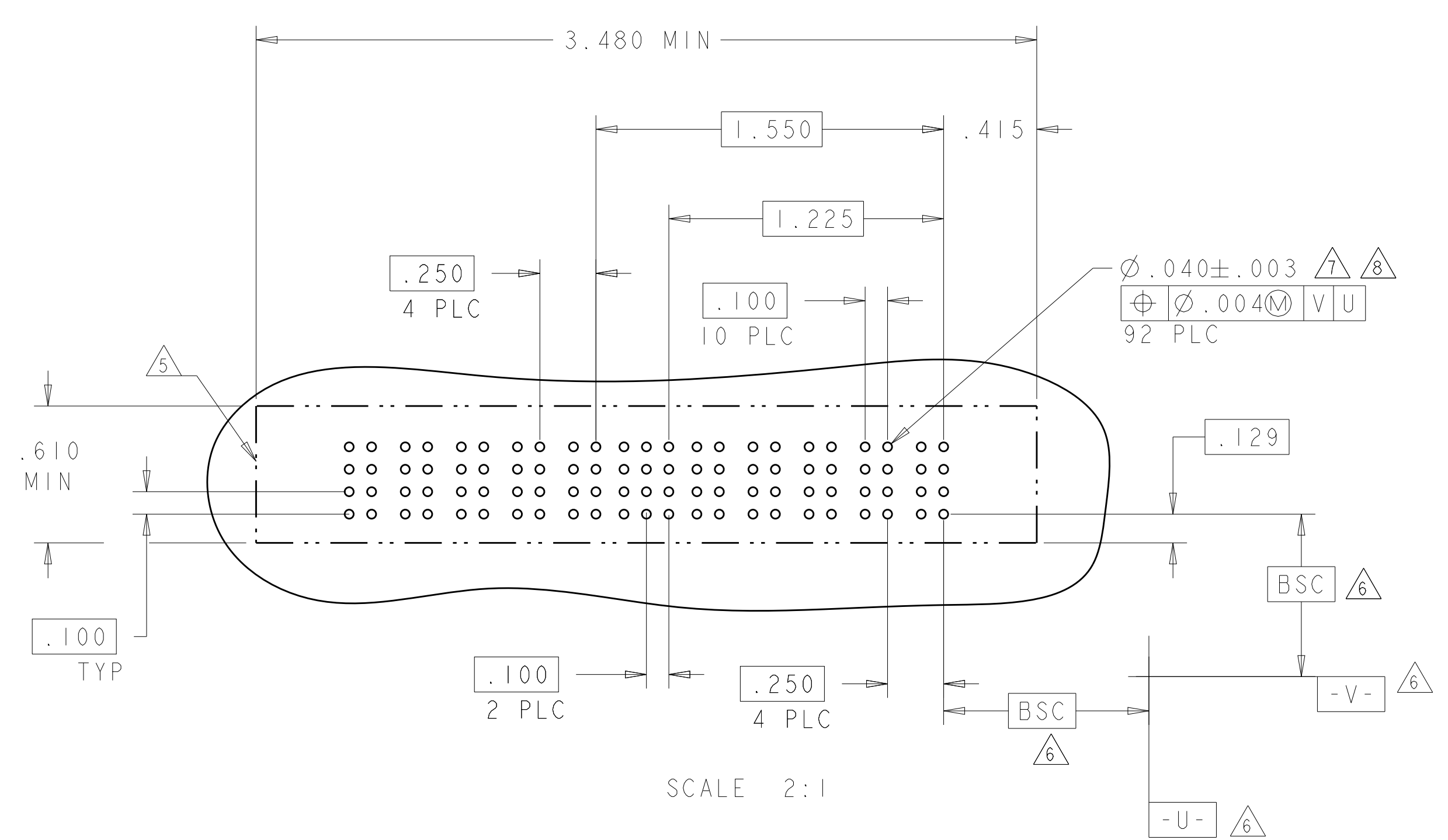
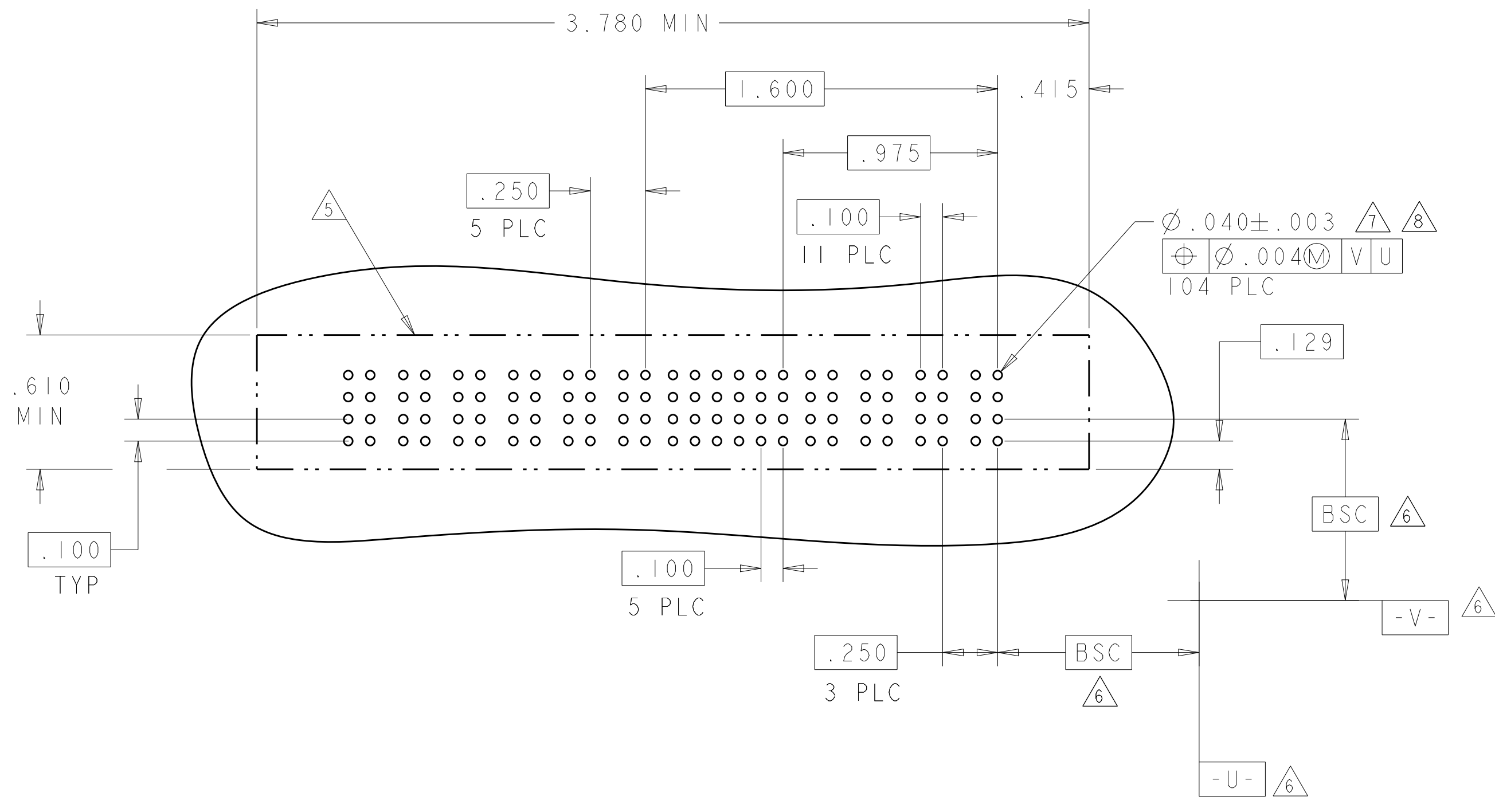
TE Connectivity
VERTICAL RECEPTACLE ASSEMBLY WITH GUIDES MULTI-BEAM XL

SIZE CAGE CODE DRAWING NO
A100779C=6450540

LOC	DIST	REVISIONS			
P	LTN	DESCRIPTION	DATE	DMN	APVD
-	-	SEE SHEET 1	-	-	-

PART NUMBER	ROWS	POWER						SIGNAL						POWER			
		P10	P9	P8	P7	P6	P5	6	5	4	3	2	1	P4	P3	P2	P1
6450540-4	DCBA	GP	GP	GP	GP	GP	GP	AP	AP	AP	AP	AP	AP	GP	GP	GP	GP
		GP	GP	GP	GP	GP	GP	AP	AP	AP	AP	AP	AP				
		GP	GP	GP	GP	GP	GP	AP	AP	AP	AP	AP	AP				
		GP	GP	GP	GP	GP	GP	AP	AP	AP	AP	AP	AP				
4P + 24S + 6P																	

PART NUMBER	ROWS	POWER					SIGNAL			POWER				
		P10	P9	P8	P7	P6	3	2	1	P5	P4	P3	P2	P1
6450540-5	DCBA	GP	GP	GP	GP	GP	AP	AP	AP	GP	GP	GP	GP	GP
		GP	GP	GP	GP	GP	AP	AP	AP					
		GP	GP	GP	GP	GP	AP	AP	AP					
		GP	GP	GP	GP	GP	AP	AP	AP					
5P + 12S + 5P														



GP	MFBL POWER PRESSFIT CONTACT .135 LG
AP	SIGNAL PRESSFIT CONTACT .135 LG
CODE	TAIL LENGTH
CONTACT TABLE	

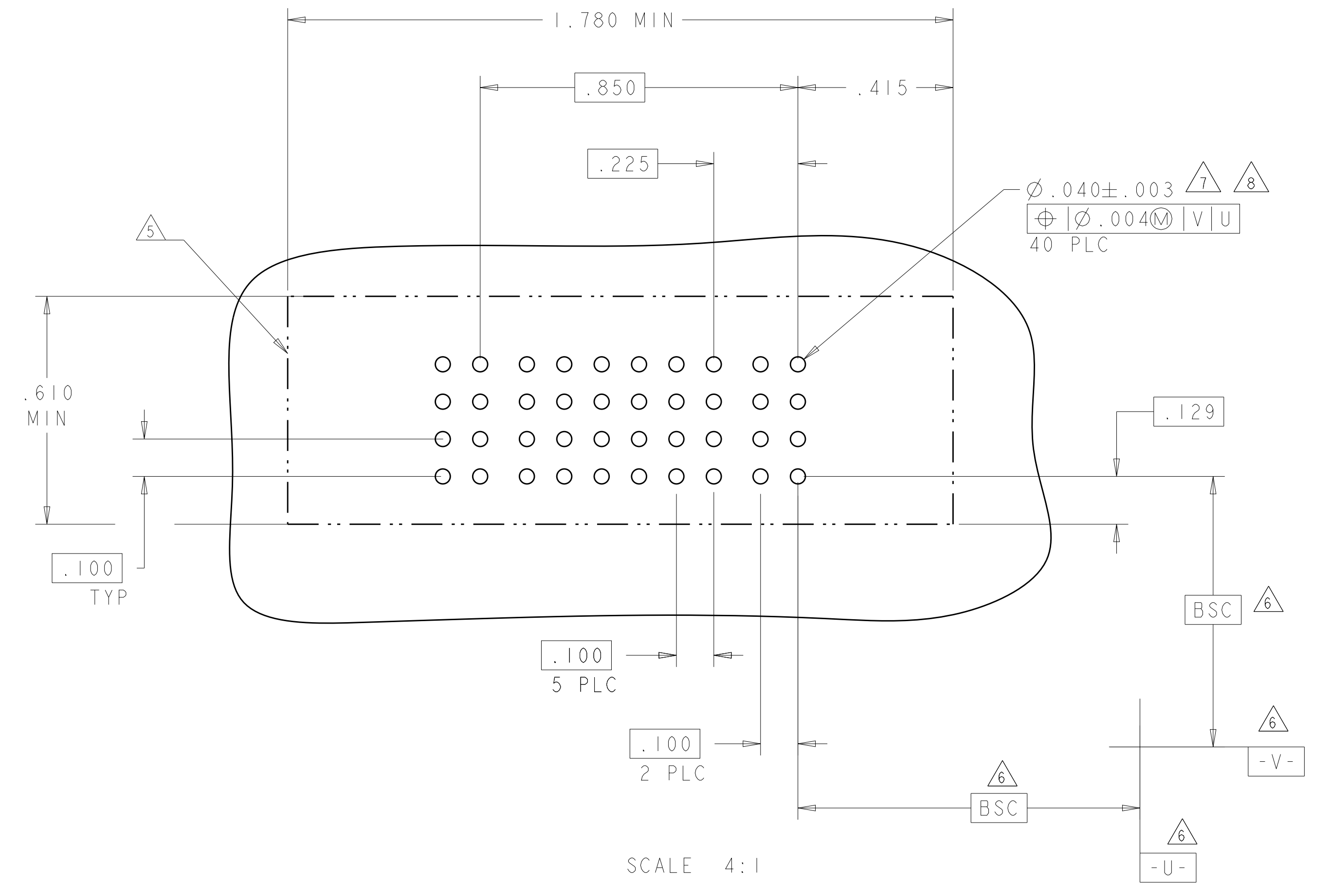
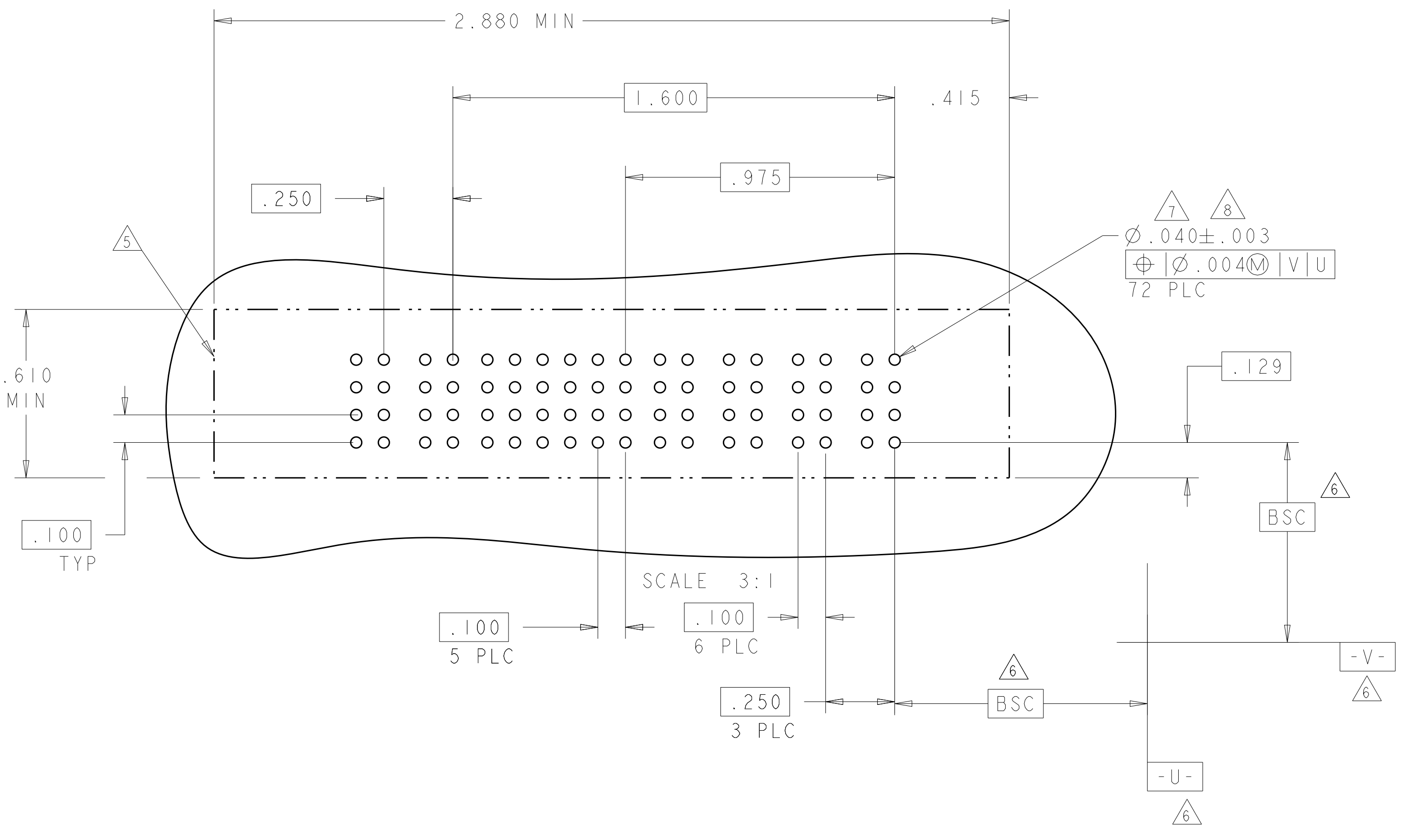
THIS DRAWING IS A CONTROLLED DOCUMENT.		DMN: R. GRZYBOWSKI 29APR05	TE Connectivity
DIMENSIONS: INCHES		CHK: M. PERCHERKE 29APR05	
TOLERANCES UNLESS OTHERWISE SPECIFIED:		APVD: M. PERCHERKE	NAME: VERTICAL RECEPTACLE ASSEMBLY WITH GUIDES MULTI-BEAM XL
0 PLC ± 1 PLC ±.01 2 PLC ±.01 3 PLC ±.005 4 PLC ±.0020 ANGLES ±.020		PRODUCT SPEC: 108-1973	SIZE: A1
MATERIAL: FINISH: *		APPLICATION SPEC: 114-13038	CAGE CODE: 6450540
		WEIGHT: -	RESTRICTED TO: -
		CUSTOMER DRAWING	SCALE: 2:1 SHEET 5 OF 19 REV: K9

LOC	DIST	REV	DATE	APPV
ES	00			

REVISIONS			
NO	DESCRIPTION	DATE	APPV
-	SEE SHEET 1	-	-

PART NUMBER	ROWS	POWER		SIGNAL						POWER					
		P6	P5	6	5	4	3	2	1	P4	P3	P2	P1		
6450540-6	D C B A	GP	GP	AP	AP	AP	AP	AP	AP	AP	AP	GP	GP	GP	GP
				AP	AP	AP	AP	AP	AP	AP	AP				
				AP	AP	AP	AP	AP	AP	AP	AP				
				AP	AP	AP	AP	AP	AP	AP	AP				
4P + 24S + 2P															

PART NUMBER	ROWS	POWER		SIGNAL						POWER		
		P2	6	5	4	3	2	1	P1			
6450540-7	D C B A	GP	GP	AP	AP	AP	AP	AP	AP	AP	AP	GP
				AP	AP	AP	AP	AP	AP	AP	AP	
				AP	AP	AP	AP	AP	AP	AP	AP	
				AP	AP	AP	AP	AP	AP	AP	AP	
IP + 24S + IP												



THIS DRAWING IS A CONTROLLED DOCUMENT.

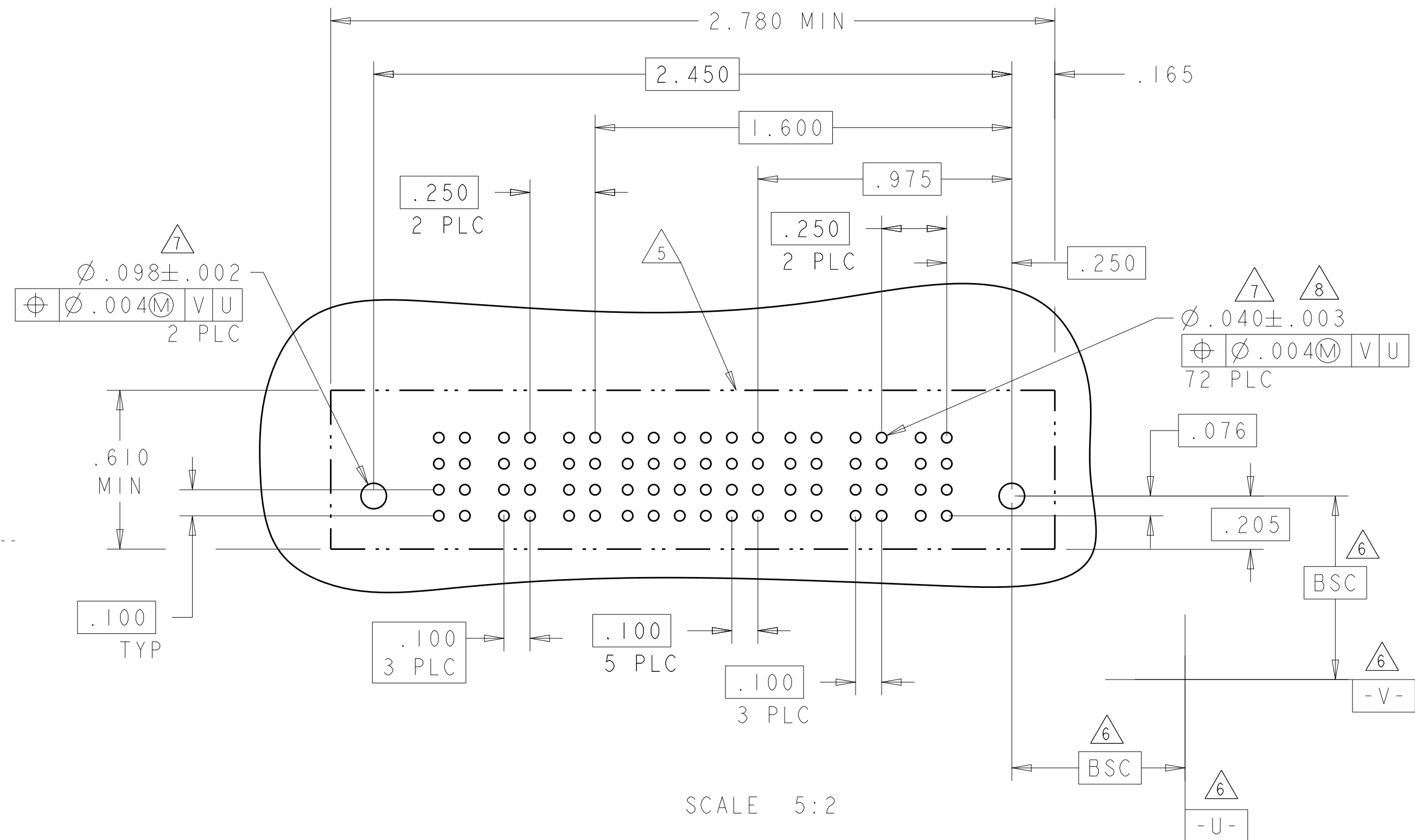
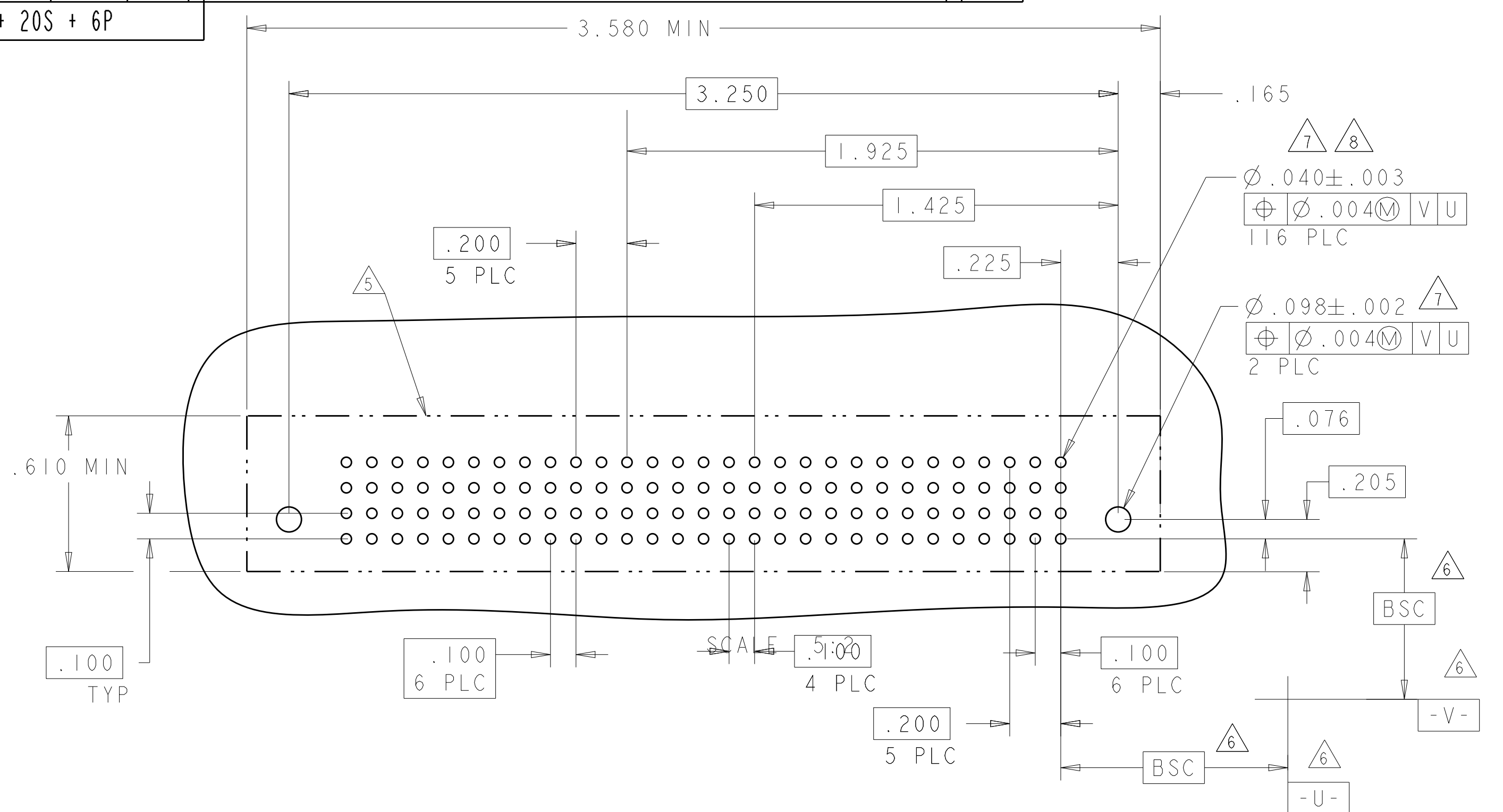
DIMENSIONS: INCHES	TOLERANCES UNLESS OTHERWISE SPECIFIED: 0 PLC ±. 1 PLC ±.01 2 PLC ±.01 3 PLC ±.005 4 PLC ±.0020 ANGLES ±.7°	FINISH	APPROVED: M. PERCHERKE	NAME: M. PERCHERKE	DATE: 29APR05
MATERIAL	FINISH	WEIGHT	PRODUCT SPEC: 108-1973	APPLICATION SPEC: 114-13038	SIZE: A1
CUSTOMER DRAWING			SCALE: 2:1	SHEET: 6 OF 19	REV: K9

STE TE Connectivity
VERTICAL RECEPTACLE ASSEMBLY WITH GUIDES MULTI-BEAM XL

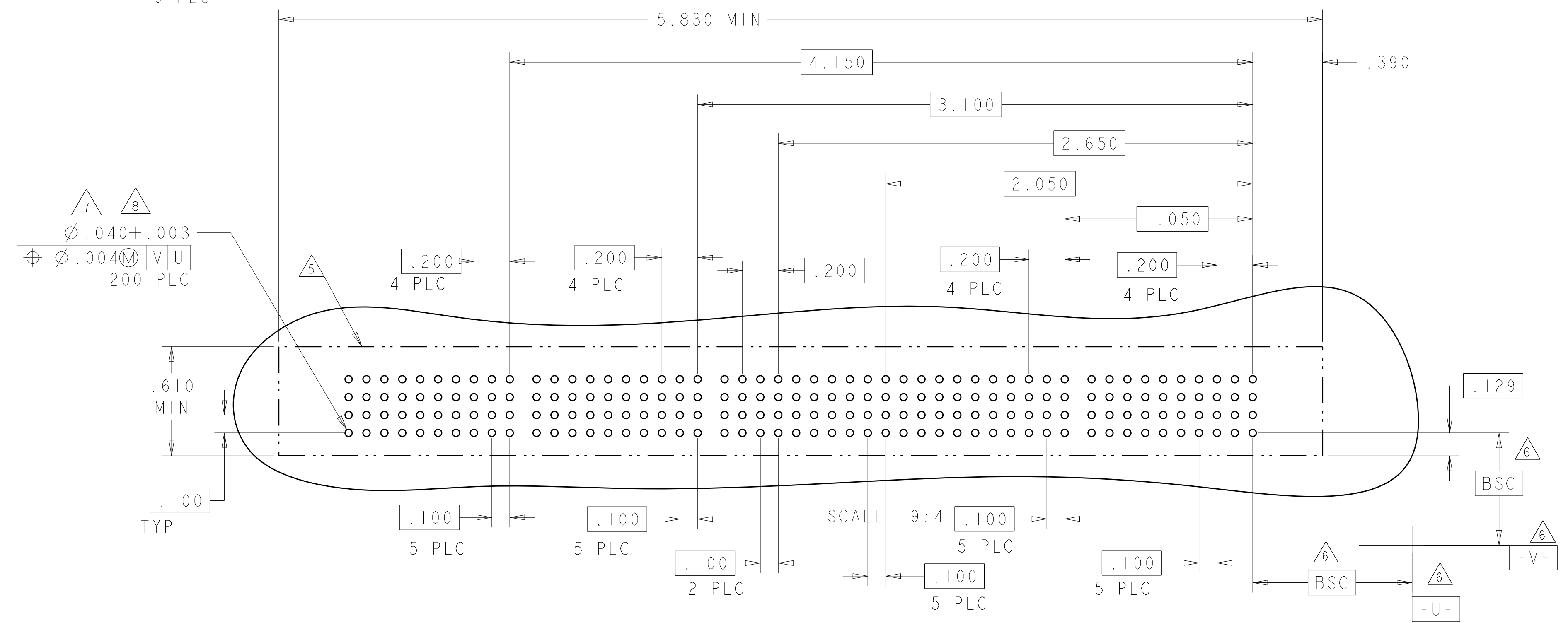
LOC	DIST	REV	DATE	APP'D
ES	00			

PART NUMBER	ROWS	POWER						SIGNAL					POWER						
		P12	P11	P10	P9	P8	P7	5	4	3	2	1	P6	P5	P4	P3	P2	P1	
I-6450540-2	DCBA	GP	GP	GP	GP	GP	GP	AP	AP	AP	AP	AP	AP	GP	GP	GP	GP	GP	GP
		GP	GP	GP	GP	GP	GP	AP	AP	AP	AP	AP	AP	GP	GP	GP	GP	GP	GP
		GP	GP	GP	GP	GP	GP	AP	AP	AP	AP	AP	AP	GP	GP	GP	GP	GP	GP
		GP	GP	GP	GP	GP	GP	AP	AP	AP	AP	AP	AP	GP	GP	GP	GP	GP	GP

PART NUMBER	ROWS	POWER			SIGNAL						POWER				
		P6	P5	P4	6	5	4	3	2	1	P3	P2	P1		
2-6450540-0	DCBA	GP	GP	GP	AP	AP	AP	AP	AP	AP	AP	AP	GP	GP	GP
		GP	GP	GP	AP	AP	AP	AP	AP	AP	AP	AP	GP	GP	GP
		GP	GP	GP	AP	AP	AP	AP	AP	AP	AP	AP	GP	GP	GP
		GP	GP	GP	AP	AP	AP	AP	AP	AP	AP	AP	GP	GP	GP



PART NUMBER	ROWS	POWER										SIGNAL						POWER											
		P22	P21	P20	P19	P18	P17	P16	P15	P14	P13	P12	P11	6	5	4	3	2	1	P10	P9	P8	P7	P6	P5	P4	P3	P2	P1
I-6450540-4	DCBA	GP	GP	GP	GP	GP	GP	GP	GP	GP	GP	GP	AP	AP	AP	AP	AP	AP	AP	GP	GP	GP	GP	GP	GP	GP	GP	GP	GP
		GP	GP	GP	GP	GP	GP	GP	GP	GP	GP	GP	AP	AP	AP	AP	AP	AP	AP	GP	GP	GP	GP	GP	GP	GP	GP	GP	GP
		GP	GP	GP	GP	GP	GP	GP	GP	GP	GP	GP	AP	AP	AP	AP	AP	AP	AP	GP	GP	GP	GP	GP	GP	GP	GP	GP	GP
		GP	GP	GP	GP	GP	GP	GP	GP	GP	GP	GP	AP	AP	AP	AP	AP	AP	AP	GP	GP	GP	GP	GP	GP	GP	GP	GP	GP



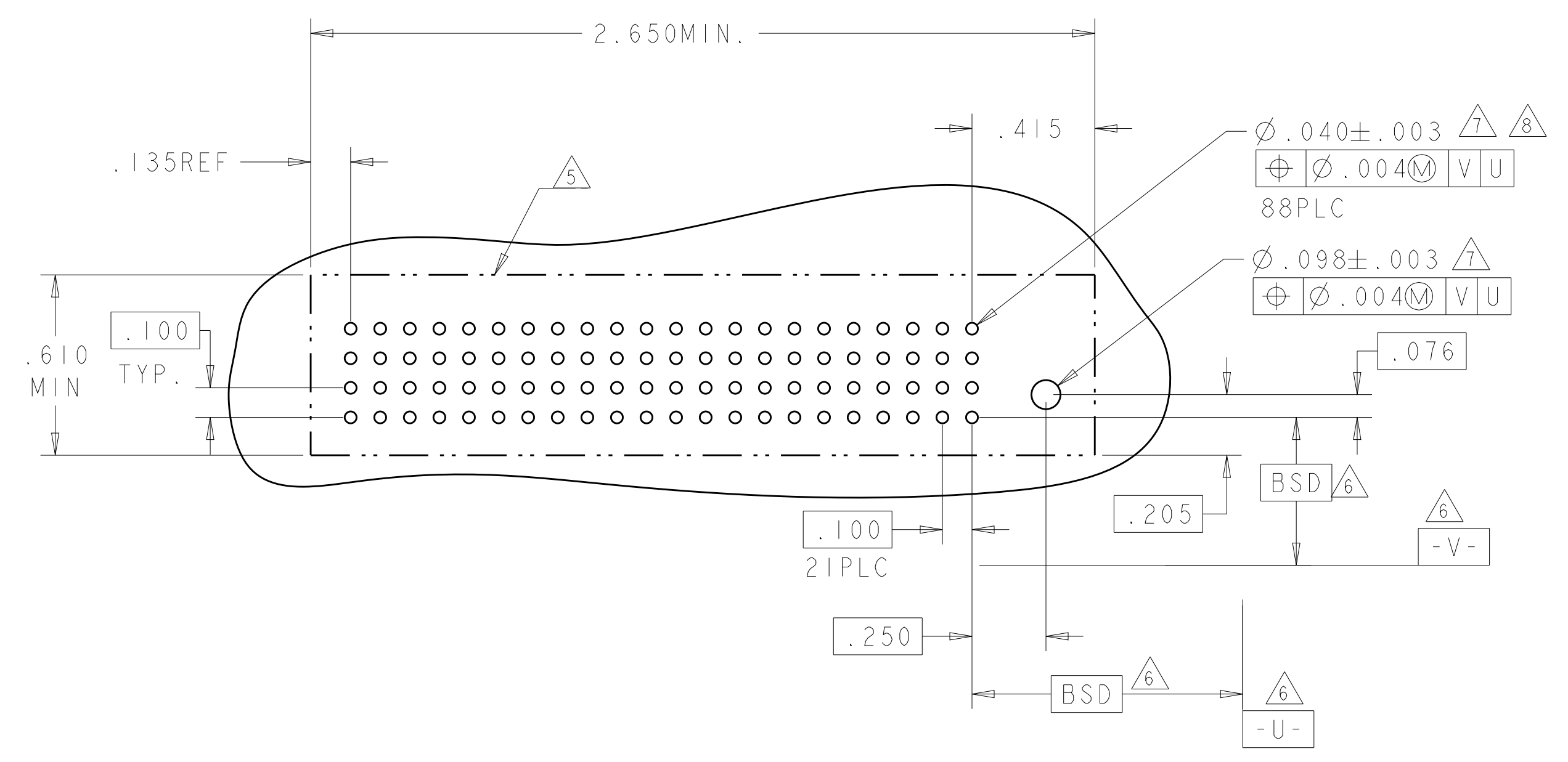
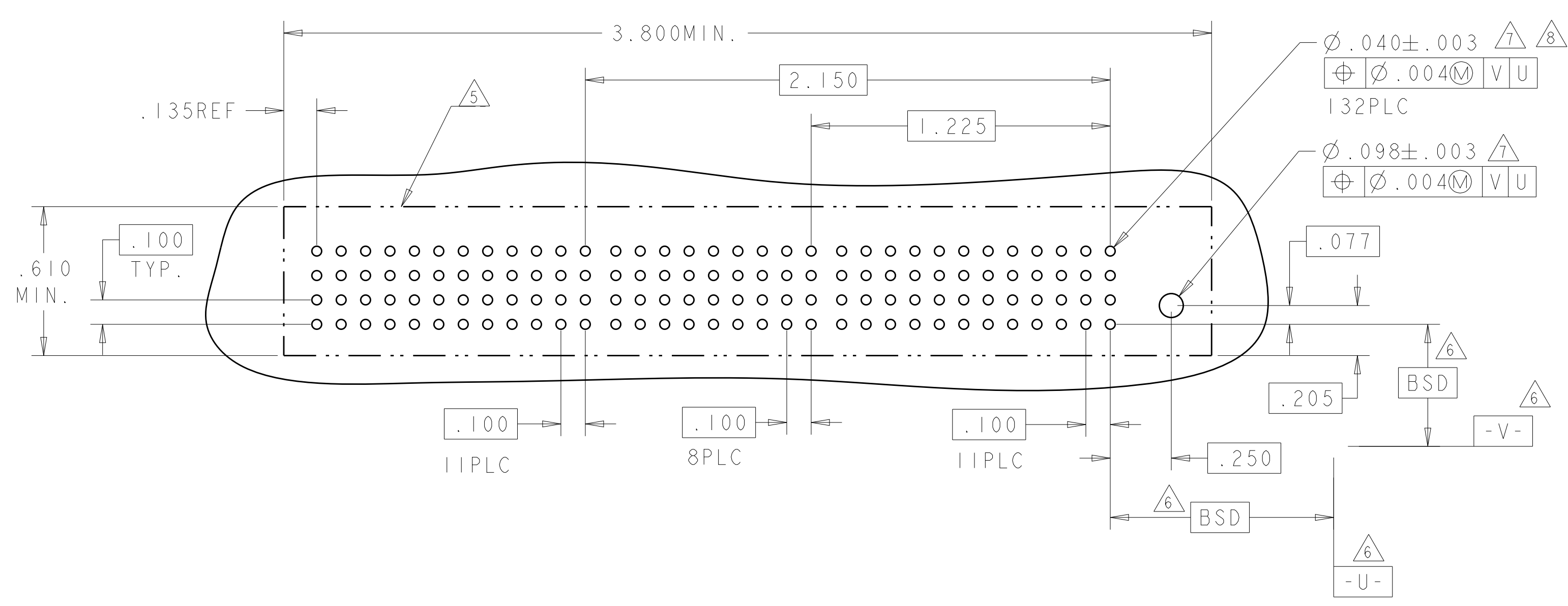
THIS DRAWING IS A CONTROLLED DOCUMENT.		OWN: R. GRZYBOWSKI 29APR05		TE Connectivity
DIMENSIONS: INCHES		CHK: M. PERCHERKE 29APR05		VERTICAL RECEPTACLE ASSEMBLY WITH GUIDES MULTI-BEAM XL
TOLERANCES UNLESS OTHERWISE SPECIFIED:		APVD: M. PERCHERKE	RESTRICTED TO	
0 PLC ±.01		PRODUCT SPEC	SIZE: CAGE CODE DRAWING NO	
1 PLC ±.01		APPLICATION SPEC	A100779C=6450540	
2 PLC ±.01		WEIGHT	SCALE: 2:1 SHEET 7 OF 19 REV: K9	
3 PLC ±.005		FINISH	CUSTOMER DRAWING	
4 PLC ±.002				
ANGLES ±.020				

LOC	DIST	REV	DATE	BY	APPD
ES	00				

REVISIONS				
REV	DATE	DESCRIPTION	BY	APPD
-	-	SEE SHEET 1	-	-

PART NUMBER	ROWS	POWER						SIGNAL								POWER						
		P21	P20	P19	P18	P17	P16	9	8	7	6	5	4	3	2	1	P6	P5	P4	P3	P2	P1
4-6450540-1	D C B A	GP	GP	GP	GP	GP	GP	AP	AP	AP	AP	AP	AP	AP	AP	AP	GP	GP	GP	GP	GP	GP
		GP	GP	GP	GP	GP	GP	AP	AP	AP	AP	AP	AP	AP	AP	AP	GP	GP	GP	GP	GP	GP
		GP	GP	GP	GP	GP	GP	AP	AP	AP	AP	AP	AP	AP	AP	AP	GP	GP	GP	GP	GP	GP
		GP	GP	GP	GP	GP	GP	AP	AP	AP	AP	AP	AP	AP	AP	AP	GP	GP	GP	GP	GP	GP
6HDP + 36S + 6HDP																						

PART NUMBER	ROWS	POWER									
		P11	P10	P9	P8	P7	P6	P5	P3	P2	P1
4-6450540-2	D C B A	GP	GP	GP	GP	GP	GP	GP	GP	GP	GP
		GP	GP	GP	GP	GP	GP	GP	GP	GP	GP
		GP	GP	GP	GP	GP	GP	GP	GP	GP	GP
		GP	GP	GP	GP	GP	GP	GP	GP	GP	GP
11HDP											



THIS DRAWING IS A CONTROLLED DOCUMENT.

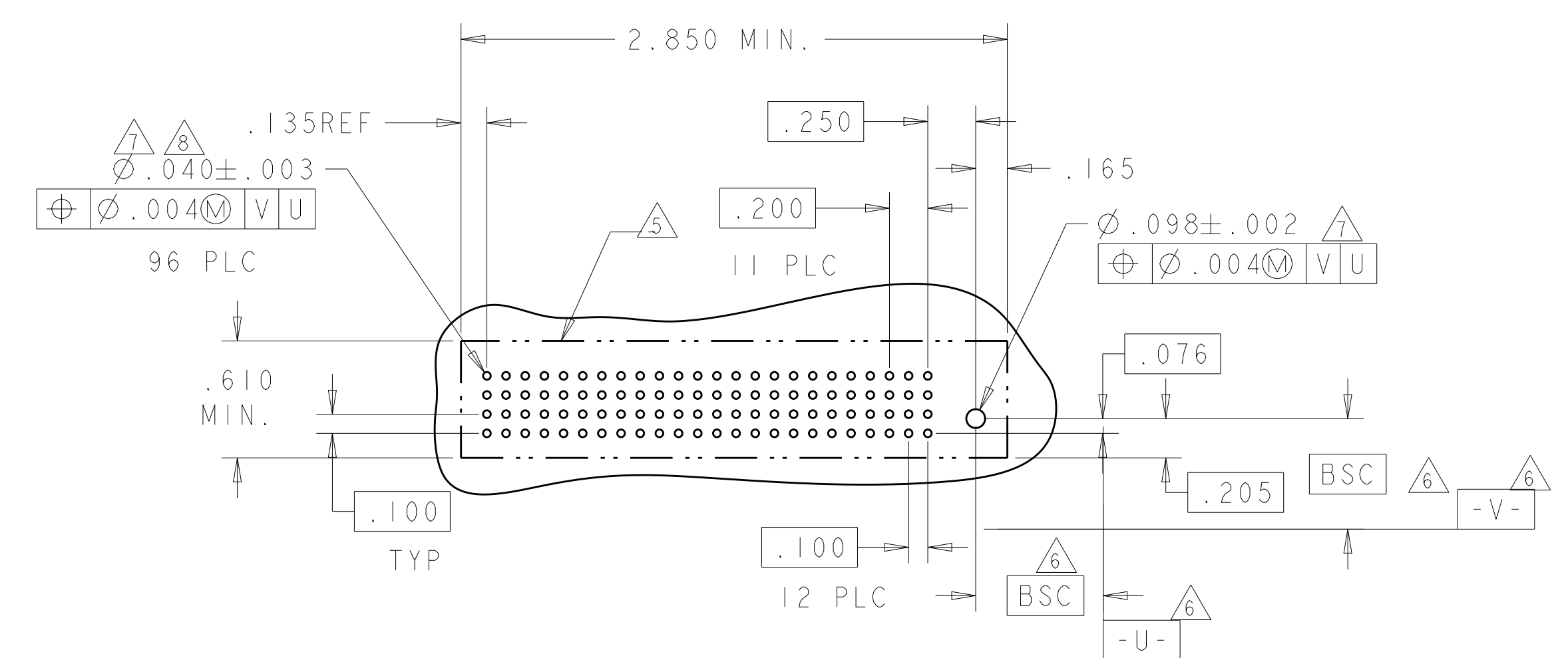
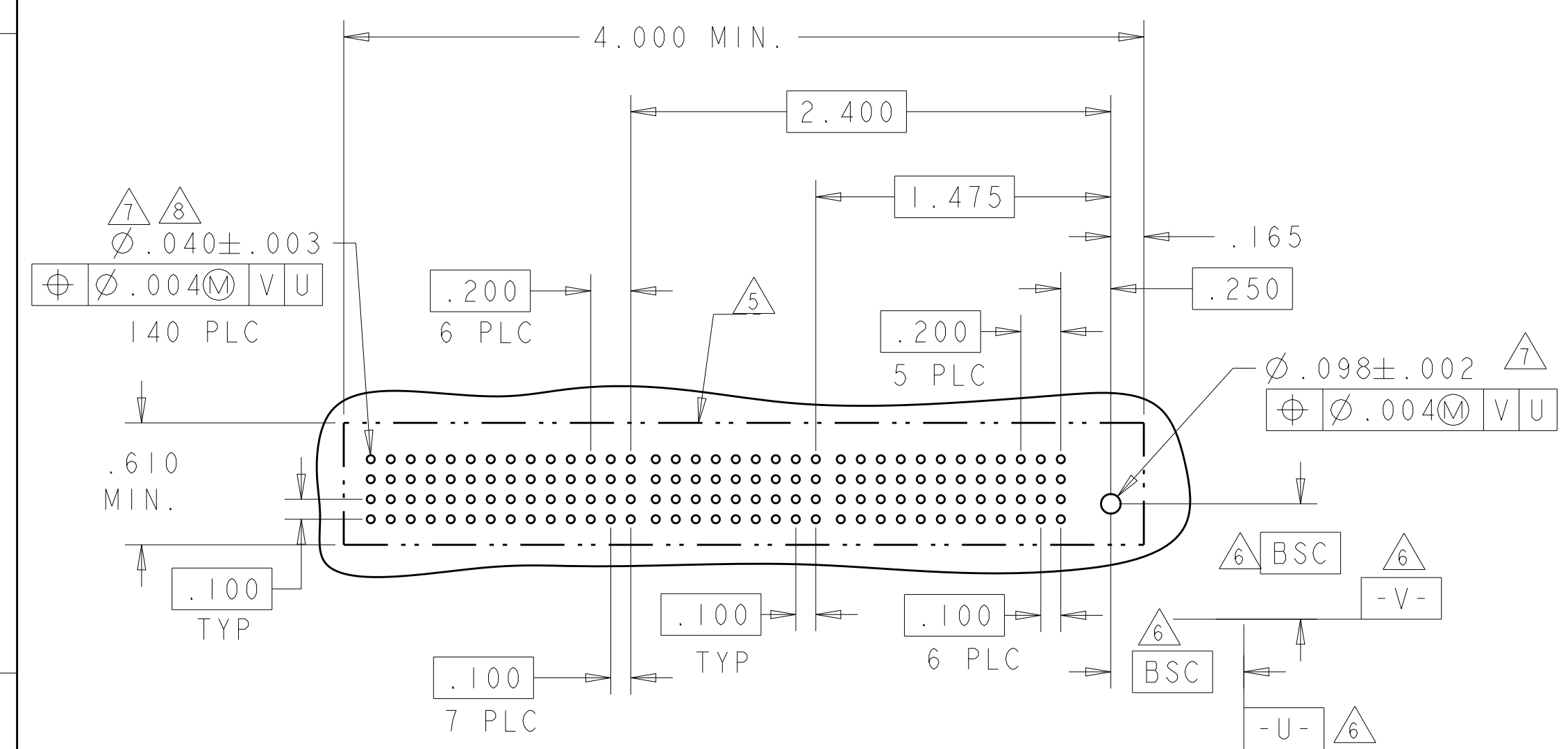
DIMENSIONS: INCHES	TOLERANCES UNLESS OTHERWISE SPECIFIED: 0 PLC ±. 1 PLC ±.01 2 PLC ±.01 3 PLC ±.005 4 PLC ±.0020 ANGLES ±.2°	FINISH	OWN: R. GRZYBOWSKI 29APR05 CHK: M. PERCHERKE 29APR05 APVD: M. PERCHERKE PRODUCT SPEC: 108-1973 APPLICATION SPEC: 114-13038 WEIGHT: - CUSTOMER DRAWING	NAME: VERTICAL RECEPTACLE ASSEMBLY WITH GUIDES MULTI-BEAM XL SIZE: A1 CAGE CODE: 100779 DRAWING NO: C=6450540 SCALE: 2:1 SHEET 10 OF 19 REV: K9
-----------------------	--	--------	---	---

4805 (3/11)

LOC	DIST	REV	DATE	BY	APPV
ES	00				
		REVISIONS			
		DESCRIPTION	DATE	BY	APPV
		SEE SHEET 1			

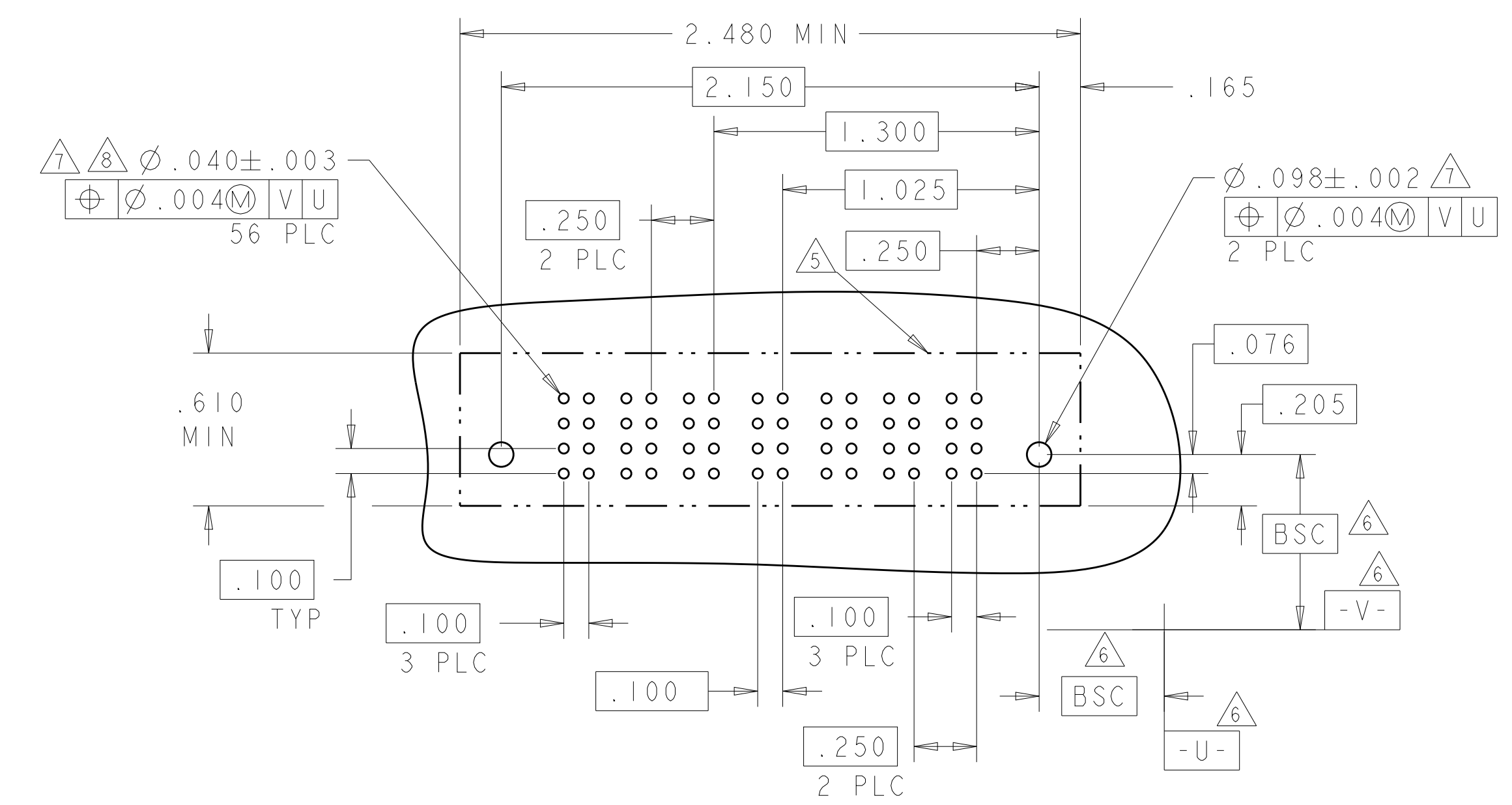
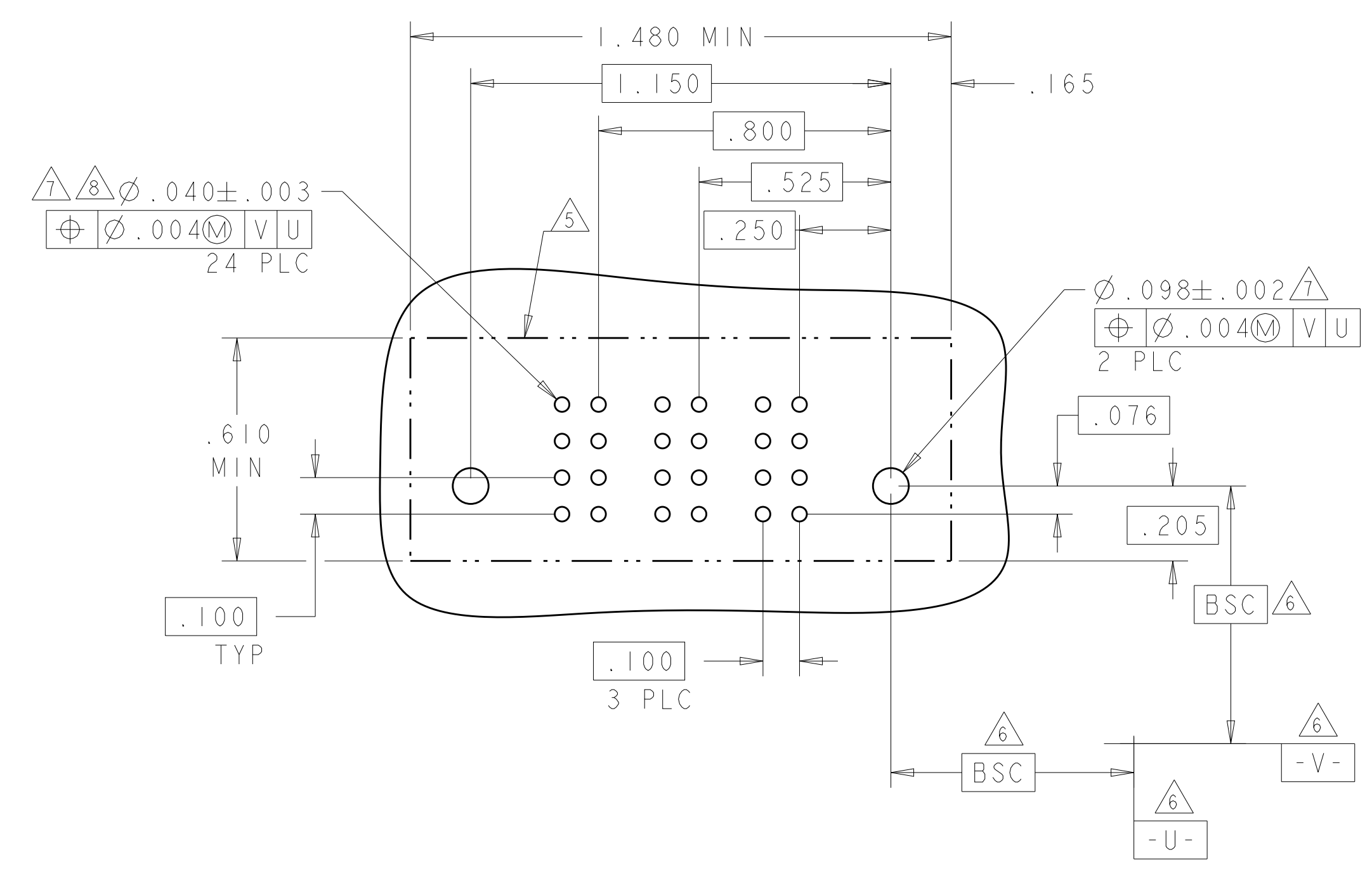
PART NUMBER	ROWS	POWER						SIGNAL										POWER						HD
		P13	P12	P11	P10	P9	P8	P7	9	8	7	6	5	4	3	2	1	P6	P5	P4	P3	P2	P1	
4-6450540-4	D C B A	GS	GS	GS	GS	GS	GS	GS	AP	AP	AP	AP	AP	AP	AP	AP	AP	GS	GS	GS	GS	GS	GS	HD
		GS	GS	GS	GS	GS	GS	GS	AP	AP	AP	AP	AP	AP	AP	AP	AP	GS	GS	GS	GS	GS	GS	
		GS	GS	GS	GS	GS	GS	GS	AP	AP	AP	AP	AP	AP	AP	AP	AP	GS	GS	GS	GS	GS	GS	
6HDP + 36S + 7HDP																								

PART NUMBER	ROWS	POWER										HD
		P12	P11	P10	P9	P8	P7	P6	P5	P3	P2	
4-6450540-5	D C B A	GS	GS	GS	GS	GS	GS	GS	GS	GS	GS	HD
		GS	GS	GS	GS	GS	GS	GS	GS	GS	GS	
		GS	GS	GS	GS	GS	GS	GS	GS	GS	GS	
12HDP												



PART NUMBER	ROWS	POWER		SIGNAL		POWER		HD
		P2	2	1	P1			
4-6450540-6	D C B A	GS	AP	AP	GS	GS	HD	
		GS	AP	AP	GS	GS	HD	
		GS	AP	AP	GS	GS	HD	
IP + 8S + IP								

PART NUMBER	ROWS	POWER			SIGNAL		POWER			HD
		P6	P5	P4	2	1	P3	P2	P1	
4-6450540-7	D C B A	HP	HP	HP	BP	BP	HP	HP	HP	HD
		HP	HP	HP	BP	BP	HP	HP	HP	
		HP	HP	HP	BP	BP	HP	HP	HP	
3P + 8S + 3P										



THIS DRAWING IS A CONTROLLED DOCUMENT.

DIMENSIONS:	TOLERANCES UNLESS OTHERWISE SPECIFIED:	OWN: R. GRZYBOWSKI	29APR05
INCHES	0 PLC ±.01	CHK: M. PERCHERKE	29APR05
	1 PLC ±.01	APPV: M. PERCHERKE	
	2 PLC ±.01	PRODUCT SPEC	
	3 PLC ±.005	108-1973	
	4 PLC ±.002	APPLICATION SPEC	
	ANGLES ±.020	114-13038	
MATERIAL	FINISH	WEIGHT	

NAME: VERTICAL RECEPTACLE ASSEMBLY WITH GUIDES MULTI-BEAM XL

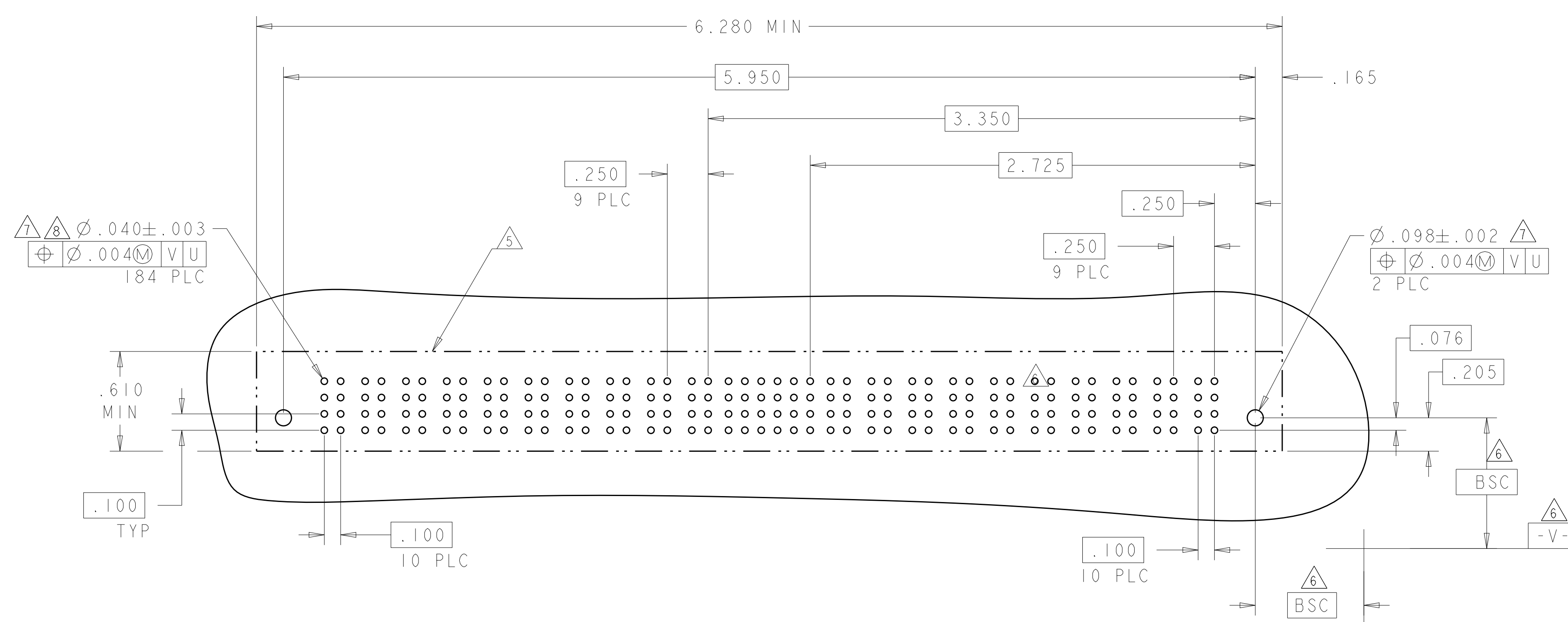
SIZE: A1 100779 C=6450540

CUSTOMER DRAWING SCALE: 2:1 SHEET 11 OF 19 REV: K9

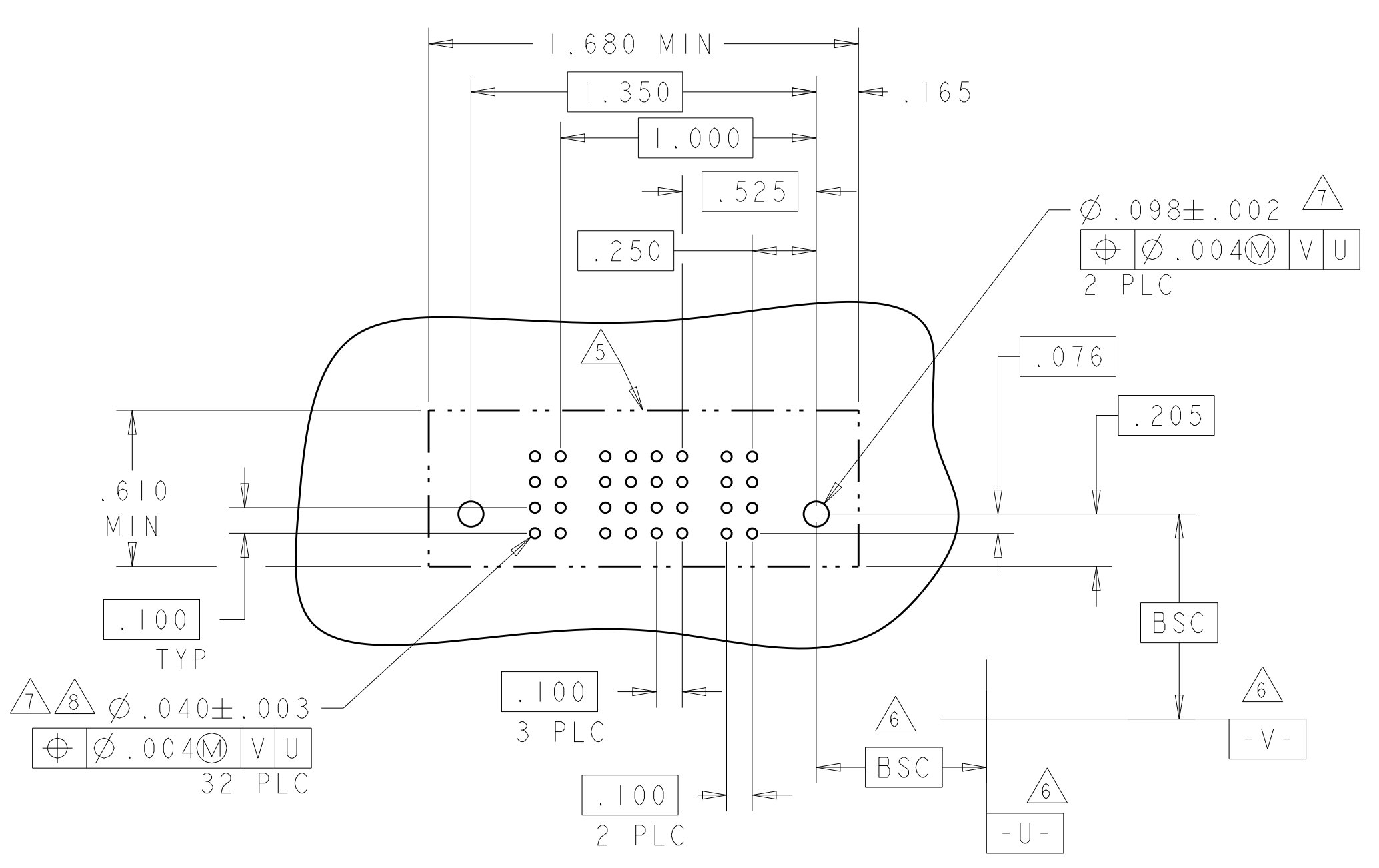
LOC	DIST	REV	DATE	BY	APPV
ES	00				

REVISIONS			
NO	DATE	DESCRIPTION	BY
1		SEE SHEET 1	

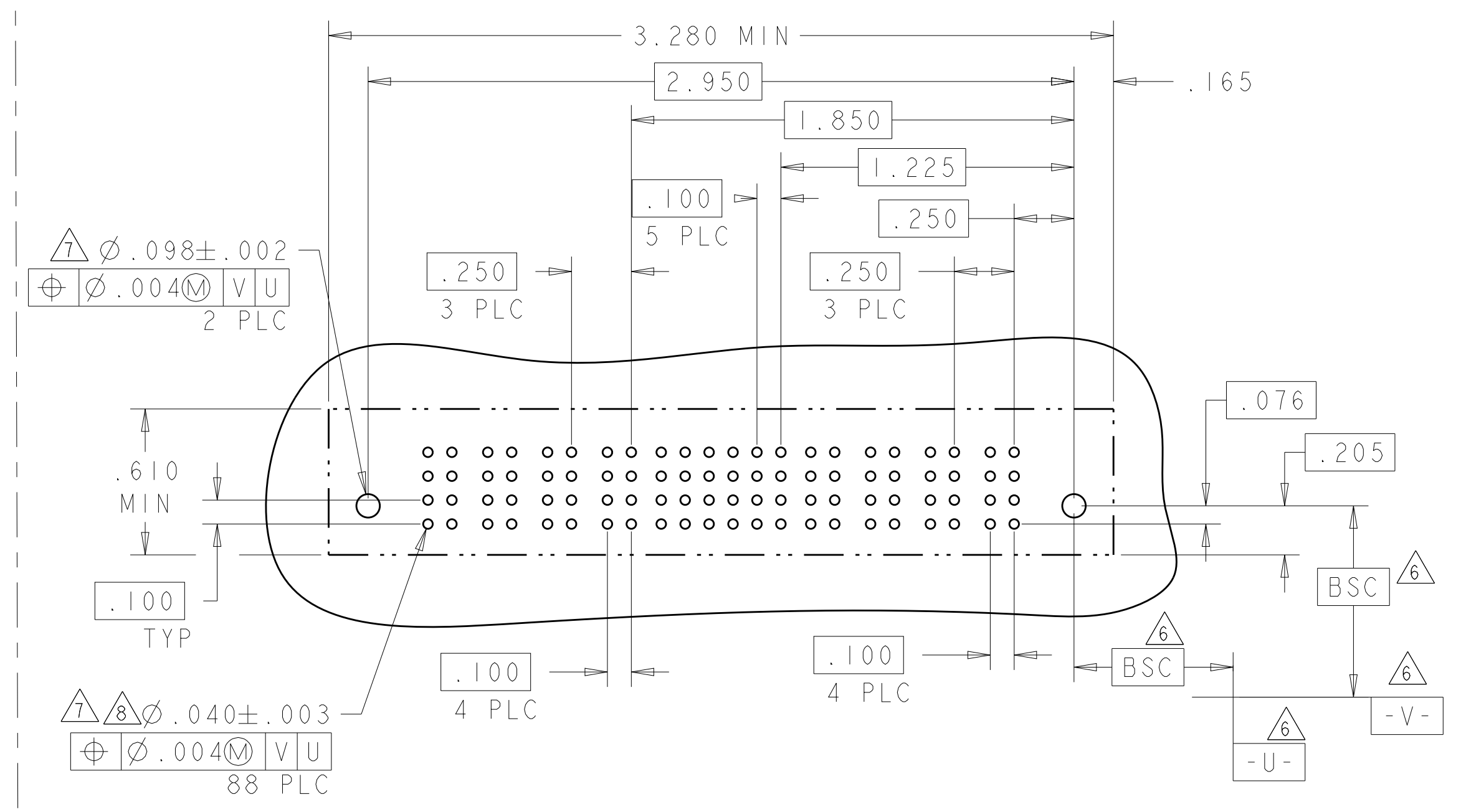
PART NUMBER	ROWS	POWER										SIGNAL						POWER											
		P20	P19	P18	P17	P16	P15	P14	P13	P12	P11	6	5	4	3	2	1	P10	P9	P8	P7	P6	P5	P4	P3	P2	P1		
5-6450540-0	D C B A	GS	GS	GS	GS	GS	GS	GS	GS	GS	GS	AP	AP	AP	AP	AP	AP	GS	GS	GS	GS	GS	GS	GS	GS	GS	GS		
		GS	GS	GS	GS	GS	GS	GS	GS	GS	GS	AP	AP	AP	AP	AP	AP	GS	GS	GS	GS	GS	GS	GS	GS	GS	GS		
		GS	GS	GS	GS	GS	GS	GS	GS	GS	GS	AP	AP	AP	AP	AP	AP	GS	GS	GS	GS	GS	GS	GS	GS	GS	GS		
		GS	GS	GS	GS	GS	GS	GS	GS	GS	GS	AP	AP	AP	AP	AP	AP	GS	GS	GS	GS	GS	GS	GS	GS	GS	GS		
10P + 24S + 10P																													



PART NUMBER	ROWS	POWER		SIGNAL				POWER	
		P2	P1	4	3	2	1	P2	P1
5-6450540-2	D C B A	GS	GS	AP	AP	AP	AP	GS	GS
		GS	GS	AP	AP	AP	AP	GS	GS
		GS	GS	AP	AP	AP	AP	GS	GS
		GS	GS	AP	AP	AP	AP	GS	GS
1P + 16S + 1P									



PART NUMBER	ROWS	POWER				SIGNAL						POWER			
		P8	P7	P6	P5	6	5	4	3	2	1	P4	P3	P2	P1
5-6450540-3	D C B A	GS	GS	GS	GS	AP	AP	AP	AP	AP	AP	GS	GS	GS	GS
		GS	GS	GS	GS	AP	AP	AP	AP	AP	AP	GS	GS	GS	GS
		GS	GS	GS	GS	AP	AP	AP	AP	AP	AP	GS	GS	GS	GS
		GS	GS	GS	GS	AP	AP	AP	AP	AP	AP	GS	GS	GS	GS
4P + 24S + 4P															



THIS DRAWING IS A CONTROLLED DOCUMENT.

DIMENSIONS: INCHES	TOLERANCES UNLESS OTHERWISE SPECIFIED: 0 PLC ± .01 1 PLC ± .01 2 PLC ± .01 3 PLC ± .005 4 PLC ± .002 ANGLES ± .2°	OWN: R. GRZYBOWSKI 29APR05 CHK: M. PERCHERKE 29APR05 APVD: M. PERCHERKE PRODUCT SPEC: 108-1973 APPLICATION SPEC: 114-13038 WEIGHT: -	NAME: VERTICAL RECEPTACLE ASSEMBLY WITH GUIDES MULTI-BEAM XL SIZE: A1 CAGE CODE: 6450540 DRAWING NO: 100779 SCALE: 2:1 SHEET: 13 OF 19 REV: K9
-----------------------	---	---	--

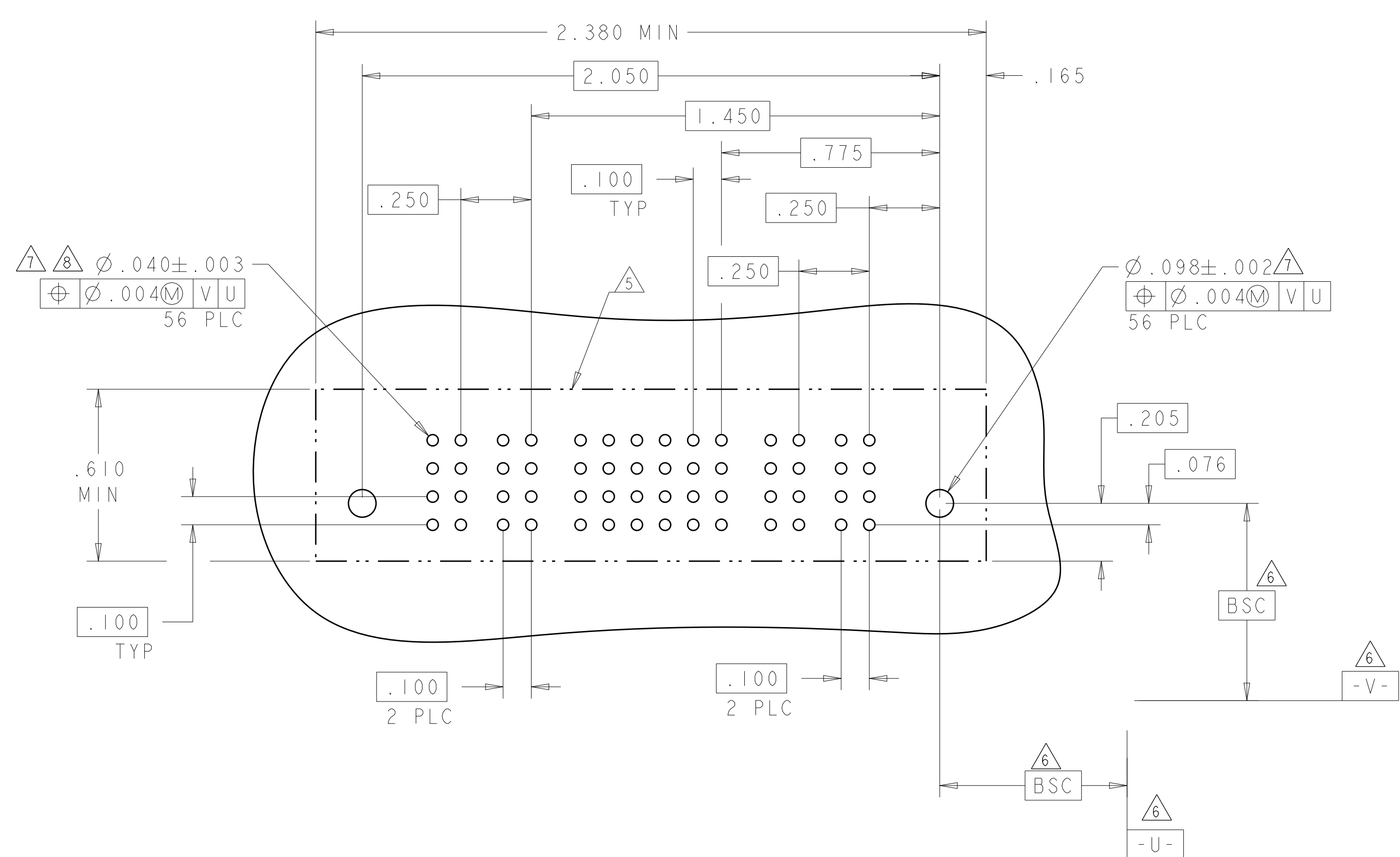
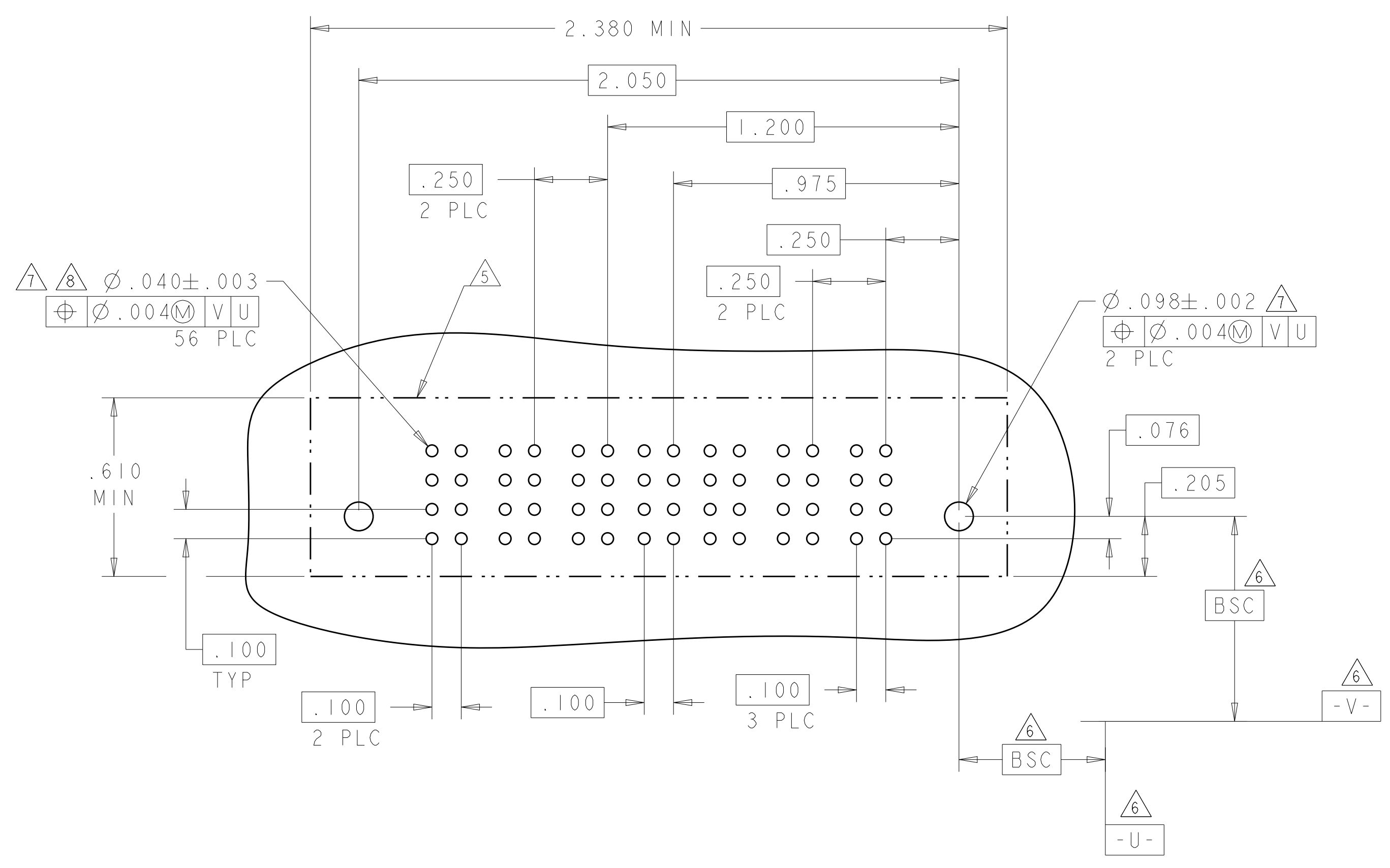
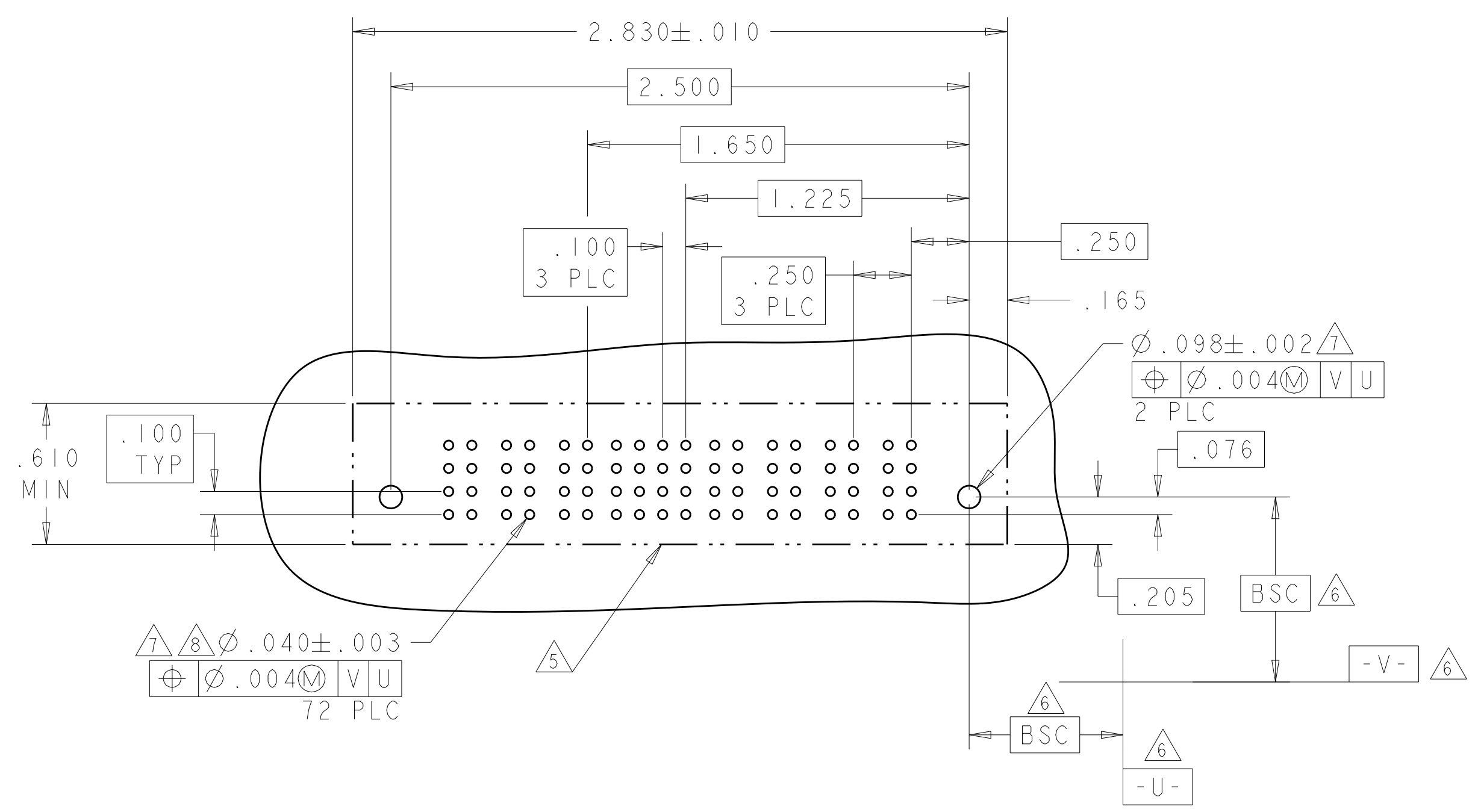
MATERIAL: - FINISH: -
CUSTOMER DRAWING

PART NUMBER	ROWS	POWER			SIGNAL			POWER				
		P7	P6	P5	4	3	2	1	P4	P3	P2	P1
5-6450540-4	D C B A	VS	VS	VS	P	P	P	P	VS	VS	VS	VS

4P + 16S + 3P

PART NUMBER	ROWS	POWER			SIGNAL		POWER		
		P6	P5	P4	2	1	P3	P2	P1
5-6450540-5	D C B A	GS	GS	GS	AP	AP	GS	GS	GS

3P + 8S + 3P



PART NUMBER	ROWS	POWER		SIGNAL						POWER			
		P4	P3	6	5	4	3	2	1	P2	P1		
5-6450540-9	D C B A	GS	GS	AP	AP	AP	AP	AP	AP	AP	AP	GS	GS

2P + 24S + 2P

THIS DRAWING IS A CONTROLLED DOCUMENT.

OWN: R. GRZYBOWSKI 29APR05
 CHK: M. PERCHERKE 29APR05
 APVD: M. PERCHERKE

DIMENSIONS: INCHES
 TOLERANCES UNLESS OTHERWISE SPECIFIED:
 0 PLC ±.
 1 PLC ±.01
 2 PLC ±.01
 3 PLC ±.005
 4 PLC ±.002
 ANGLES ±.020

MATERIAL: FINISH: 27°

WEIGHT: CUSTOMER DRAWING

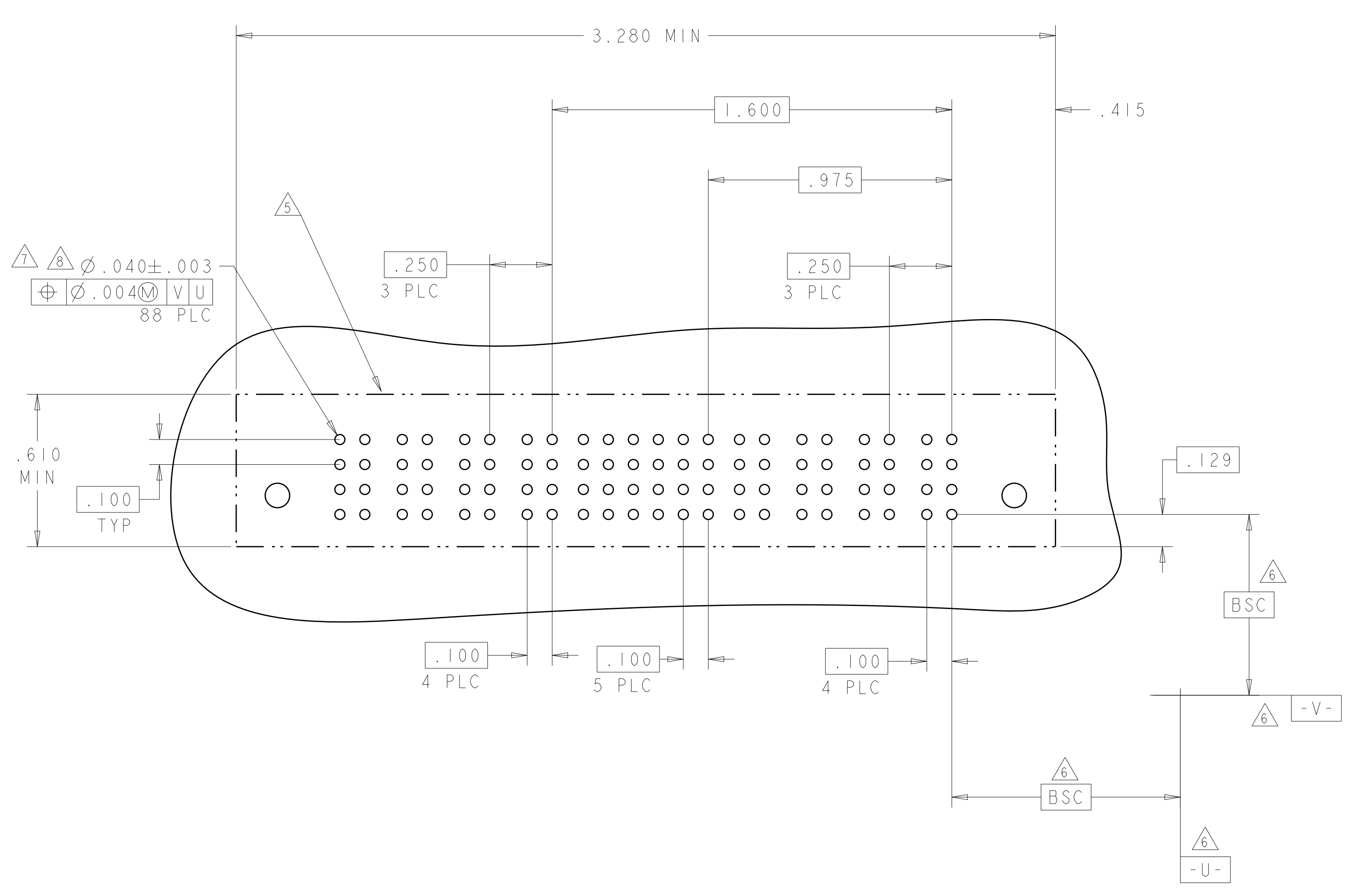
NAME: VERTICAL RECEPTACLE ASSEMBLY WITH GUIDES MULTI-BEAM XL
 PRODUCT SPEC: 108-1973
 APPLICATION SPEC: 114-13038

SIZE: A1
 CAGE CODE: 6450540
 DRAWING NO: 100779

SCALE: 2:1
 SHEET: 14 OF 19
 REV: K9

LOC		DIST		REVISIONS			
ES	00	P	LTH	DESCRIPTION	DATE	DWN	APVD
		-		SEE SHEET 1			

PART NUMBER	ROWS	POWER				SIGNAL						POWER			
		P8	P7	P6	P5	6	5	4	3	2	1	P4	P3	P2	P1
6-6450540-0	D C B A	GS	GS	GS	GS	AP	AP	AP	AP	AP	AP	GS	GS	GS	GS
						AP	AP	AP	AP	AP	AP				
						AP	AP	AP	AP	AP	AP				
						AP	AP	AP	AP	AP	AP				
4P + 24S + 4P															

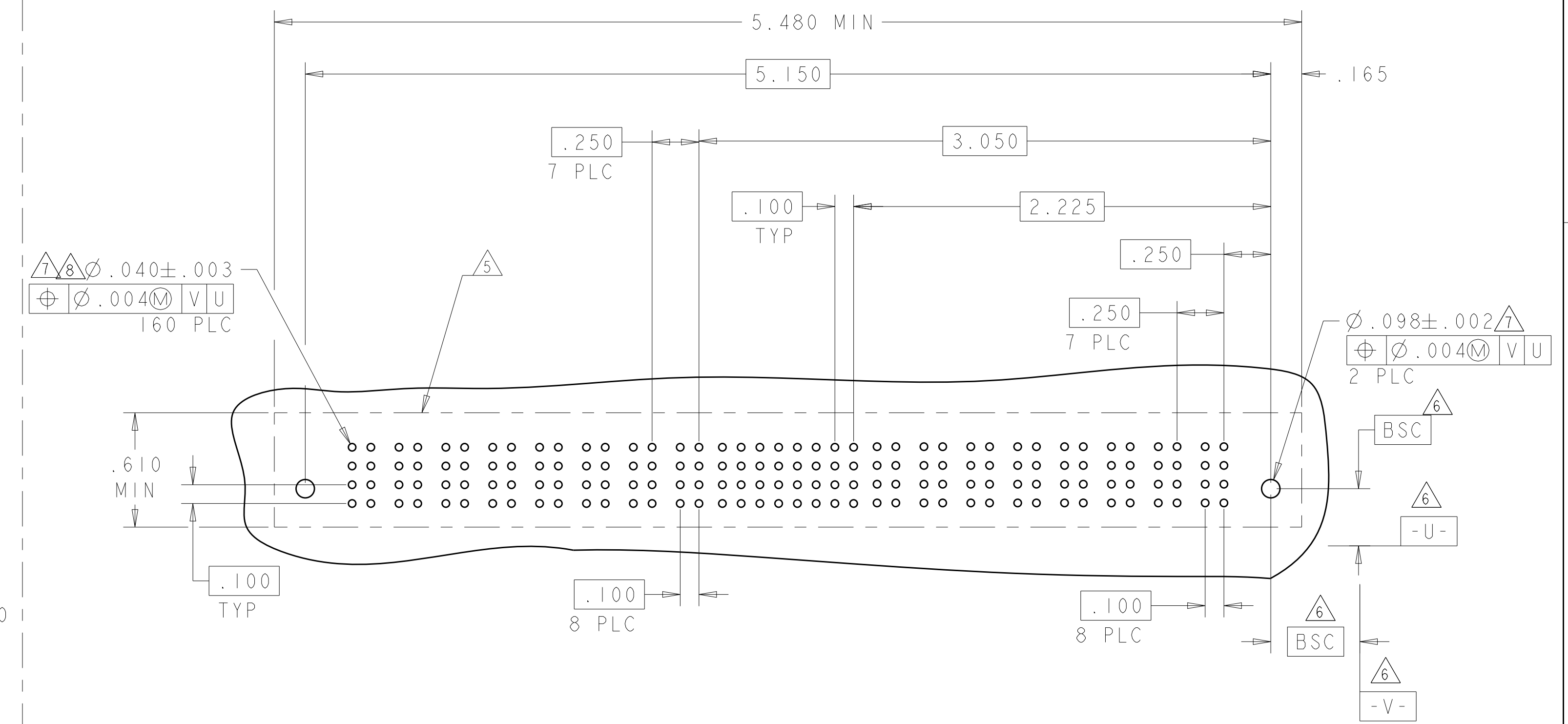
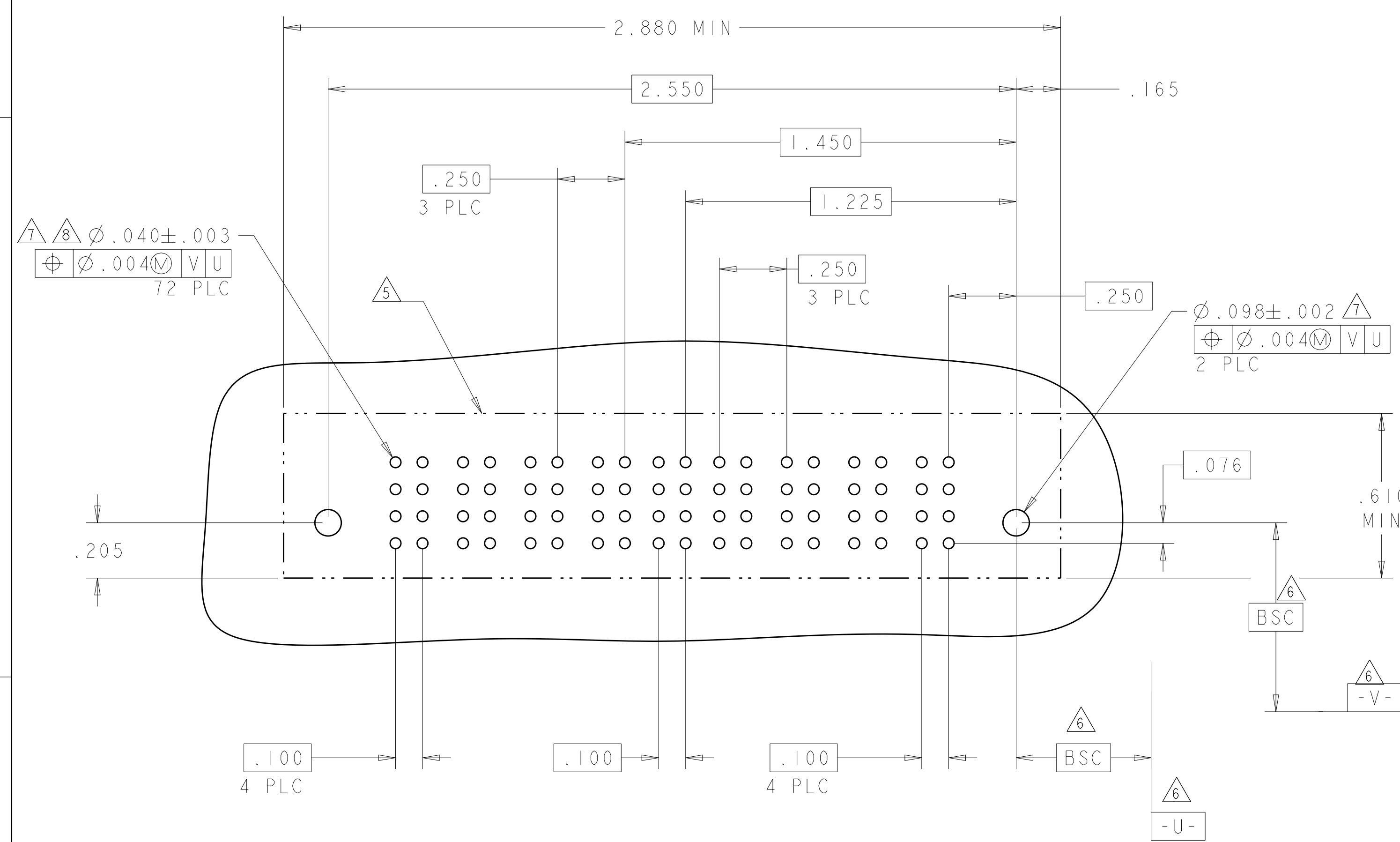


THIS DRAWING IS A CONTROLLED DOCUMENT.		DWN R. GRZYBOWSKI 29APR05	TE Connectivity
DIMENSIONS: INCHES		CHK M. PERCHERKE 29APR05	
		APVD M. PERCHERKE	NAME VERTICAL RECEPTACLE ASSEMBLY WITH GUIDES MULTI-BEAM XL
TOLERANCES UNLESS OTHERWISE SPECIFIED:		PRODUCT SPEC	SIZE A100779
0 PLC ±		108-1973	CAGE CODE 6450540
1 PLC ±.01		APPLICATION SPEC	RESTRICTED TO
2 PLC ±.01		114-13038	
3 PLC ±.005		WEIGHT	
4 PLC ±.0020		CUSTOMER DRAWING	
ANGLES ±.2°		SCALE 2:1	SHEET 15 OF 19
FINISH		REV K9	

LOC	DIST	REVISIONS			
P	LTN	DESCRIPTION	DATE	DMN	APVD
-	-	SEE SHEET 1	-	-	-

PART NUMBER	ROWS	POWER				SIGNAL		POWER					
		P8	P7	P6	P5	2	1	P4	P3	P2	P1		
6-6450540-5	D C B A	HD	GS	GS	GS	GS	AP	AP	GS	GS	GS	GS	HD
							AP	AP					
							AP	AP					
							AP	AP					
4P + 8S + 4P													

PART NUMBER	ROWS	POWER								SIGNAL								POWER									
		P16	P15	P14	P13	P12	P11	P10	P9	8	7	6	5	4	3	2	1	P8	P7	P6	P5	P4	P3	P2	P1		
4-6450540-9	D	HD	GS	GS	GS	GS	GS	GS	GS	AP	AP	AP	AP	AP	AP	AP	AP	GS	GS	GS	GS	GS	GS	GS	GS		
	C									AP	AP	AP	AP	AP	AP	AP											
	B									AP	AP	AP	AP	AP	AP	AP											
A	HD	AP	AP	AP	AP	AP	AP	AP	AP	AP	AP	AP	AP	AP	AP	AP	AP	GS	GS	GS	GS	GS	GS	GS	GS		
8P + 32S + 8P																											



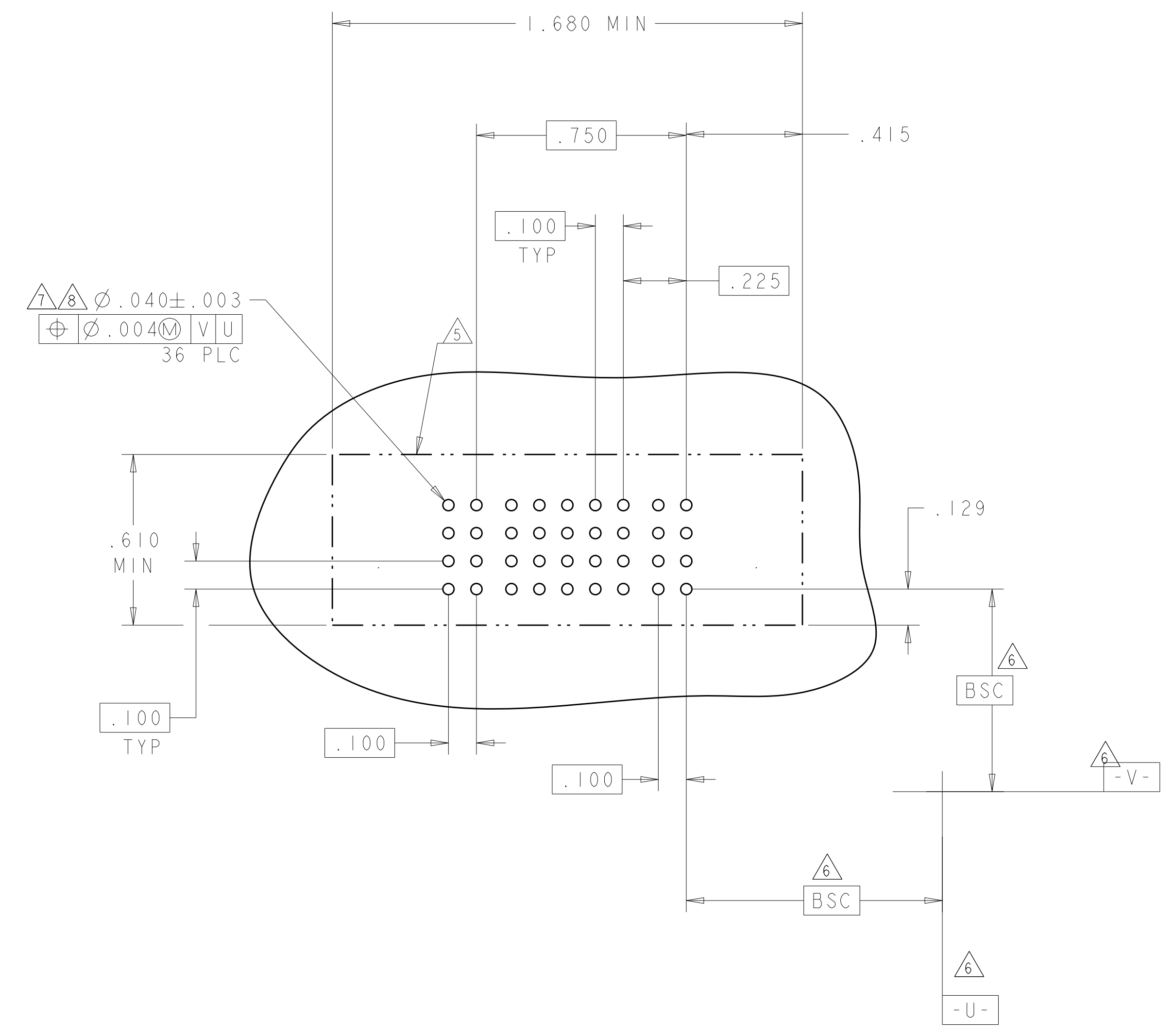
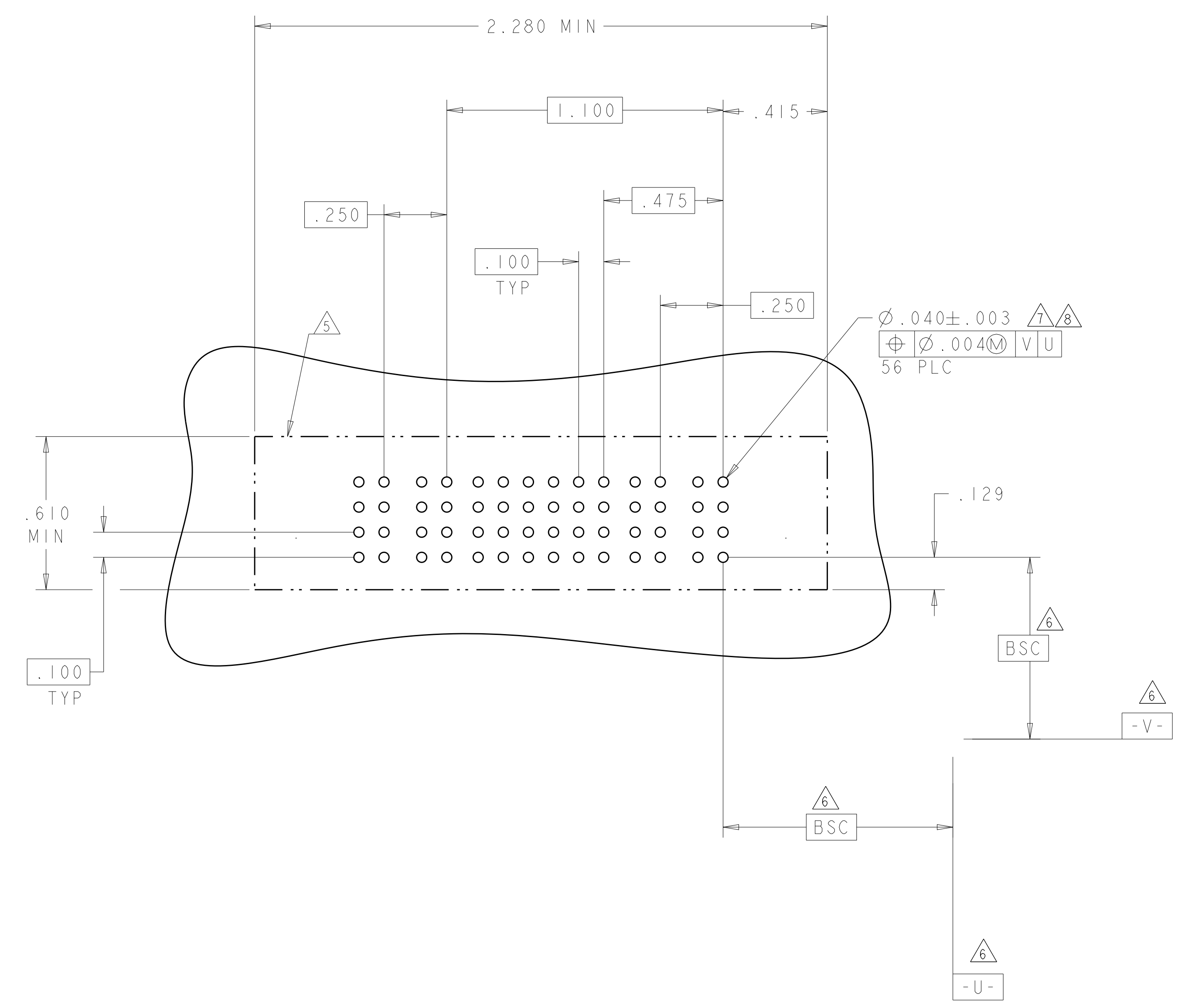
THIS DRAWING IS A CONTROLLED DOCUMENT.

DIMENSIONS: INCHES	TOLERANCES UNLESS OTHERWISE SPECIFIED: 0 PLC ±. 1 PLC ±.01 2 PLC ±.01 3 PLC ±.005 4 PLC ±.002 ANGLES ±.020	DMN: R. GRZYBOWSKI CHK: M. PERCHERKE APVD: M. PERCHERKE	29APR05 29APR05	 TE Connectivity	NAME: VERTICAL RECEPTACLE ASSEMBLY WITH GUIDES MULTI-BEAM XL
MATERIAL:	FINISH:	PRODUCT SPEC: 108-1973	APPLICATION SPEC: 114-13038		SIZE: A1 CAGE CODE: 00779 DRAWING NO: C=6450540
CUSTOMER DRAWING		SCALE: 2:1		SHEET 18 OF 19 REV: K9	

LOC	DIST	REVISIONS			
P	LTN	DESCRIPTION	DATE	OWN	APVD
-	-	SEE SHEET 1	-	-	-

PART NUMBER	ROWS	POWER		SIGNAL						POWER		
		P4	P3	6	5	4	3	2	1	P2	PI	
1-6450540-0	D C B A	GP	GP	AP	AP	AP	AP	AP	AP	AP	GP	GP
				AP	AP	AP	AP	AP	AP			
				AP	AP	AP	AP	AP	AP			
				AP	AP	AP	AP	AP	AP			
2P + 24S + 2P												

PART NUMBER	ROWS	POWER		SIGNAL						POWER	
		P2	5	4	3	2	1	PI			
6-6450540-6	D C B A	GS	GS	AP	AP	AP	AP	AP	AP	GS	GS
				AP	AP	AP	AP	AP	AP		
				AP	AP	AP	AP	AP	AP		
				AP	AP	AP	AP	AP	AP		
1P + 20S + 1P											



THIS DRAWING IS A CONTROLLED DOCUMENT.		OWN: R. GRZYBOWSKI 29APR05	TE Connectivity
DIMENSIONS: INCHES		CHK: M. PERCHERKE 29APR05	
TOLERANCES UNLESS OTHERWISE SPECIFIED:		APVD: M. PERCHERKE	NAME: VERTICAL RECEPTACLE ASSEMBLY WITH GUIDES MULTI-BEAM XL
0 PLC ± 1 PLC ±.01 2 PLC ±.01 3 PLC ±.005 4 PLC ±.002 ANGLES ±.020		PRODUCT SPEC: 108-1973	SIZE: A1
MATERIAL: FINISH: #2		APPLICATION SPEC: 114-13038	CAGE CODE: 6450540
WEIGHT: -		CUSTOMER DRAWING	SCALE: 2:1 SHEET 19 OF 19 REV: K9



Компания «ЭлектроПласт» предлагает заключение долгосрочных отношений при поставках импортных электронных компонентов на взаимовыгодных условиях!

Наши преимущества:

- Оперативные поставки широкого спектра электронных компонентов отечественного и импортного производства напрямую от производителей и с крупнейших мировых складов;
- Поставка более 17-ти миллионов наименований электронных компонентов;
- Поставка сложных, дефицитных, либо снятых с производства позиций;
- Оперативные сроки поставки под заказ (от 5 рабочих дней);
- Экспресс доставка в любую точку России;
- Техническая поддержка проекта, помощь в подборе аналогов, поставка прототипов;
- Система менеджмента качества сертифицирована по Международному стандарту ISO 9001;
- Лицензия ФСБ на осуществление работ с использованием сведений, составляющих государственную тайну;
- Поставка специализированных компонентов (Xilinx, Altera, Analog Devices, Intersil, Interpoint, Microsemi, Aeroflex, Peregrine, Syfer, Eurofarad, Texas Instrument, Miteq, Cobham, E2V, MA-COM, Hittite, Mini-Circuits, General Dynamics и др.);

Помимо этого, одним из направлений компании «ЭлектроПласт» является направление «Источники питания». Мы предлагаем Вам помощь Конструкторского отдела:

- Подбор оптимального решения, техническое обоснование при выборе компонента;
- Подбор аналогов;
- Консультации по применению компонента;
- Поставка образцов и прототипов;
- Техническая поддержка проекта;
- Защита от снятия компонента с производства.



Как с нами связаться

Телефон: 8 (812) 309 58 32 (многоканальный)

Факс: 8 (812) 320-02-42

Электронная почта: org@eplast1.ru

Адрес: 198099, г. Санкт-Петербург, ул. Калинина, дом 2, корпус 4, литера А.