



METAL DIP CLOCK OSCILLATOR

FEATURES

- Standard 14 Pin or 8 Pin DIP Footprint
- HCMOS/TTL Compatible
- **Fundamental and 3RD Overtone Crystals**
- Frequency Range 1.0 – 105.561 MHz
- Frequency Stability, ± 50 ppm Standard (± 25 ppm and ± 20 ppm available)
- +5.0Vdc Operation
- Operating Temperature to -40°C to $+85^{\circ}\text{C}$
- Output Enable Option
- **RoHS/Green Compliant (6/6)**

DESCRIPTION

The MXO45/MXO45HS is a DIP packaged Clock oscillator offering reliable performance at an economical cost. The enhanced stability means it is the perfect choice for today's communications applications that require tight frequency control.



ORDERING INFORMATION



Not all performance combinations and frequencies may be available.
Contact your local CTS Representative or CTS Customer Service for availability.

Example Part Number: MXO45-3C-32M7680 or MXO45HS-3C-32M7680

ELECTRICAL CHARACTERISTICS

	PARAMETER	SYMBOL	CONDITIONS	MIN	TYP	MAX	UNIT	
Absolute Maximums	Maximum Supply Voltage	V_{CC}	-	-0.5	-	7.0	V	
	Storage Temperature	T_{STG}	-	-55	-	125	°C	
	Frequency Range	f_o	-	1.0	-	105.561	MHz	
	Frequency Stability (See Note 1 and Ordering Information)	$\Delta f/f_o$	-	-	-	20,25,50 or 100	± ppm	
	Operating Temperature Commercial Industrial	T_A	-	-20 -40	25	70 85	°C	
Electrical and Waveform Parameters	Supply Voltage	V_{CC}	± 10 %	4.5	5.0	5.5	V	
	Supply Current	I_{CC}	1.0 MHz to 20 MHz $C_L=50pF$	-	10	25	mA	
			20.1 MHz to 80 MHz $C_L=30pF$	-	30	50		
			80.1 MHz to 105.561 MHz $C_L=15pF$	-	40	100		
	Output Load CMOS	C_L	1.0 MHz to 50 MHz	-	-	50	pF	
			50.1 MHz to 80 MHz	-	-	30		
	TTL		80.1 MHz to 105.561 MHz	-	-	15	TTL	
			1.0 MHz to 105.561 MHz	-	-	10		
	Output Voltage Levels Logic '1' Level	V_{OH}	CMOS Load	0.9* V_{CC} $V_{CC}-0.6V$	-	-	-	V
			10 TTL LOAD		-	-	-	
	Logic '0' Level	V_{OL}	CMOS	-	-	-	0.1* V_{CC}	V
			TTL Load		-	-	0.4	
	Output Current Logic '1' Level	I_{OH}	$V_{OH} = 3.9V$ $V_{CC} = 4.5V$	-	-	-16	mA	
			Logic '0' Level	I_{OL} $V_{OL} = 0.4V$ $V_{CC} = 4.5V$	-	-		16
	Output Duty Cycle	SYM	@ 50% Level	45	-	55	%	
Rise and Fall Time	T_{R} T_{F}	@ 10% - 90% Levels	-	-	-	ns		
		1.0 MHz to 50 MHz $C_L=50pF$	-	8	10			
		50.1 MHz to 80 MHz $C_L=30pF$	-	4	8			
		80.1 MHz to 105.561 MHz $C_L=15pF$	-	2.5	5			
Start Up Time	T_S	Application of V_{CC}	-	-	10	ms		
Enable Function (See Note 2)								
Enable Input Voltage	V_{IH}	Pin 1 Logic '1', Output Enabled	2.0	-	-	V		
Disable Input Voltage	V_{IL}	Pin 1 Logic '0', Output Disabled	-	-	0.8	V		
Enable Time	T_{PLZ}	Pin 1 Logic '1'	-	-	100	ns		
Period Jitter, Pk-Pk	-	-	-	-	50	ps		
Period Jitter, RMS	-	-	-	-	5			
Phase Jitter, RMS	-	Bandwidth 12 kHz - 20 MHz	-	-	1			

Notes:

1. Inclusive of initial tolerance at time of shipment, changes in supply voltage, load, temperature and first year aging.
2. Reference CTS Application Note 014-0002-0.

CMOS/TTL OUTPUT WAVEFORM



$$\text{DUTY CYCLE} = t/T \times 100 (\%)$$

ENABLE TRUTH TABLE

PIN 1	PIN 5 or PIN 8
Logic '1'	Output
Open	Output
Logic '0'	High Imp.

TEST CIRCUIT, CMOS LOAD

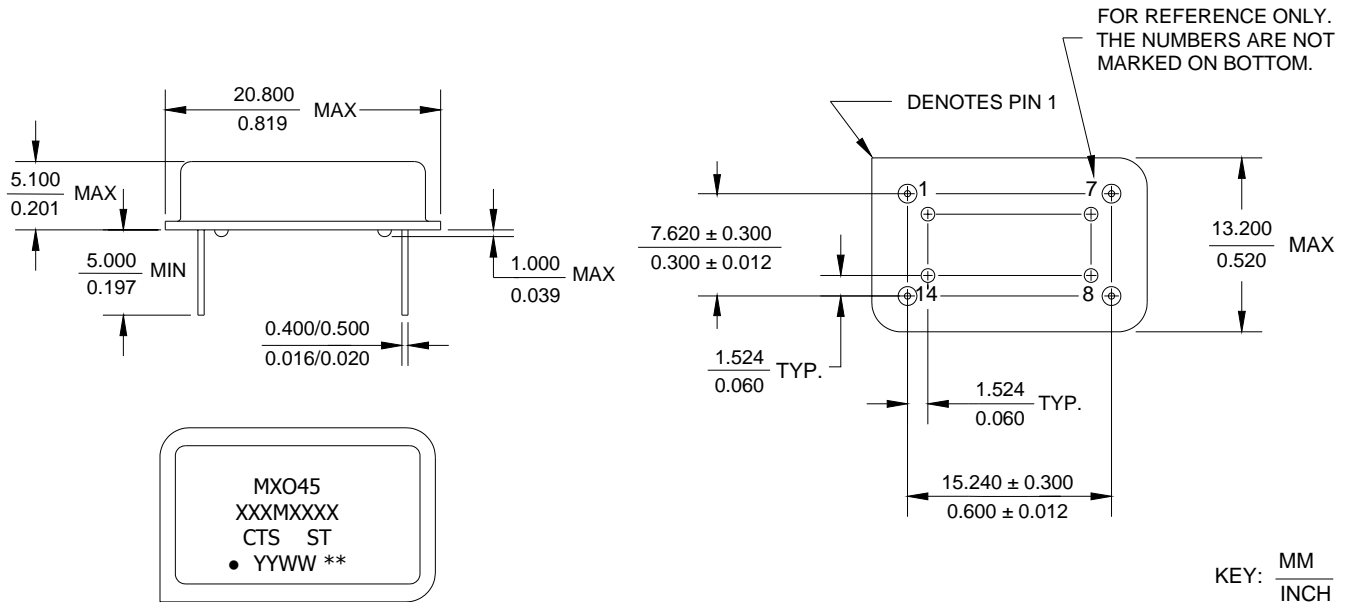


D.U.T. PIN ASSIGNMENTS

PIN	SYMBOL	DESCRIPTION
1	EOH	Enable Input or No Connect
7 or 4	GND	Circuit & Package Ground
8 or 5	Output	RF Output
14 or 8	V _{CC}	Supply Voltage

MECHANICAL SPECIFICATIONS

PACKAGE DRAWING DIP-14



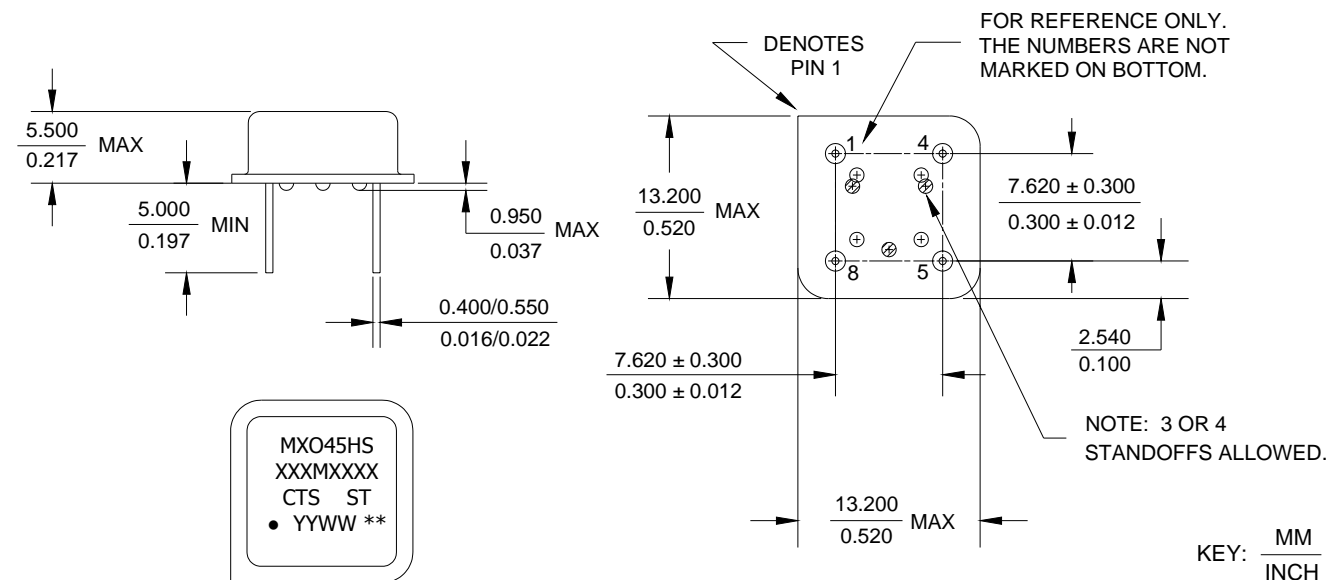
MARKING INFORMATION

1. Model Name: MXO45 or MXO45T.
2. XXXMXXXX - Frequency marked with 4 significant digits after the 'M'.
3. ST - Frequency stability/temperature code. (Reference Ordering Information.)
4. YYWW - Date code, YY - year, WW - week.
5. ** - Manufacturing Site Code.

NOTES

1. Lead finish (e1), SnAgCu.
2. Reflow conditions per JEDEC J-STD-020.

PACKAGE DRAWING DIP-8



MARKING INFORMATION

1. Model Name: MXO45HS or MXO45HST.
2. XXXMXXXX - Frequency marked with 4 significant digits after the 'M'.
3. ST - Frequency stability/temperature code.
(Reference Ordering Information.)
4. YYWW - Date code, YY - year, WW - week.
5. ** - Manufacturing Site Code.

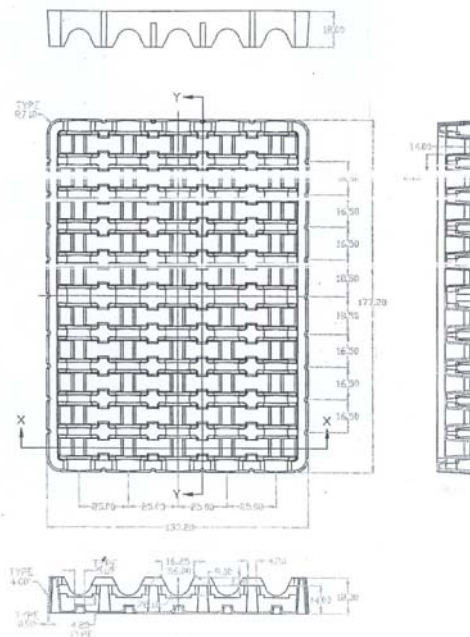
NOTES

1. Lead finish (e1), SnAgCu.
2. Reflow conditions per JEDEC J-STD-020.

PACKAGING

Product is packaged in plastic trays.
Typical packaging format is as follows:

- 50 pcs./Plastic Tray.
Tray size is approximately 180x136x18mm (LxWxH).
- 2 Trays/Anti-Static Bag (100 pcs.)
or
10 Trays/Anti-Static Bag (500 pcs.).
Bag height for 10 Trays is approximately 175mm.
- 1 Anti-Static Bag/Cardboard Carton.
- Master-pack multiple Cardboard Cartons in a larger carton.
8 Cardboard Cartons (10 trays per carton) is approximately
460x380x400mm (LxWxH).



ENVIRONMENTAL SPECIFICATIONS

Temperature Cycle:	400 cycles from -55°C to +125°C, 10 minute dwell at each temperature, 1 minute transfer time between temperatures.
Mechanical Shock:	1,500g's, 0.5mS duration, ½ sinewave, 3 shocks each direction along 3 mutually perpendicular planes (18 total shocks).
Sinusoidal Vibration:	0.06 inches double amplitude, 10 to 55 Hz and 20g's, 55 to 2,000 Hz, 3 cycles each in 3 mutually perpendicular planes (9 times total).
Gross Leak:	No leak shall appear while immersed in an FC40 or equivalent liquid at +125°C for 20 seconds.
Fine Leak:	Mass spectrometer leak rates less than 2×10^{-8} ATM cc/sec air equivalent.
Resistance to Solder Heat:	Product must survive 3 reflows of +260°C peak, 10 seconds maximum.
High Temperature Operating Bias:	2,000 hours at +125°C, maximum bias, disregarding frequency shift.
Frequency Aging:	1,000 hours at +85°C, full bias, less than ± 5 ppm shift.
Moisture Sensitivity Level:	Level 1 per JEDEC J-STD-020.

QUALITY AND RELIABILITY

Quality systems meet or exceed the requirements of ISO 9000:2000 standards.



Компания «ЭлектроПласт» предлагает заключение долгосрочных отношений при поставках импортных электронных компонентов на взаимовыгодных условиях!

Наши преимущества:

- Оперативные поставки широкого спектра электронных компонентов отечественного и импортного производства напрямую от производителей и с крупнейших мировых складов;
- Поставка более 17-ти миллионов наименований электронных компонентов;
- Поставка сложных, дефицитных, либо снятых с производства позиций;
- Оперативные сроки поставки под заказ (от 5 рабочих дней);
- Экспресс доставка в любую точку России;
- Техническая поддержка проекта, помощь в подборе аналогов, поставка прототипов;
- Система менеджмента качества сертифицирована по Международному стандарту ISO 9001;
- Лицензия ФСБ на осуществление работ с использованием сведений, составляющих государственную тайну;
- Поставка специализированных компонентов (Xilinx, Altera, Analog Devices, Intersil, Interpoint, Microsemi, Aeroflex, Peregrine, Syfer, Eurofarad, Texas Instrument, Miteq, Cobham, E2V, MA-COM, Hittite, Mini-Circuits, General Dynamics и др.);

Помимо этого, одним из направлений компании «ЭлектроПласт» является направление «Источники питания». Мы предлагаем Вам помощь Конструкторского отдела:

- Подбор оптимального решения, техническое обоснование при выборе компонента;
- Подбор аналогов;
- Консультации по применению компонента;
- Поставка образцов и прототипов;
- Техническая поддержка проекта;
- Защита от снятия компонента с производства.



Как с нами связаться

Телефон: 8 (812) 309 58 32 (многоканальный)

Факс: 8 (812) 320-02-42

Электронная почта: org@eplast1.ru

Адрес: 198099, г. Санкт-Петербург, ул. Калинина, дом 2, корпус 4, литера А.