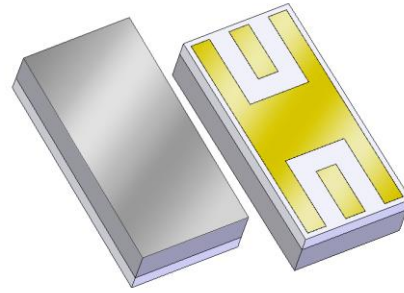


General Description

The 880272 is a dual-use GPS L2 BAW bandpass filter in a small hermetic package. The filter's 30 MHz bandwidth allows reception of both M-code and Y-code signals. It is optimized for low insertion loss and high rejection.

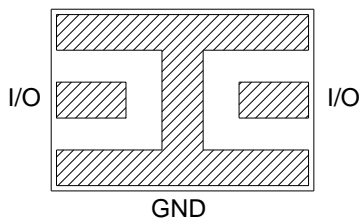


CSP: 3.26 X 1.60 X 0.84 mm

Product Features

- Usable bandwidth 30 MHz
- Single-ended operation
- Ceramic Chip-Scale Package (CSP)
- Hermetically sealed
- Small Package: 3.26 x 1.60 x 0.84 mm

Functional Block Diagram



Bottom View

Applications

- Civil and defense GPS Receivers
- L-Band

Pin Configuration - Single Ended

Pin No.	Label
I/O	Input / Output
GND	Ground

Ordering Information

Part No.	Description
880272	1227 MHz BAW Filter
880272-EVB	Evaluation board

Absolute Maximum Ratings

Parameter	Rating
Storage Temperature ⁽¹⁾	-55 to +100 °C
Operable Temperature ⁽²⁾	-40 to +85 °C
RF Input Power	TBD

Notes:

1. Operation of this device outside the parameter ranges given may cause permanent damage.
2. Specifications are not guaranteed over all operable conditions

Electrical Specifications ⁽¹⁾

Test conditions unless otherwise noted: ⁽²⁾ Temp = -40 to +85 °C

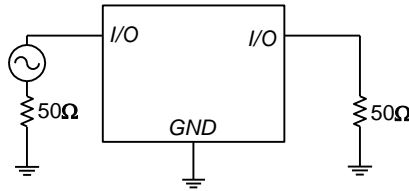
Parameter ⁽³⁾	Conditions	Min	Typical ⁽⁴⁾	Max	Units
10 dB Center Frequency		1222	1227	1232	MHz
Insertion Loss	@ Fo	-	2.25	3.75	dB
3 dB Bandwidth ⁽⁵⁾		30	35	-	MHz
40 dB Bandwidth ⁽⁵⁾		-	100	110	MHz
Amplitude Variation ⁽⁶⁾	1212 – 1242 MHz	-	1.2	2	dB
Input / Output VSWR	@ Fo	-	1.8:1	2.2:1	
Source Impedance ⁽⁷⁾	Single-ended	-	50	-	Ω
Load Impedance ⁽⁷⁾	Single-ended	-	50	-	Ω

Notes:

1. All specifications are based on the Qorvo schematics for the reference designs shown on page 3.
2. In production, devices will be tested at room temperature to a guard banded specification to ensure electrical compliance over temperature.
3. Electrical margin has been built into the design to account for the variations due to temperature drift and manufacturing tolerances.
4. Typical values are based on average measurements at room temperature (25 °C ±5 °C).
5. Referenced to the insertion loss at the center frequency
6. Measured as maximum peak to adjacent valley amplitude variation over frequency range
7. Optimum impedance to achieve the performance shown

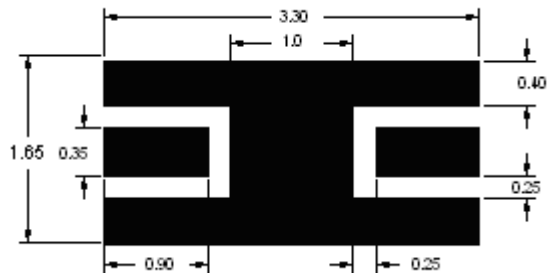
Matching Schematics

50 Ω
Single-ended
Input



50 Ω
Single-ended
Output

PCB Mounting Pattern

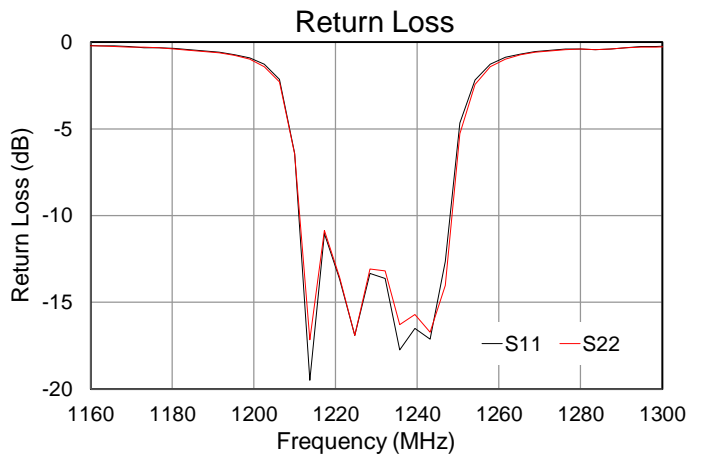
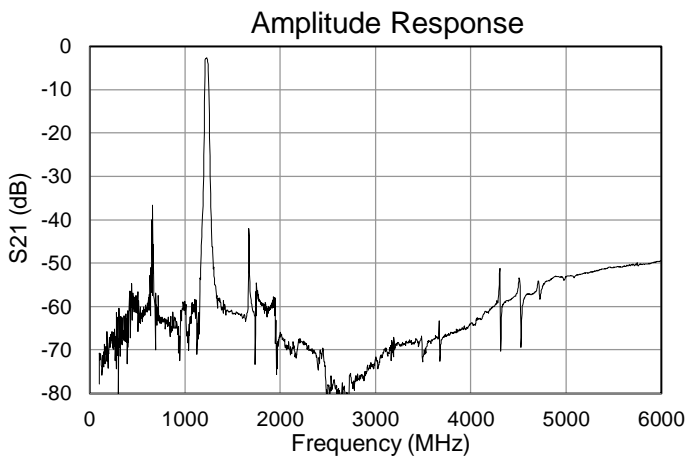
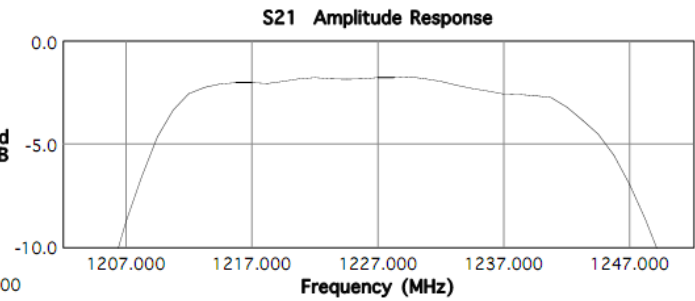
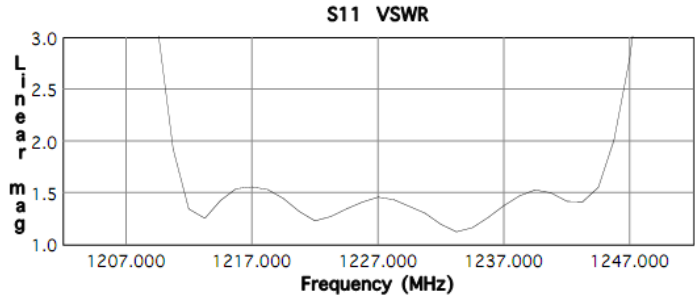
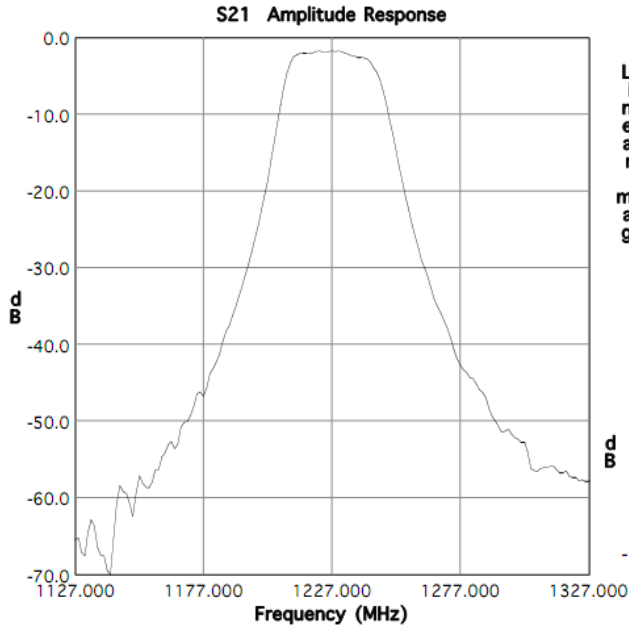


Notes:

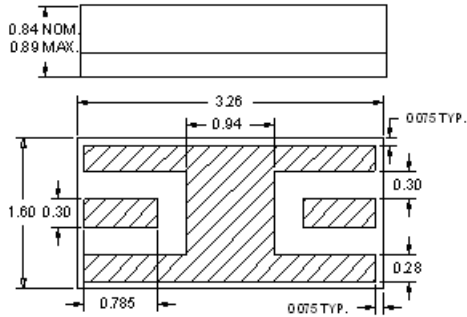
1. All dimensions are in millimeters. Angles are in degrees.
2. This drawing specifies the mounting pattern used on the Qorvo evaluation board for this product. Some modification may be necessary to suit end user assembly materials and processes.

Typical Performance

Test conditions unless otherwise stated: Temp. = 25 °C



Package Information, Marking and Dimensions

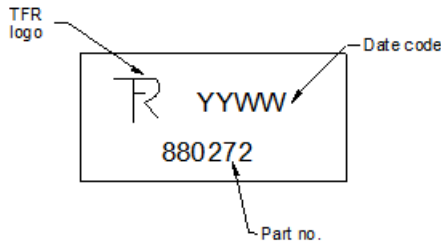


Package Style: CSP
Dimensions: 3.26 x 1.60 x 0.84 mm

Body: *Sapphire*
Package: *Alumina*
Terminations: *Au* plating 0.5 – 1.0 μ m, over a 2-6 μ m *Ni* plating

All dimensions shown are nominal in millimeters
All tolerances are ± 0.13 mm except overall length and width ± 0.25 mm

The date code consists of, YY = last 2 digits of the year, and WW = 2 digits of worked week



Tape and Reel Information

Tape and reel available upon request (EIA-481)

Handling Precautions

Parameter	Rating	Standard
ESD – Human Body Model (HBM)	Class 2	ANSI/ ESD / JEDEC JS-001
ESD – Charged Device Model (CDM)	Class C3	ANSI/ ESD / JEDEC JS-002
MSL – Moisture Sensitivity Level	Level 1	IPC/JEDEC J-STD-020



Caution!
ESD-Sensitive Device

Solderability

Compatible with both lead-free (260°C max. reflow temp.) and tin/lead (245°C max. reflow temp.) soldering processes. Solder profiles available upon request.

Refer to [Soldering Profile](#) for recommended guidelines

RoHS Compliance

This part is compliant with EU 2002/95/EC RoHS directive (Restrictions on the Use of Certain Hazardous Substances in Electrical and Electronic Equipment). This product also has the following attributes:

- Lead Free
- Halogen Free (Chlorine, Bromine)
- Antimony Free
- TBBP-A (C₁₅H₁₂Br₄O₂) Free
- PFOS Free
- SVHC Free
- Qorvo Green

Contact Information

For the latest specifications, additional product information, worldwide sales and distribution locations:

Web: www.qorvo.com

Tel: 1-844-890-8163

Email: customer.support@qorvo.com

For technical questions and application information: **Email:** appsupport@qorvo.com

Important Notice

The information contained herein is believed to be reliable; however, Qorvo makes no warranties regarding the information contained herein and assumes no responsibility or liability whatsoever for the use of the information contained herein. All information contained herein is subject to change without notice. Customers should obtain and verify the latest relevant information before placing orders for Qorvo products. The information contained herein or any use of such information does not grant, explicitly or implicitly, to any party any patent rights, licenses, or any other intellectual property rights, whether with regard to such information itself or anything described by such information. **THIS INFORMATION DOES NOT CONSTITUTE A WARRANTY WITH RESPECT TO THE PRODUCTS DESCRIBED HEREIN, AND QORVO HEREBY DISCLAIMS ANY AND ALL WARRANTIES WITH RESPECT TO SUCH PRODUCTS WHETHER EXPRESS OR IMPLIED BY LAW, COURSE OF DEALING, COURSE OF PERFORMANCE, USAGE OF TRADE OR OTHERWISE, INCLUDING THE IMPLIED WARRANTIES OF MERCHANTABILITY AND FITNESS FOR A PARTICULAR PURPOSE.**

Without limiting the generality of the foregoing, Qorvo products are not warranted or authorized for use as critical components in medical, life-saving, or life-sustaining applications, or other applications where a failure would reasonably be expected to cause severe personal injury or death.

Copyright 2018 © Qorvo, Inc. | Qorvo is a registered trademark of Qorvo, Inc.



Компания «ЭлектроПласт» предлагает заключение долгосрочных отношений при поставках импортных электронных компонентов на взаимовыгодных условиях!

Наши преимущества:

- Оперативные поставки широкого спектра электронных компонентов отечественного и импортного производства напрямую от производителей и с крупнейших мировых складов;
- Поставка более 17-ти миллионов наименований электронных компонентов;
- Поставка сложных, дефицитных, либо снятых с производства позиций;
- Оперативные сроки поставки под заказ (от 5 рабочих дней);
- Экспресс доставка в любую точку России;
- Техническая поддержка проекта, помощь в подборе аналогов, поставка прототипов;
- Система менеджмента качества сертифицирована по Международному стандарту ISO 9001;
- Лицензия ФСБ на осуществление работ с использованием сведений, составляющих государственную тайну;
- Поставка специализированных компонентов (Xilinx, Altera, Analog Devices, Intersil, Interpoint, Microsemi, Aeroflex, Peregrine, Syfer, Eurofarad, Texas Instrument, Miteq, Cobham, E2V, MA-COM, Hittite, Mini-Circuits, General Dynamics и др.);

Помимо этого, одним из направлений компании «ЭлектроПласт» является направление «Источники питания». Мы предлагаем Вам помощь Конструкторского отдела:

- Подбор оптимального решения, техническое обоснование при выборе компонента;
- Подбор аналогов;
- Консультации по применению компонента;
- Поставка образцов и прототипов;
- Техническая поддержка проекта;
- Защита от снятия компонента с производства.



Как с нами связаться

Телефон: 8 (812) 309 58 32 (многоканальный)

Факс: 8 (812) 320-02-42

Электронная почта: org@eplast1.ru

Адрес: 198099, г. Санкт-Петербург, ул. Калинина, дом 2, корпус 4, литера А.