



Smart Technology. Delivered.™

PDQ24496

2400 to 2500 MHz/4900 to 5950 MHz 4-Port MIMO Directional Antenna

4-PORT MIMO DUAL-BAND, DUAL POLARIZED DIRECTIONAL PANEL ANTENNA

The Laird patent pending PDQ24496 antenna is a 4-port dual-band, dual polarized directional panel antenna for use in 802.11n MIMO indoor and outdoor applications. The antenna is an excellent choice for high density Wi-Fi applications where adjacent interference is of concern. The dual-band frequency coverage means that a single type of antenna can be deployed with any MIMO radio in the 2400-2500 MHz and 4900-5950 MHz bands. In addition, the uniform and symmetrical radiation patterns will provide a high-level signal density into engineered coverage areas.



Standard Articulating Mount

FEATURES: RoHS

- Ultra thin, compact ASA UV stable white housing
- Four radiating elements optimized for indoor & outdoor 802.11n or 802.11ac MIMO applications
- Articulating arm mount can be anchored directly to a vertical surface or mast mounted & oriented for optimal signal radiation
- Both horizontal & vertical polarization for multipath mitigation
- IP-67 Rated and RoHS compliant

MARKETS/APPLICATIONS:

- High density WiFi
- Sports entertainment- outdoor stadiums, arenas & convention centers
- Hospitality- hotels & casinos
- Transportation- airport, bus, & train terminals
- Retail- stores & indoor pedestrian malls
- Education- libraries & museums

PARAMETER	SPECIFICATIONS	
Antenna Model	PDQ24496	
No. of Ports	4	
Frequency Bands, MHz	2400-2500	4900-5950
Average Peak Gain, dBi	6.4	4.8
Maximum Peak Gain, dBi	6.8	6.5
Max Gain ± 30° above Horizon, dBi	N/A	3.2
Azimuth 3 dB Beamwidth, Typ (V-pol/H-pol)	68°/63°	58°/57°
Elevation 3dB Beamwidth, Typ (V-pol/H-pol)	62°/71°	58°/56°
VSWR, Avg	1.5:1	1.3:1
VSWR, Max	<2.0:1	<2.0:1
Port-to-Port Isolation, Avg	43 dB	41 dB
Port-to-Port Isolation, Max	>30 dB	>30 dB
Nominal Impedance	50 Ω	
Polarization	2-ports Vertical, 2-ports Horizontal	
Front-to-Back Ratio	> 15 dB	
Maximum Input Power (per port)	1 W (ambient temp of 25°C/77°F)	
Dimensions	254 x 254 x 41 mm (10" x 10" x 1.6")	
Weight (w/out mount)	1.14 kg (2.50 lbs)	
Mounting	Articulating Mount, Mast or Flush Mount	
Cable Type	Low Temperature Plenum Rated Cable	
Wind Survival	200 km/h (125 mph)	
Wind Operational	160 km/hr (100 mph)	
Operating Temperature	-40°C to +70°C (-40°F to +158°F)	
Storage Temperature	-40°C to +85°C (-40°F to +185°F)	
Radome/Baseplate Material	Polycarbonate, UL94-V0, UV Stable White	
Ingress Protection	IP-67	
Material Compliance	RoHS Compliant	

MODEL NUMBER	CABLE LENGTH	CONNECTOR
PDQ24496-FNF	N/A	Fixed Type N Female
PDQ24496-91NF	4x- 91 cm (3.00 ft)	4x Type N Female
PDQ24496-91NM	4x- 91 cm (3.00 ft)	4x Type N Male

Americas: +1.847.839.6925
IAS-AmericasSales@lairdtech.com

Europe: +44.1628.858941
IAS-EUSales@lairdtech.com

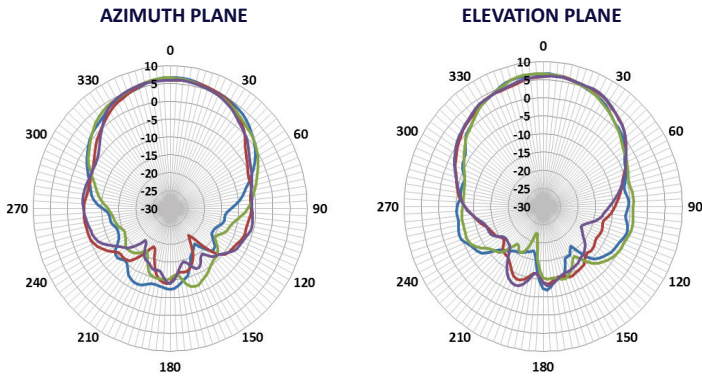
Asia:
IAS-AsiaSales@lairdtech.com

Middle East & Africa: +44.1628.858941
IAS-MEASales@lairdtech.com

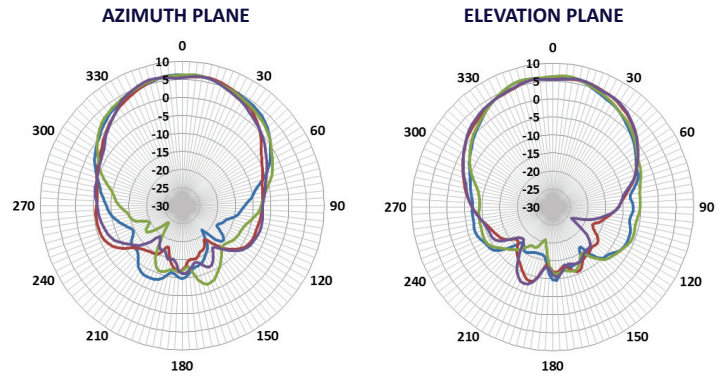
www.lairdtech.com

RADIATION PATTERNS

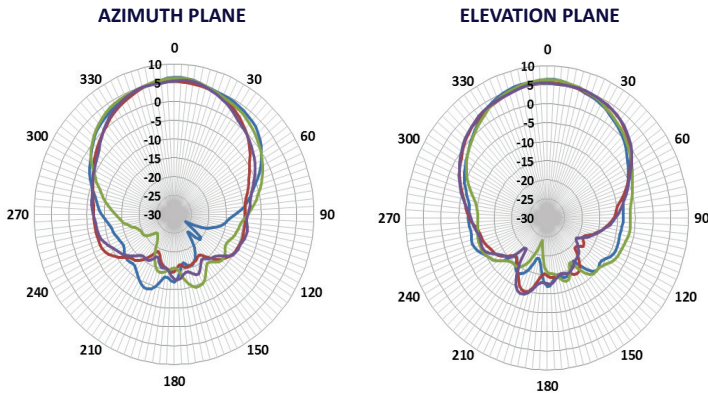
Radiation Pattern at 2400 MHz



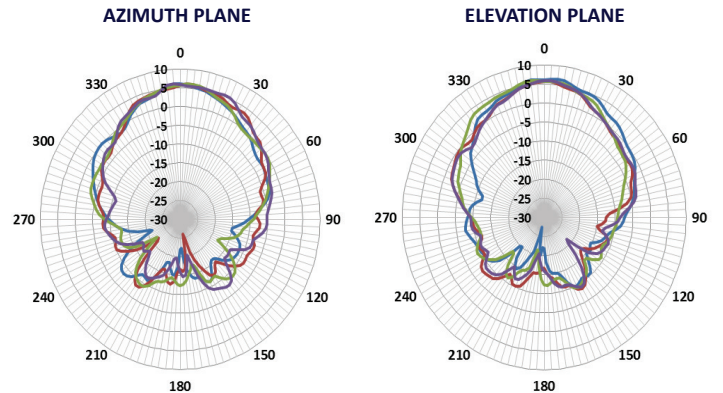
Radiation Pattern at 2450 MHz



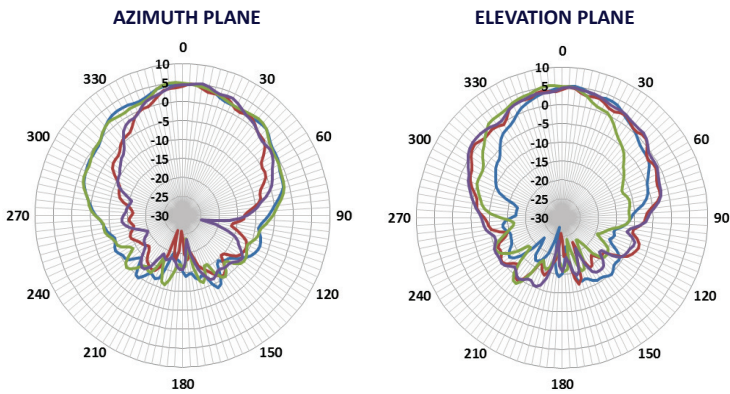
Radiation Pattern at 2500 MHz



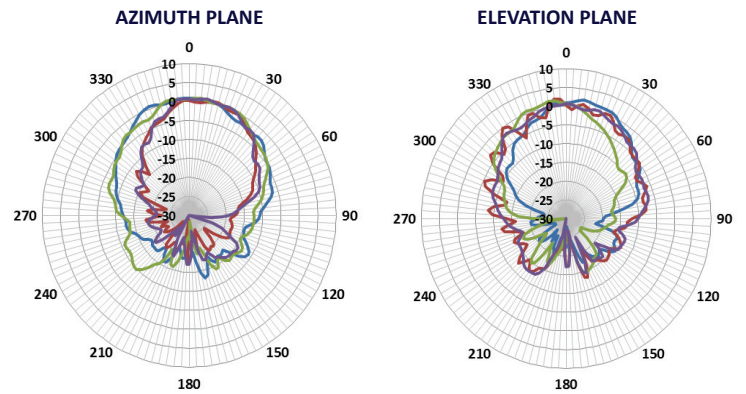
Radiation Pattern at 4900 MHz



Radiation Pattern at 5400 MHz



Radiation Pattern at 5950 MHz



ANT-DS-PDQ24496 1116

Any information furnished by Laird Inc. and its agents is believed to be accurate and reliable. All specifications are subject to change without notice. Responsibility for the use and application of Laird materials rests with the end user, since Laird and its agents cannot be aware of all potential uses. Laird makes no warranties as to the fitness, merchantability or suitability of any Laird materials or products for any specific or general uses. Laird shall not be liable for incidental or consequential damages of any kind. All Laird products are sold pursuant to the Laird Terms and Conditions of sale in effect from time to time, a copy of which will be furnished upon request. © Copyright 2016 Laird Inc. All Rights Reserved. Laird, Laird Technologies, the Laird Logo, and other marks are trade marks or registered trade marks of Laird Inc. or an affiliate company thereof. Other product or service names may be the property of third parties. Nothing herein provides a license under any Laird or any third party intellectual property rights.



Компания «ЭлектроПласт» предлагает заключение долгосрочных отношений при поставках импортных электронных компонентов на взаимовыгодных условиях!

Наши преимущества:

- Оперативные поставки широкого спектра электронных компонентов отечественного и импортного производства напрямую от производителей и с крупнейших мировых складов;
- Поставка более 17-ти миллионов наименований электронных компонентов;
- Поставка сложных, дефицитных, либо снятых с производства позиций;
- Оперативные сроки поставки под заказ (от 5 рабочих дней);
- Экспресс доставка в любую точку России;
- Техническая поддержка проекта, помощь в подборе аналогов, поставка прототипов;
- Система менеджмента качества сертифицирована по Международному стандарту ISO 9001;
- Лицензия ФСБ на осуществление работ с использованием сведений, составляющих государственную тайну;
- Поставка специализированных компонентов (Xilinx, Altera, Analog Devices, Intersil, Interpoint, Microsemi, Aeroflex, Peregrine, Syfer, Eurofarad, Texas Instrument, Miteq, Cobham, E2V, MA-COM, Hittite, Mini-Circuits, General Dynamics и др.);

Помимо этого, одним из направлений компании «ЭлектроПласт» является направление «Источники питания». Мы предлагаем Вам помощь Конструкторского отдела:

- Подбор оптимального решения, техническое обоснование при выборе компонента;
- Подбор аналогов;
- Консультации по применению компонента;
- Поставка образцов и прототипов;
- Техническая поддержка проекта;
- Защита от снятия компонента с производства.



Как с нами связаться

Телефон: 8 (812) 309 58 32 (многоканальный)

Факс: 8 (812) 320-02-42

Электронная почта: org@eplast1.ru

Адрес: 198099, г. Санкт-Петербург, ул. Калинина, дом 2, корпус 4, литера А.