



Introducing  
**Raychem Spin Lock**  
**Variable Angle Backshell**



# Raychem Spin Lock Variable Angle Backshell



## KEY FEATURES

Variable angle backshell enables straight, 45° and 90° cable terminations with the same part

High performance, low resistance shield termination provided by the proven Tinel-Lock ring system or bandstrap

Sealed termination achieved via a standard heat-shrinkable molded shape and adhesive system

Available in a variety of material and plating options

Saddle clamp strain relief or heat-shrinkable molded shape provides strain relief and sealing

## APPLICATION TOOLING

RH-3960-1 TINEL-KIT-120V or AD-5000-TINEL-ASSY (240v)

Torque Wrench

Heat Gun (if using heat-shrinkable molded part version)

## DESCRIPTION

The Raychem spin lock variable angle backshell enables straight, 45° and 90° cable terminations with the same part. The connector backshell swivelling body rotates around the axis of the cable bundle and locks in position, minimizing stress on the wire bundle and providing more robust strain relief than other termination systems.

## APPLICATIONS

Military and Commercial Aerospace	Military Ground Systems
Military Marine	Commercial Ships and Off-Shore Marine

## ELECTRICAL / MECHANICAL

Title	Requirement	Passing Criteria
<b>Examination of product</b>	MPS-103 3.3.1	Meet drawing dimension
<b>DC Resistance</b>	MPS-103 3.3.2	DC Resistance < 2.5mΩ
<b>Salt Spray</b>	MPS-103 3.3.3	Exposure of basis metal: Non-critical area <0.1" Critical area <.025"
<b>Vibration (Category 3B)</b>	MPS-103 3.3.4	Must pass visual and DC Resistance criteria
<b>Shock (Category 3B)</b>	MPS-103 3.3.5	Must pass visual and DC Resistance criteria
<b>Cable Pullout</b>	MPS-103 3.3.6	Cable Slippage <0.125"
<b>Braid Retention</b>	MPS-103 3.3.7	DC Resistance < 2.5 mΩ
<b>Coupling Thread Strength</b>	MPS-103 3.3.8	No visible damage to threads, coupling nut or anti-rotational teeth
<b>DC Resistance</b>	MPS-103 3.3.2	DC Resistance < 2.5mΩ
<b>External Bending Moment</b>	MPS-103 3.3.9	No visible damage to adapter body, threads, coupling nut or anti-rotational teeth
<b>Post Test Examination</b>	MPS-103 3.3.10	Meet drawing dimensions

\*MPS-103 Requirements meet or exceed SAE-AMS-85049

## MATERIALS

Aluminum with Electroless Nickel or Cadmium over Electroless Nickel or Zinc Nickel plating

## STANDARDS & SPECS

Application Specification: Clamp Strain Relief)	MIP-103-1 (Installation Procedure, Saddle MIP-103-2 (Installation Procedure, Molded Part Strain Relief)
Product Specification:	MPS-103
Additional Documents:	SLC40, SLC41, SLC54, SLM40, SLM41, SLM54, CH00-0250-019

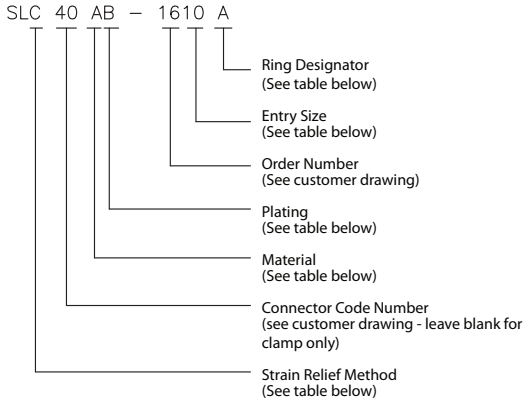
# Raychem Spin Lock Variable Angle Backshell

## PART NUMBERING SYSTEM

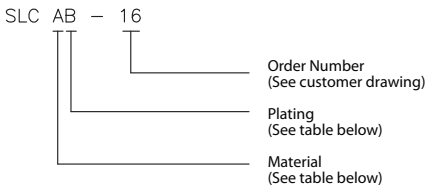


Straight

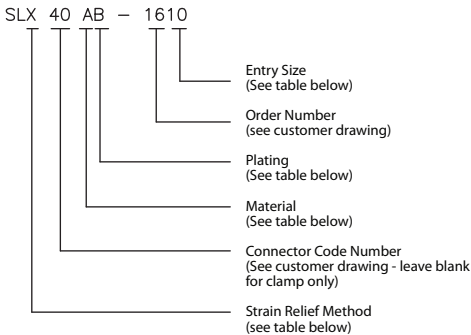
### Saddle Clamp Version



### Clamp Only

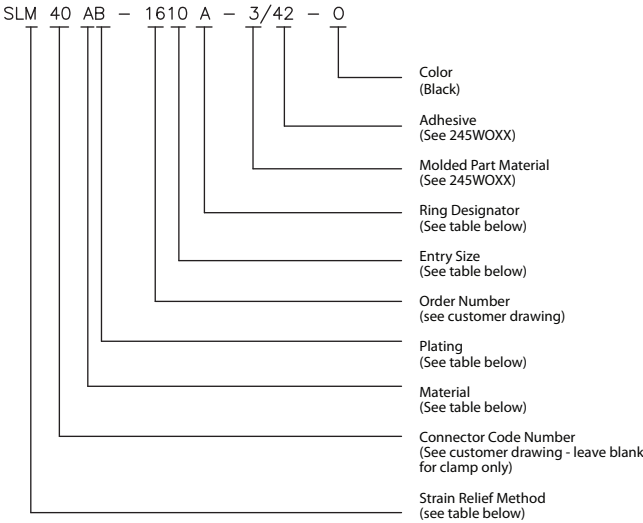


### Body Only



90°

### Molded Boot Version



45°

### Additional Images:



**Notes:**

<b>Strain Relief Method:</b>	M = Molded Part
	C = Clamp Strain Relief
	X = Body Only
<b>Material:</b>	A = Aluminum Alloy
	S = Stainless Steel (contact TE)
<b>Plating:</b>	B = Cadmium olive drab to SAE-AMS-PQ-P-146
	C = Electroless Nickel to SAE-AMS-26074 Class 3 or 4, Grade A
	Z = Zinc Nickel, Black to ASTM BB41 Grade 1, Type D
	J = Passivated per SAE-AMS-QQ-P-35 or MIL-S-5002 (contact TE)
<b>Ring Designator:</b>	A = AI
	B = BI
	C = C1
	D = Band Strap (contact TE)
	Leave Blank for no band or Tinel-Lock Ring

**FOR MORE INFORMATION**  
**TE Technical Support Center**

Internet: [www.te.com/ADM](http://www.te.com/ADM)  
USA: +1 -800-522-6752  
China: +86 400-820-6015  
Germany: +49 6151-607-1999  
United Kingdom: +44 - 0800- 267666

**te.com/ADM**

©2012 Tyco Electronics Corporation, a TE Connectivity Ltd.  
Company. All Rights Reserved.

4-1773463-6 2.5M 2/2012

RAYCHEM, TINEL-LOCK, TE Connectivity and  
TE connectivity (logo) are trademarks of the  
TE Connectivity Ltd. family of companies.  
Other logos, product and/or company names might be  
trademarks of their respective owners.

---

While TE has made every reasonable effort to ensure the accuracy of the information herein, nothing herein constitutes any guarantee that such information is error-free or any other representation, warranty or guarantee that the information is accurate, correct, reliable or current. The TE entity issuing this publication reserves the right to make any adjustments to the information contained herein at any time without notice. All implied warranties of merchantability or fitness for a particular purpose are expressly disclaimed. The dimensions herein are for reference purposes only and are subject to change without notice. Specifications are subject to change without notice. Consult TE for the latest dimensions and design specifications.





Компания «ЭлектроПласт» предлагает заключение долгосрочных отношений при поставках импортных электронных компонентов на взаимовыгодных условиях!

Наши преимущества:

- Оперативные поставки широкого спектра электронных компонентов отечественного и импортного производства напрямую от производителей и с крупнейших мировых складов;
- Поставка более 17-ти миллионов наименований электронных компонентов;
- Поставка сложных, дефицитных, либо снятых с производства позиций;
- Оперативные сроки поставки под заказ (от 5 рабочих дней);
- Экспресс доставка в любую точку России;
- Техническая поддержка проекта, помощь в подборе аналогов, поставка прототипов;
- Система менеджмента качества сертифицирована по Международному стандарту ISO 9001;
- Лицензия ФСБ на осуществление работ с использованием сведений, составляющих государственную тайну;
- Поставка специализированных компонентов (Xilinx, Altera, Analog Devices, Intersil, Interpoint, Microsemi, Aeroflex, Peregrine, Syfer, Eurofarad, Texas Instrument, Miteq, Cobham, E2V, MA-COM, Hittite, Mini-Circuits, General Dynamics и др.);

Помимо этого, одним из направлений компании «ЭлектроПласт» является направление «Источники питания». Мы предлагаем Вам помощь Конструкторского отдела:

- Подбор оптимального решения, техническое обоснование при выборе компонента;
- Подбор аналогов;
- Консультации по применению компонента;
- Поставка образцов и прототипов;
- Техническая поддержка проекта;
- Защита от снятия компонента с производства.



#### Как с нами связаться

**Телефон:** 8 (812) 309 58 32 (многоканальный)

**Факс:** 8 (812) 320-02-42

**Электронная почта:** [org@eplast1.ru](mailto:org@eplast1.ru)

**Адрес:** 198099, г. Санкт-Петербург, ул. Калинина, дом 2, корпус 4, литера А.