

NEXUS[®]



**Audio Frequency
Plugs & Jacks**

**Push-Button
Switches**

Consistent Product Reliability

N

EXUS, Incorporated, established in 1961, offers design and production of superior quality audio plugs, jacks and momentary push-button switches.



*William Flanagan, President
and Fred Farahani, Vice President*

Nexus Connectors:

- specified in OEM headset applications where “breakaway-style” audio connectors are required
- the standard in military/commercial communication headset markets

Nexus Switches:

- strong, “tactile-feedback” feature
- designed for applications that require durable, reliable and cost-effective switching

Applications:

- Military
- Commercial Aviation Electronics
- Medical Products
- Telecommunications
- Simulation Controls
- Auto Racing
- Powerboat Racing
- Farm Equipment



NEXUS facilities and equipment include:

- CNC Machining
- Thermoset and Thermoplastic Molding Machines
- Stamping Presses
- Numerous Assembly Fixtures
- Heat Treating Equipment
- Special Plating Equipment
- CAD (Computer Aided Design)
- Tool Room, Testing Lab, Clean Room
- And other Special Proprietary Processes that are designed to manufacture dependable quality products.

Dedicated.



Customer
Service



In-House
Tooling



Press Work
& CNC
Machining



Experienced.



Molding

Testing
Lab



Shipping
Department



Reliable.

Count on Us for Consistent Product Reliability!



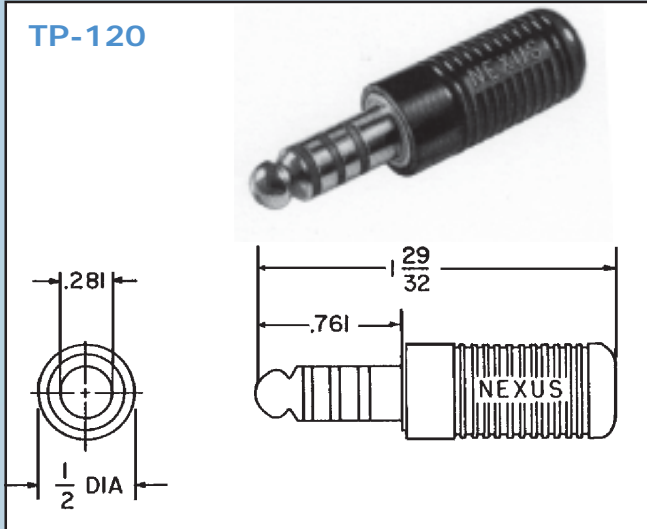
NEXUS

Tel.: 203-327-7300 Fax: 203-324-7623 Email: salesinfo@nexus.com
www.nexus.com

50 Sunnyside Avenue
P.O. Box 10177
Stamford, Connecticut 06904-2177, USA

Commercial Telephone Plugs & Jacks Four Conductor

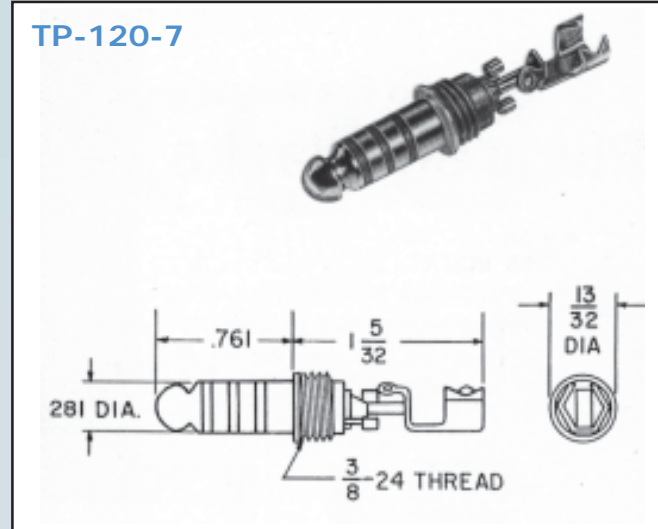
TP-120



Four Conductor Telephone Plug

Mates with Nexus Series TJ-120, TJ-102 and TJ-101 jacks. One piece nickel plated brass contacts are integrally molded into plastic body.

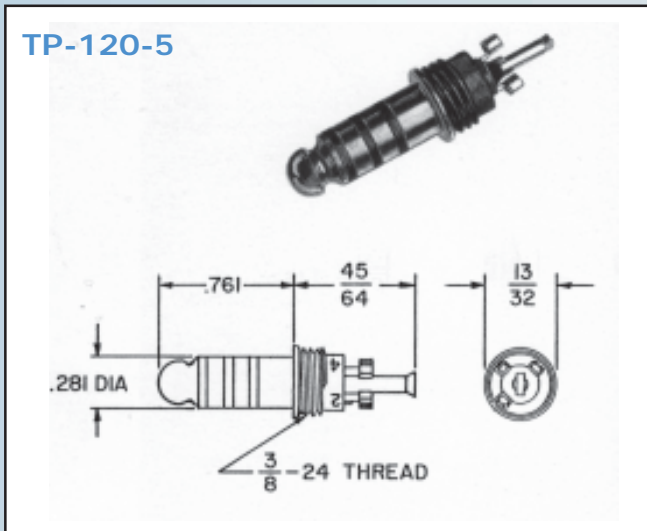
TP-120-7



Four Conductor Telephone Plug

Mates with Nexus Series TJ-120, TJ-102 and TJ-101 jacks. For custom molding directly to cable. Same as TP-120 but without plastic shell.

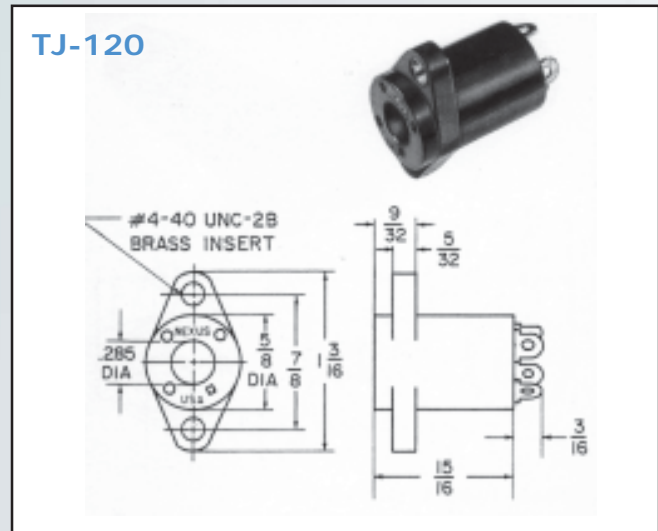
TP-120-5



Four Conductor Telephone Plug

Mates with Nexus Series TJ-120, TJ-102, TJ-101 jacks. For custom molding directly to cable. Same as TP-120-7 but strain relief clip omitted.

TJ-120



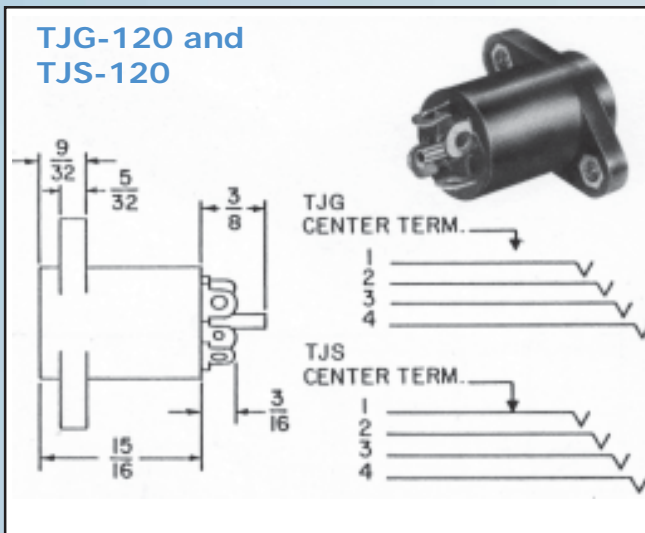
Flanged Rear-Mounted Jack

Mates with Nexus Series TP-120, TP-101, TP-102, and TPSJ-101 plugs. Nickel plated beryllium contacts are anchored in a phenolic body.

NEXUS

Commercial Telephone Plugs & Jacks Four Conductor

**TJG-120 and
TJS-120**



Flanged Rear-Mounted Jacks with Switches
Mates with Nexus Series TP-120, TP-101 and TP-102 plugs. A fifth contact has been added to the TJ-120 design in a normally open circuit with the No. 1 contact to make the TJG-120. Insertion of a four conductor plug closes the No. 1-5 contact circuit. The TJS-120 is the same as TJG-120 except the fifth, or switching contact is normally in a closed circuit with the No. 1 contact. Insertion of a four conductor plug opens the No. 1-5 contact circuit.

Standard plugs and jacks are available for prompt shipment.

Suggested wiring sequences for telephone plugs and jacks are as follows:

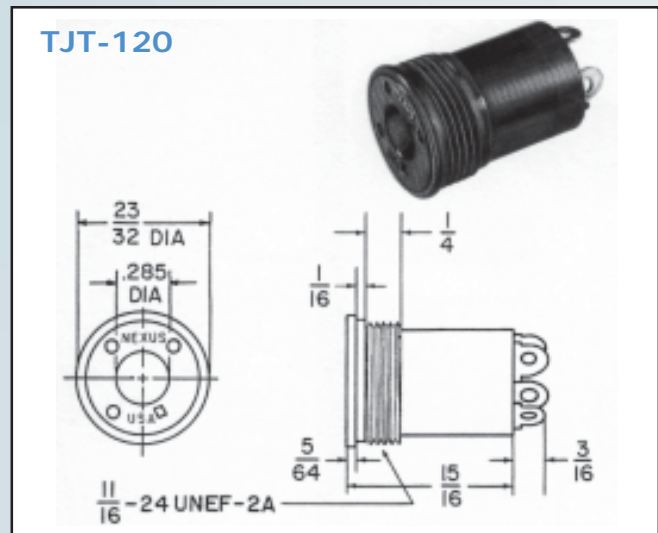
For binaural headsets, wire the connector

- Contact #1 Microphone, high
- Contact #2 Left earphone
- Contact #3 Microphone, low
- Contact #4 Right earphone
- Contact #5 Earphones, low

For monaural headsets, wire the connector

- Contact #1 Microphone, high
- Contact #2 Earphones, high
- Contact #3 Microphone, low
- Contact #4 Earphones, low

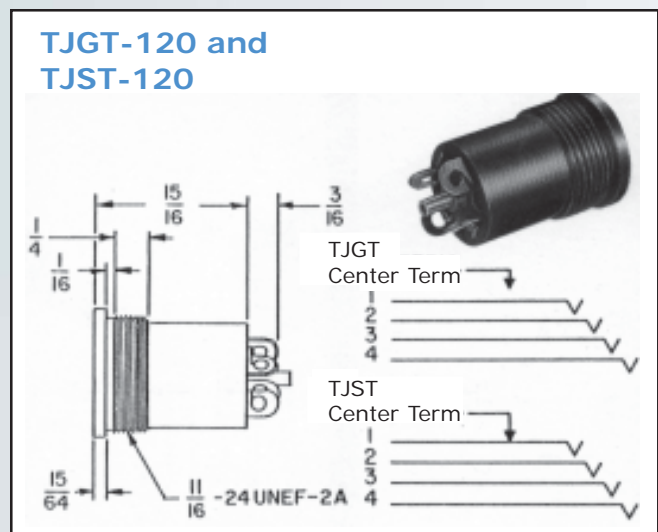
TJT-120



Threaded Front-Mounted Jack

Mates with Nexus Series TP-120, TP-101 and TP-102 plugs. Same material and construction as the TJ-120. Jack housing is threaded for front mounting by screwing into threaded mounting hole or by inserting into front of panel and securing with nut and lockwasher from behind.

**TJGT-120 and
TJST-120**



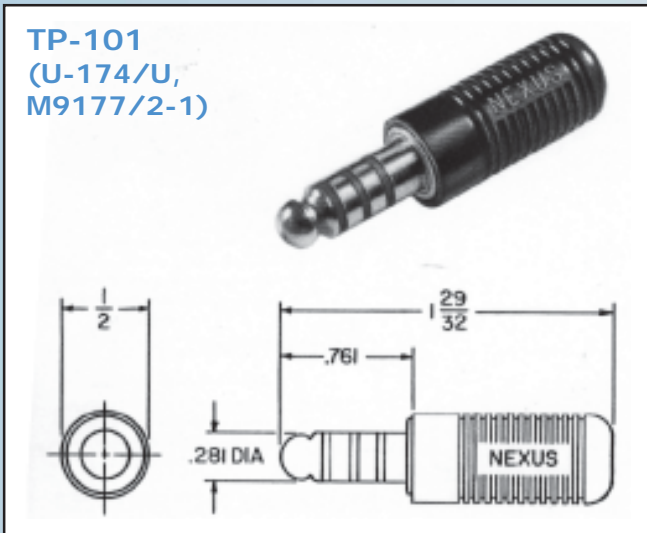
Threaded Front-Mounted Jack With Switches

Mates with Nexus Series TP-120, TP-101 and TP-102 plugs. A fifth contact has been added to the TJT-120 design in a normally open circuit with the No.1 contact to make the TJGT-120. Insertion of a four conductor plug closes the No. 1-5 contact circuit. The TJST-120 is the same as TJGT-120 except the fifth or switching contact is in a normally closed circuit with the No. 1 contact. Insertion of a four conductor plug open the No. 1-5 contact circuit.

Military Telephone Plugs & Jacks

Four Conductor

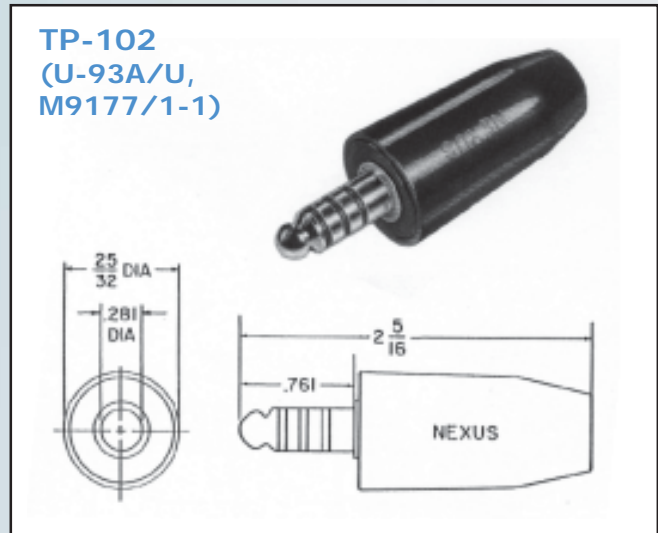
TP-101
(U-174/U,
M9177/2-1)



Four Conductor Telephone Plug

Mates with Nexus Series TJ-120, TJ-102 and TJ-101 jacks. One piece monel contacts integrally molded into glass filled nylon plastic.

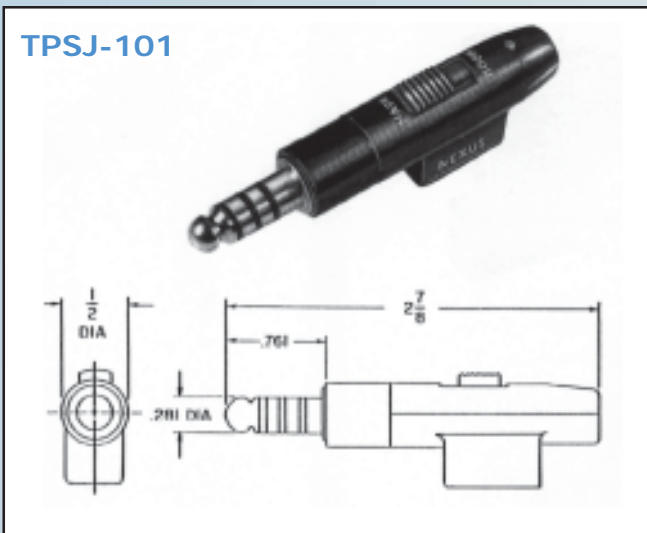
TP-102
(U-93A/U,
M9177/1-1)



Four Conductor Telephone Plug

Mates with Nexus Series TJ-120, TJ-102 and TJ-101 jacks. Nickel plated brass contacts molded into plastic body. It accommodates larger diameter cable than the TP-101 or TP-120.

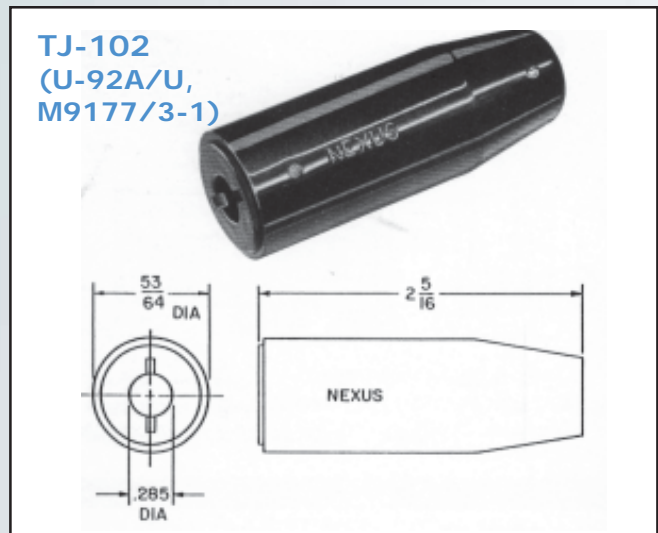
TPSJ-101



Plug-Switch-Jack Combination

Mates with Nexus Series TJ-120, TJ-102 and TJ-101 jacks. The jack section of the connector mates with a MP-101 plug. Provides the design and electrical characteristics of the TP-101, combined with a manually operated DPDT slide switch and integral two conductor microphone jack.

TJ-102
(U-92A/U,
M9177/3-1)



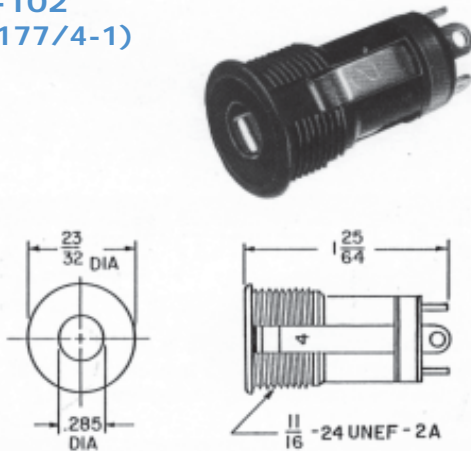
Four Conductor Telephone Jack

Mates with Nexus Series TP-120, TP-101, TPSJ-101 and TP-102 plugs. Nickel plated beryllium contacts are anchored in a glass filled nylon body.

NEXUS

Military Telephone Plugs & Jacks Four Conductor

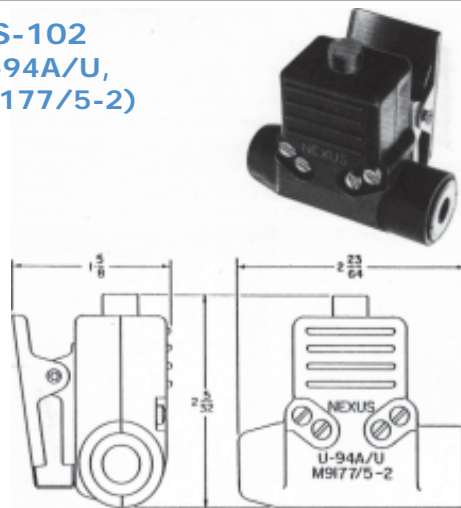
TJT-102
(M9177/4-1)



Four Conductor Telephone Jack

Mates with Nexus Series TP-120, TP-101 and TP-102 plugs. A panel mounted version of the TJ-102.

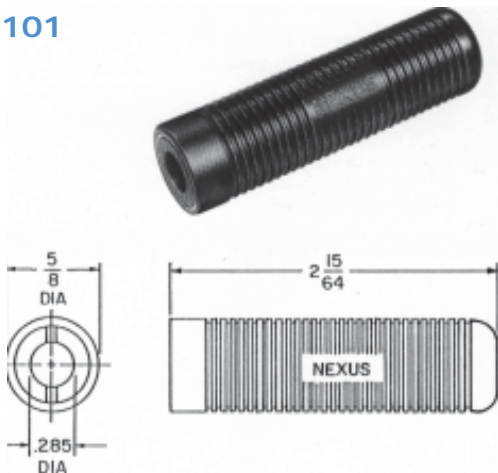
TJS-102
(U-94A/U,
M9177/5-2)



Telephone Jack Switch

Mates with Nexus Series TP-120, TP-101 and TP-102 plugs. Combines a jack similar to TJ-102 with a momentary contact push-button switch and a clothing clip.

TJ-101



Four Conductor Telephone Jack

Mates with Nexus Series TP-120, TP-101, TPSJ-101 and TP-102 plugs. Nickel plated beryllium copper contacts molded into plastic body.

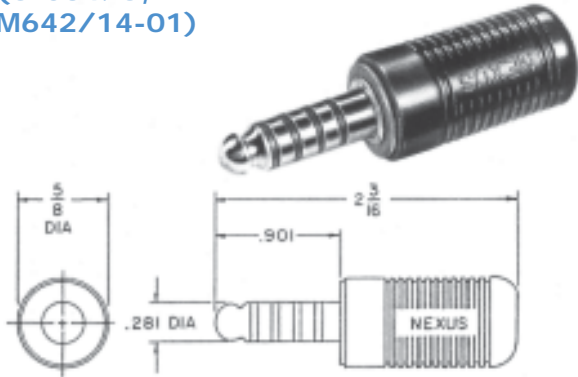


Assembly

Military Telephone Plugs & Jacks

Five Conductor

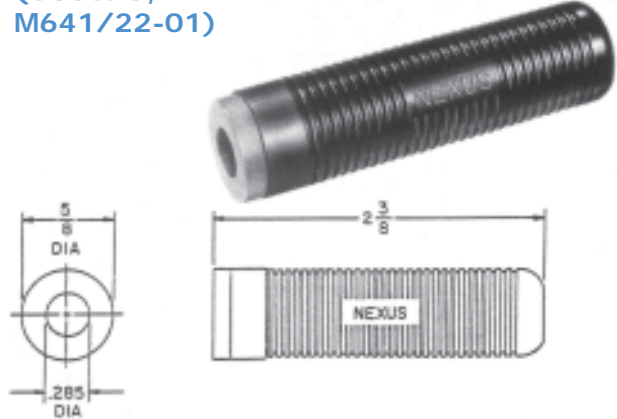
TP-105
(U-384/U,
M642/14-01)



Five Conductor Telephone Plug

Mates with Nexus Series TJ-105 and TJT-125 jacks. One piece monel contacts integrally molded into red plastic body.

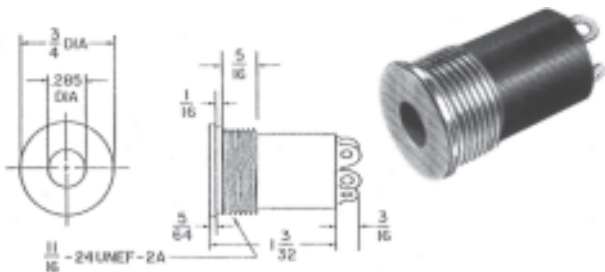
TJ-105
(U385/U,
M641/22-01)



Five Conductor Telephone Jack

Mates with TP-105 plug. Nickel plated beryllium copper contacts molded into red plastic body.

TJT-125



Threaded, Front-Mounted Five Conductor Telephone Jack

Mates with Nexus TP-105 plug. Similar material and construction as TJT-120 jack, but providing 5 contacts. Jack housing is threaded for front-mounting by screwing into mounting hole or by inserting into front of panel and securing by nut and lockwasher from behind. Threaded mounting is contact No. 5.

*Now
Available*



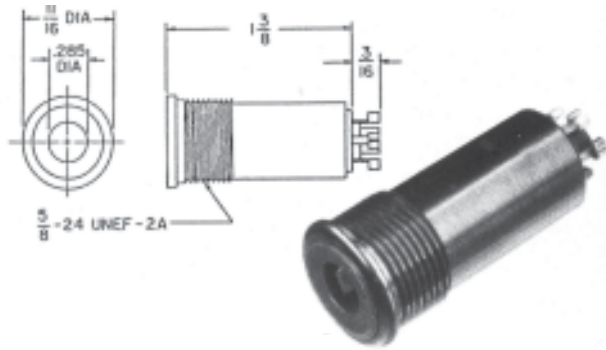
Miniature Series Seven Conductor

For more information
visit our website
www.nexus.com

NEXUS

Military Telephone Plugs & Jacks Five Conductor

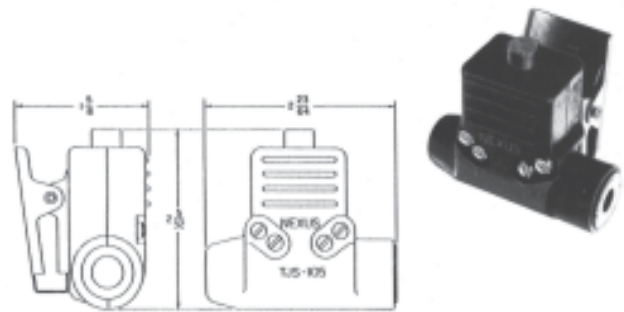
TJT-105



Threaded, Front-Mounted Five Conductor Telephone Jack

Mates with TP-105 plug. Jack housing is threaded for front-mounting by screwing into mounting hole or by inserting into front of panel and securing by nut and lockwasher from behind. All five contact terminations from rear of jack, threaded mounting is not a contact. Nickel plated beryllium copper contacts molded into red plastic body.

TJS-105



Five Conductor Telephone Jack Switch

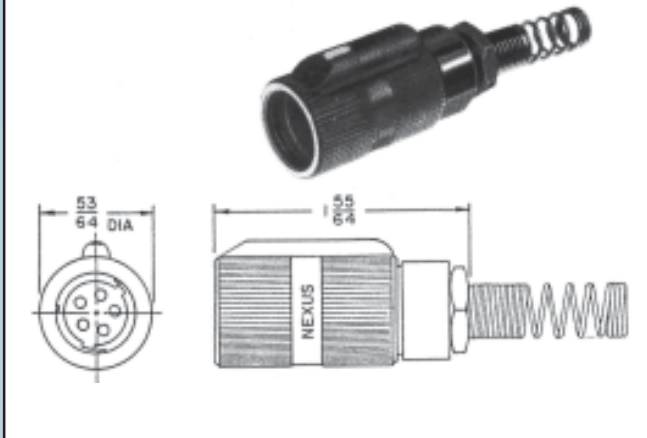
Mates with Nexus TP-105 plug. Combines a jack similar to TJ-105 with a momentary contact push-button switch and a clothing clip.

*Experienced
Dependable
Nexus
Team Members*



Military Audio Plugs Five and Six Conductor

AP-125
(M551 16/1)



Five Conductor

Wire strain relief, crimp sleeve terminals.

AP-126 (M55116/2)
Six Conductor

Wire strain relief, crimp sleeve terminals.

AP-145 (M55116/3)
Five Conductor

Wire strain relief, solder cup terminals.

AP-146 (M55116/4)
Six Conductor

Wire strain relief, solder cup terminals.

AP-155 (M55116/5)
Five Conductor

Molded strain relief, crimp sleeve terminals.

AP-156 (M55116/6)
Six Conductor

Molded strain relief, crimp sleeve terminals.

AP-165 (M55116/7)
Five Conductor

Molded strain relief, solder cup terminals.

AP-166 (M55116/8)
Six Conductor

Molded strain relief, solder cup terminals.

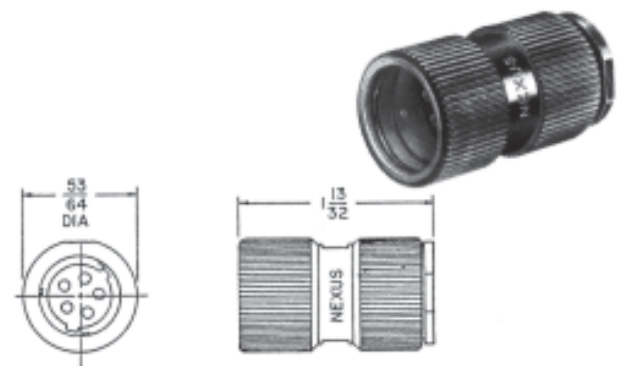
AP-136



Shielded Six Conductor

Same as AP-126 with provision to terminate shielded cable.

AP-105
(U-182 B/U)



Five Conductor

Mates with U-183/U and U-288/U. Use with molded rubber strain relief. AP-106 is the same as above except it has six conductors.

NEXUS

Military Audio Plugs Five and Six Conductor

AP-115
(U-229 B/U)



Five Conductor

Mates with U-183/U and U-228/U. Coil spring strain relief. The AP-116 is the same as above except it has six conductors.

NOTE: All 5-conductor plugs on pages 7 and 8 mate with M55116/9, M55116/11 and M55116/13 jacks. All 6-conductor plugs on pages 7 and 8 mate with M55116/10, M55116/12 and M55116/14 jacks. Shells are glass filled nylon plastic with metal insert.

*Quality Control
ISO 9001 Certified*



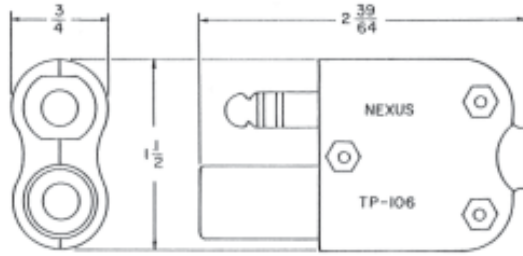
*In-house
CNC Machining*



Military Plugs and Jacks

Biaxial Shielded/Six and Eight Conductor

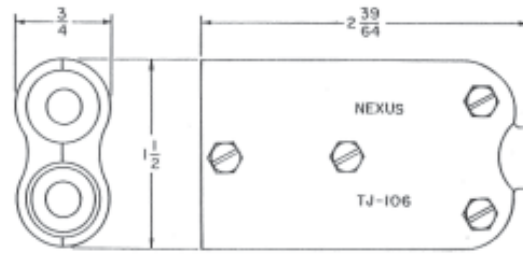
TP-106



**Telephone Plug Biaxial Shielded
Six Conductor**

Mates with Nexus Series TJ-106 jacks.

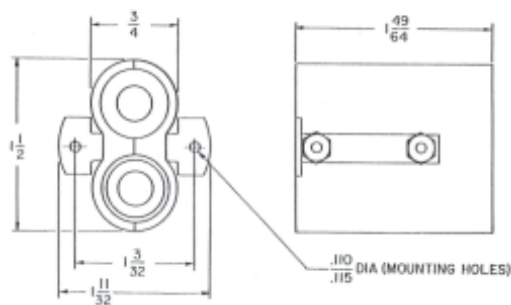
TJ-106



**Telephone Jack Biaxial Shielded
Six Conductor**

Mates with Nexus TP-106 plug.

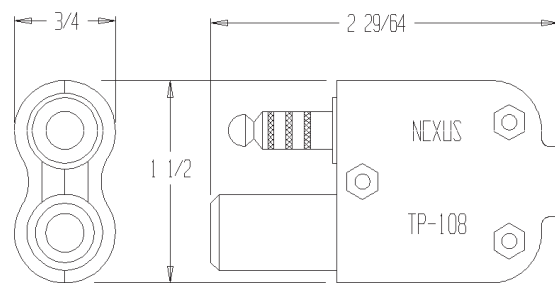
TJ-106 PM



**Telephone Jack Biaxial Shielded
Six Conductor Panel Mount**

Mates with Nexus TP-106 plug.

TP-108



**Telephone Plug Biaxial Shielded
Eight Conductor**


Mates with Nexus TJ-108 jack.

NEXUS

Military Plugs and Jacks

Biaxial Shielded/Six and Eight Conductor

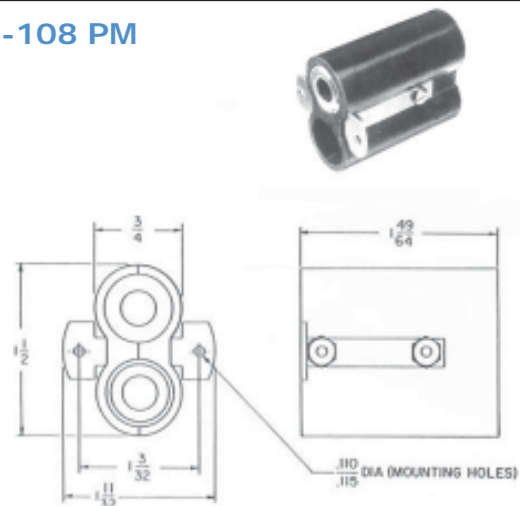
TJ-108



**Telephone Plug Biaxial Shielded
Eight Conductor**

Mates with Nexus TP-108 plug.

TJ-108 PM



**Telephone Jack Biaxial Shielded
Eight Conductor Panel Mount**

Mates with Nexus TP-108 plug.

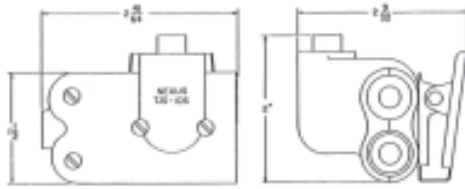



*Consistent Product
Reliability*

Military Jack-Switch Combinations

Biaxial Shielded/Six & Eight Conductor/ with Clothing Clip

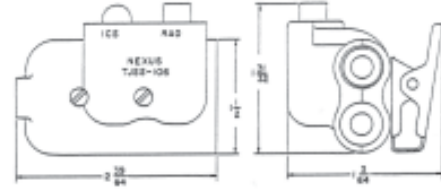
TJS-106



**Telephone Jack Switch Biaxial Shielded
Six Conductor**

Mates with TP-106 plug.

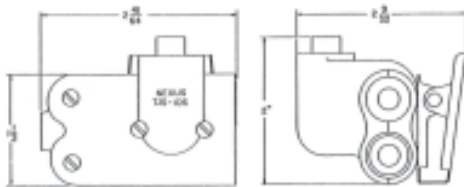

TJSS-106



**Telephone Jack, Two Switches
Biaxial Shielded, Six Conductor**

Mates with Nexus Series TP-106 plug.

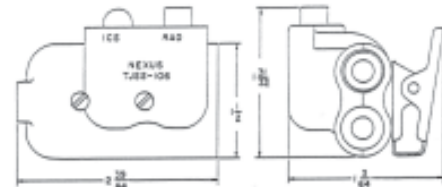
TJS-108



**Telephone Jack Switch Biaxial Shielded
Eight Conductor**

Mates with Nexus TP-108 plug.

TJSS-108



**Telephone Jack, Two Switches
Biaxial Shielded, Eight Conductor**

Mates with Nexus TP-108 plug.

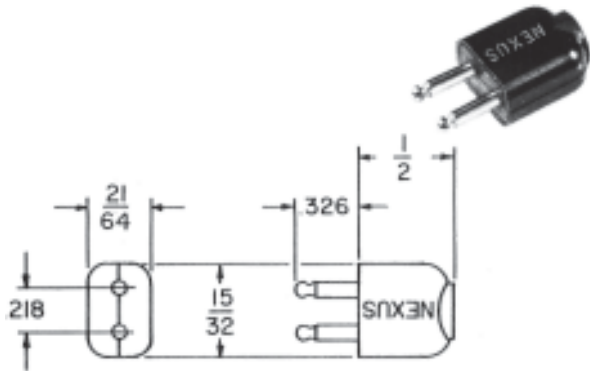
Nexus, Inc. developed these connectors at the request of the United States Army to meet special project requirements of Tempest. Nexus has the engineering capability to design connectors and electro-mechanical devices to meet special applications. We welcome your inquiries.

NEXUS

Military Microphone Plugs and Jacks

Two Conductor

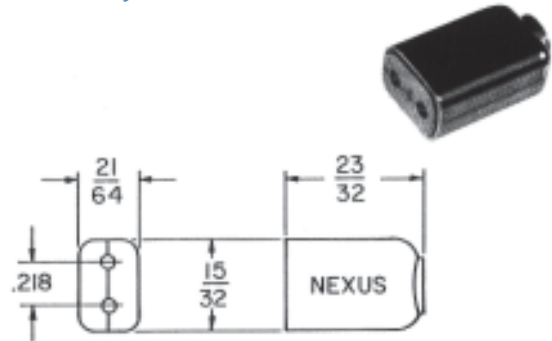
MP-101
(U-173/U)



Two Pin Microphone Plug

Mates with Nexus MJ-101, MJ-102, MJ-122, MJ-132 and MJ-112 two conductor jacks. Nickel plated beryllium copper contacts assemble into nylon body.

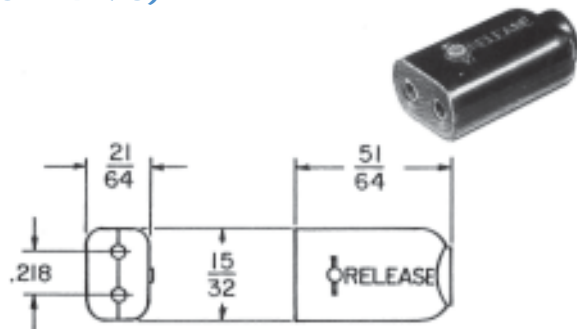
MJ-101
(U-172/U)



Two Conductor Microphone Jack

Mates with Nexus MP-101 two conductor plug. Nickel plated beryllium copper contacts assemble into nylon body.

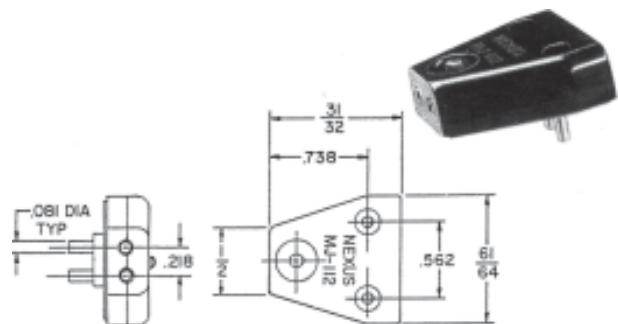
MJ-102
(U-179A/U)



Two Conductor Microphone Locking Jack

Mates with Nexus MP-101 two conductor plug. Similar to MJ-101 jack in electrical and material characteristics, but with spring-actuated locking design and manual button release.

MJ-112



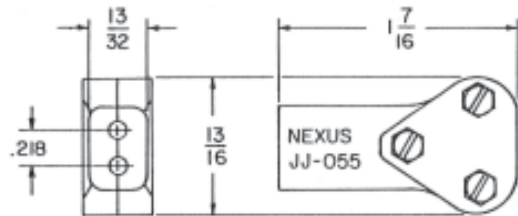
Two Conductor Microphone Jack

Mates with Nexus MP-101 two conductor plug. Special oxygen mask connector, nickel plated beryllium copper contacts, spring-actuated locking design and manual button release. Assembled in ABS body.

Military Microphone Plugs and Jacks

Two Conductor

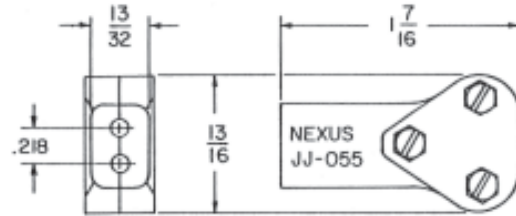
**MJ-122
(JJ-055)**



Two Conductor Microphone Jack

Mates with PJ-291, PJ-292 and Nexus MP-101 two conductor plugs. Nickel plated beryllium copper contacts assemble into glass filled nylon body.

**MJ-132
(JJ-055)**



Two Conductor Microphone Jack

Identical to MJ-122 except used with smaller diameter cable.

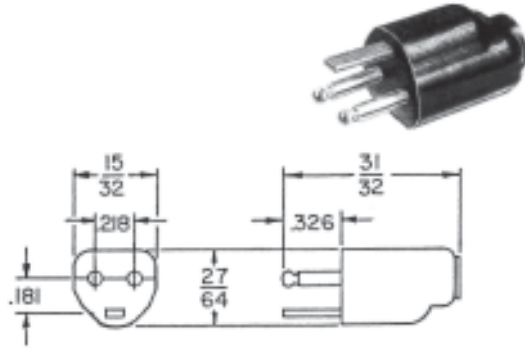


*Facilities
Located in Stamford,
Connecticut, USA*

NEXUS

Military Microphone Plugs and Jacks Three Conductor

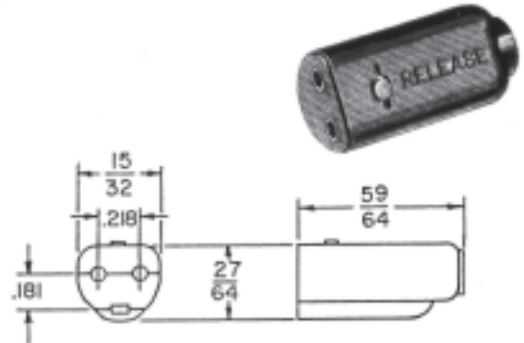
MP-103



Microphone Plug, Three Conductor

Mates with Nexus MJ-103 microphone jack three conductor. Nickel plated beryllium copper and brass contacts assemble into nylon body.

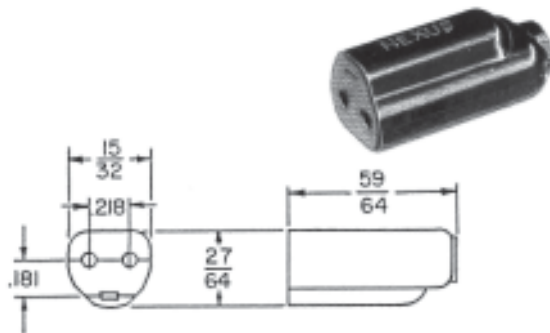
MJ-103



Microphone Locking Jack, Three Conductor

Mates with Nexus MP-103 microphone plug, three conductor. Nickel plated beryllium copper contacts, spring actuated locking design iwth manual button release, assemble into nylon body.

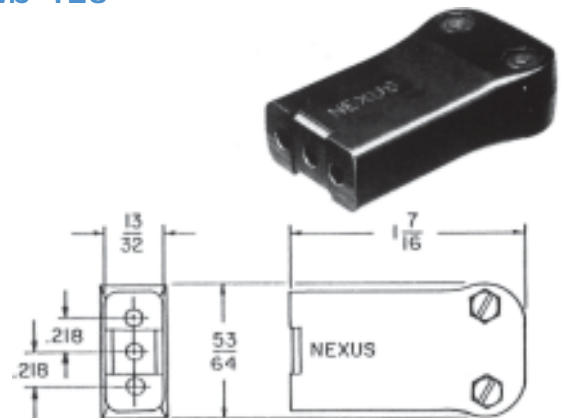
MJ-113



Microphone Jack, Three Conductor

Mates with Nexus MP-103 microphone plug, three conductor. Same as MJ-103 but without locking contacts. Nickel plated beryllium contacts assemble into nylon body.

MJ-123



Three Conductor Jack

Special three conductor jack, nickel plated contacts assemble into nylon body.

Military Microphone Plugs and Jacks Three Conductor

MJS-103

Microphone Jack Switch


Functions as a selector switch to choose either a boom microphone or a gasmask microphone by use of the switch lever. Mating connectors are two Nexus MP-103 plugs and one MJ-103 locking jack. This switch will also function with Nexus MP-102 and MJ-102 if the third circuit is not required.

New Line
of Miniatures



Miniature Series Seven Conductor

For more information
visit our website
www.nexus.com



Machining Capabilities

NEXUS

Military Plugs and Jacks Seven Conductor

AP-107



Seven Conductor, Watertight Breakaway Plug

Mates with Nexus AJ-107 jack. A field replaceable connector designed to function in extremely severe environments.

AJ-107

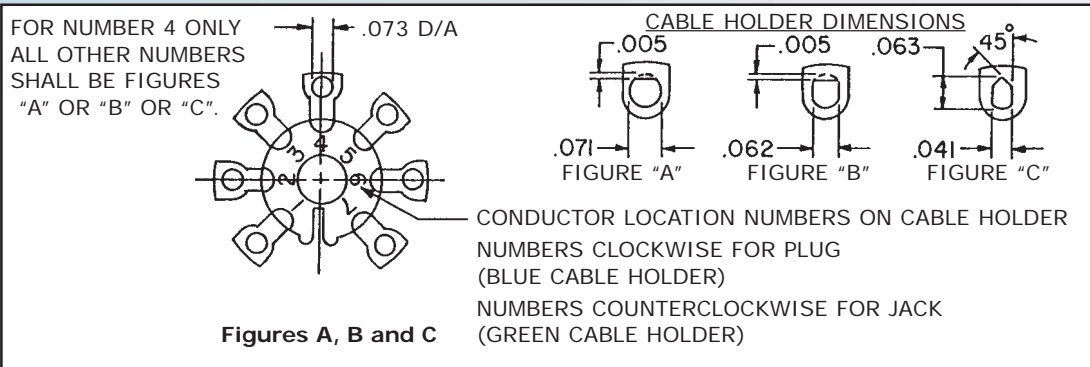


Seven Conductor, Watertight Breakaway Jack

Mates with Nexus AP-107 plug. Designed to meet severe environmental conditions, it is field replaceable.

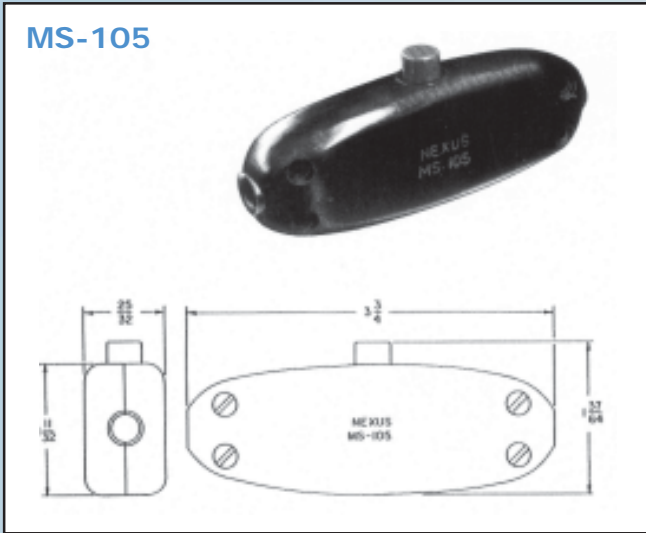
HARNESS DATA

NEXUS PART NUMBER	CABLE HOLDER		CABLE SEAL	CABLE (6 CONDUCTOR) WITH SHIELD
	PART NUMBER	FIGURE BELOW		
AP-107XL AJ-107XL	AP-107-3BXL AJ-107-3GXL	A	AP-107-27	 MIL-C-3885
AP-107XLS AJ-107XLS	AP-107-3BXLS AJ-107-3GXLS	B	AP-107-27	
AP-107 AJ-107	AP-107-3B AJ-107-3G	C	CUSTOMER MOLDS STRAIN RELIEF, THEN USES AP-107-27	 MIL-C-55668
AP-107A AJ-107A	AP-107-3B AJ-107-3G	C	AP-107-31	



Special Switches

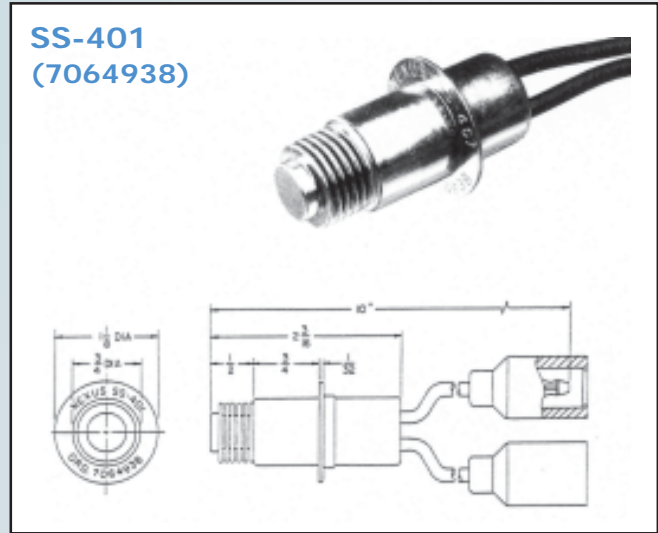
MS-105



In-Line Multi-Purpose Switch

An in-line push button switch that is adaptable to a number of arrangements.

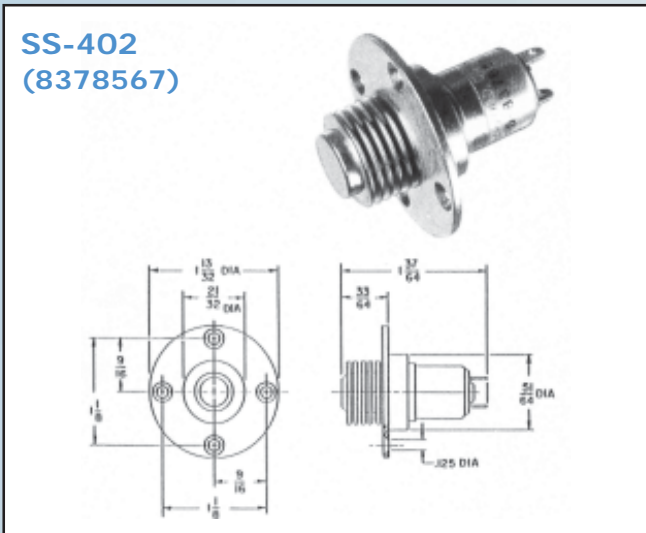
**SS-401
(7064938)**



Push-Button Bellows Switch, Watertight

Used in areas requiring a watertight push-button switch exposed to extreme environmental conditions. Approved by U.S. Army Tank-Automotive Material Readiness Command.

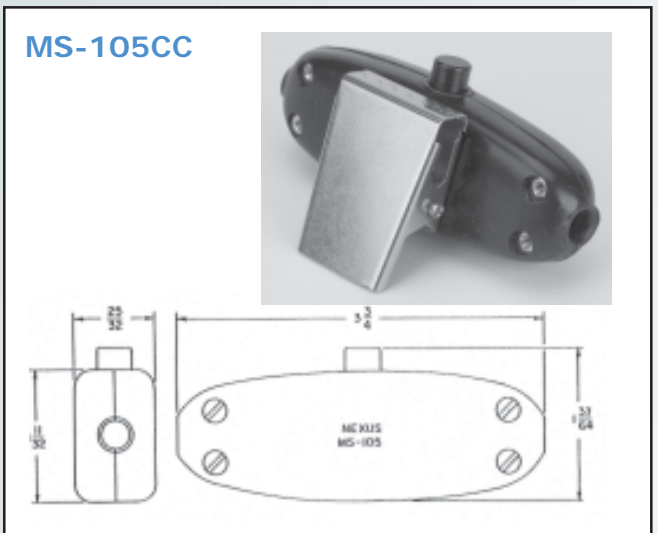
**SS-402
(8378567)**



Push-Button Bellows Switch, Watertight

Used in areas requiring a push-button switch exposed to extreme environmental conditions. Approved by U.S. Army Tank-Automotive Material Readiness Command.

MS-105CC



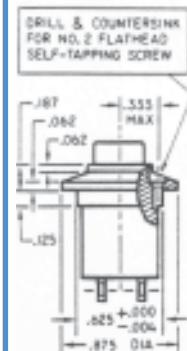
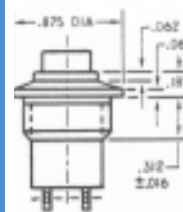
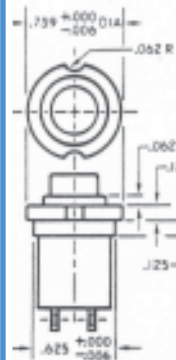
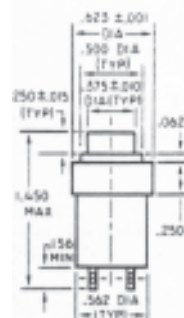
In-Line Multi-Purpose Switch with Clip

An in-line push button switch that is adaptable to a number of arrangements.

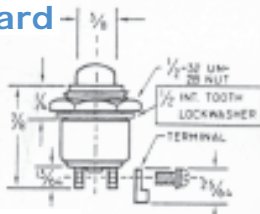
NEXUS

NEXUS Push-Button Series NX Switches

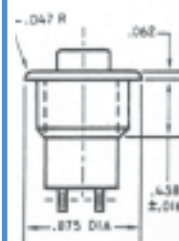
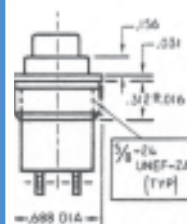
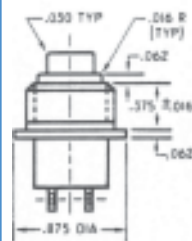
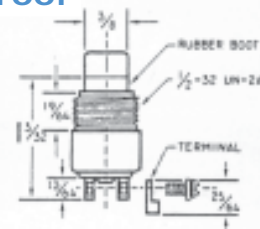
TYPES OF ADAPTERS



SERIES 200
Standard —



SERIES 300
Dustproof



NEXUS Push-Button Series NX Switches

SPECIFICATIONS:

AC Rating: 10 amps at 115 vac (Resistive load)
5 amps at 115 vac (Inductive load)
3 amps at 115 vac (Lamp load)

DC Rating: 10 amps at 28 vdc (Resistive load)
5 amps at 28 vdc (Inductive load)
3 amps at 28 vdc (Lamp load)

Type 7 Contact

Arrangement: Ratings are one half amperage

Mechanical

Life: 500,000 cycles

Action: Momentary snap or push-pull (as specified)

Plunger

Travel: .085 inch (approx.)

Operating

Force:

Ser. 20 & 30 3 to 5 pounds momentary
½ to 2 pounds push-pull

Ser. 22 & 32 2 to 3 pounds

Weight: .050 pound maximum

Case: Aluminum alloy, 2001 - T3, anodized in accordance with MIL-A-8625

Plunger: Glass filled nylon

Body: Diallyl phthalate in accordance with MIL-M-14

Terminals: Threaded 2-56 NC-2B

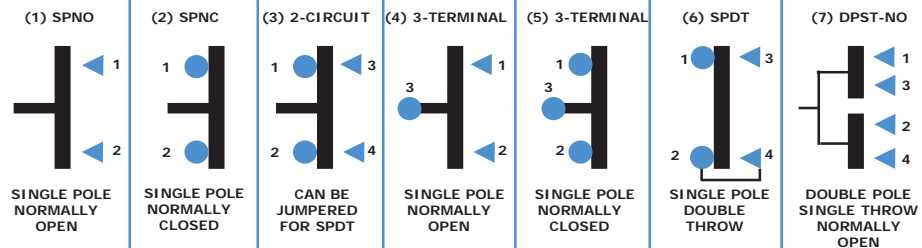
Terminal

Hardware: Solder-type wire terminals, with terminal mounting screws and lockwashers, supplied with each switch

Mounting: Basic switch supplied with ½-32 UN-2B nut and internal tooth lockwasher. Switch with mounting adapter C, F, G or H supplied with 5/8-24 UNEF-2B nut and internal tooth lockwasher.

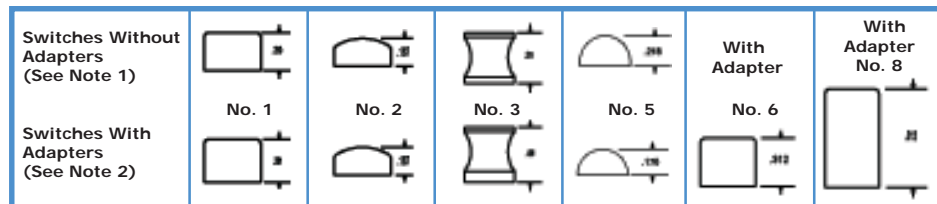
Special: Additional types of mounting, button styles, colors, and other variations are available on special order.

CONTACT ARRANGEMENTS



BUTTON STYLES

1. SWITCHES WITHOUT ADAPTERS — The button height dimension shown for both Series 300 switches is taken from top of rubber boot to top of button. Button numbers 1, 3 (push-pull), and 5 is for the Series 300 dustproof switches. The only button available for Series 200 switches is the Number 2. The button height dimension shown is taken from the top of the housing to the top of the button.



2. SWITCHES WITH ADAPTERS — The button height dimension shown for both series of switches is taken from top of adapter to top of button. Button numbers 1, 3 (push-pull), and 5 is for the Series 300 dustproof switches. Buttons 2, 6 and 8 are for the Series 200 standard switches.

NEXUS

How To Order

SWITCH SERIES

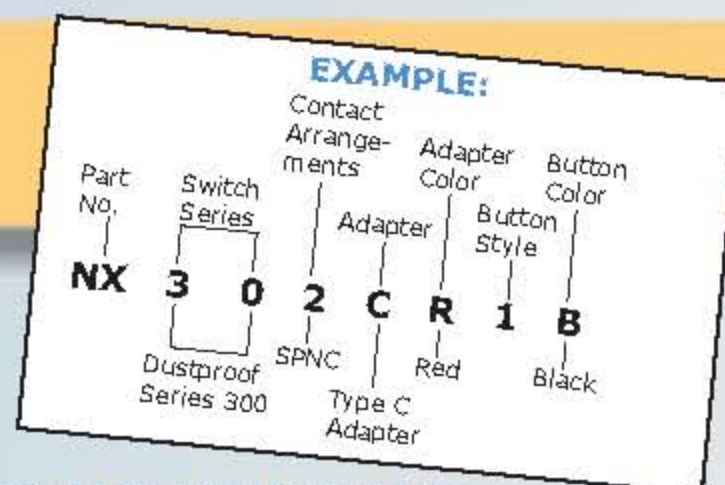
- 20 - Standard momentary or push-pull switches
- 22 - Standard switches with 2 -pound operating force
- 30 - Dustproof momentary or push-pull switches
- 32 - Dustproof switches with 2-pound operating force

ADAPTER TYPE

- O - Basic switch (no adapter)
- A - Switch with MIL type A adapter
- B - Switch with MIL type B adapter
- C - Switch with MIL type C adapter
- E - Switch with MIL type E adapter
- F - Switch with MIL type F adapter
- G - Switch with MIL type G adapter
- H - Switch with MIL type H adapter

ADAPTER COLOR

- B - Standard color, black
- R - Red
- C - Clear metal (aluminum)
- O - Without adapter



CONTACT ARRANGEMENTS

- 1 - SPNO Single pole, normally open
- 2 - SPNC Single pole, normally closed
- 3 - 2-CIR Two circuit
- 4 - 3-TNO Three terminal, normally open
- 5 - 3-TNC Three terminal, normally closed
- 6 - SPDT Single pole, double throw
- 7 - DPST Double pole, single throw, normally open








BUTTON STYLE

Numbers 1 through 8, see Button Styles on page 19.

BUTTON COLOR

- B - Standard color, black
- R - Red
- G - Gray
- W - White

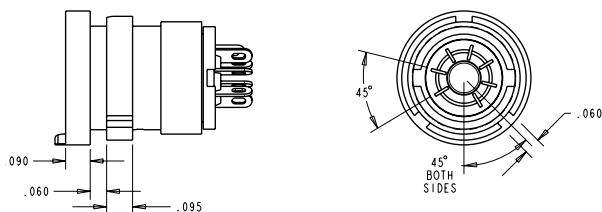
For switches with configurations and characteristics covered by MILS-S-8805/3, use the following table to convert from MIL to NEXUS part numbers. Order the NEXUS switch number shown in BOLD FACE below the MS25089 number. For white buttons, substitute W for B in the NEXUS partnumber.

MOUNTING	SWITCH ACTION	BUTTON COLOR	CONTACT 1	CONTACT 2	CONTACT 3	CONTACT 4	CONTACT 5
A 	MOMENTARY	Black	MS25089-1A NX301AB1B	MS25089-2A NX302AB1B	MS25089-3A NX303AB1B	MS25089-4A NX304AB1B	MS25089-5A NX305AB1B
		Red	MS25089-1AR NX301AB1R	MS25089-2AR NX302AB1R	MS25089-3AR NX303AB1R	MS25089-4AR NX304AB1R	MS25089-5AR NX305AB1R
B 	MOMENTARY	Black	MS25089-1B NX301BB1B	MS25089-2B NX302BB1B	MS25089-3B NX303BB1B	MS25089-4B NX304BB1B	MS25089-5B NX305BB1B
		Red	MS25089-1BR NX301BB1R	MS25089-2BR NX302BB1R	MS25089-3BR NX303BB1R	MS25089-4BR NX304BB1R	MS25089-5BR NX305BB1R
C 	MOMENTARY	Black	MS25089-1C NX301CB1B	MS25089-2C NX302CB1B	MS25089-3C NX303CB1B	MS25089-4C NX304CB1B	MS25089-5C NX305CB1B
		Red	MS25089-1CR NX301CB1R	MS25089-2CR NX302CB1R	MS25089-3CR NX303CB1R	MS25089-4CR NX304CB1R	MS25089-5CR NX305CB1R
	PUSH-PULL	Black	MS25089-1C-1 NX301CB3B	MS25089-2C-1 NX302CB3B	MS25089-3C-1 NX303CB3B	N/A	N/A
		Red	MS25089-1CR-1 NX301CB3R	MS25089-2CR-1 NX302CB3R	MS25089-3CR-1 NX303CB3R	N/A	N/A
E 	MOMENTARY	Black	MS25089-1E NX301EB1B	MS25089-2E NX302EB1B	MS25089-3E NX303EB1B	MS25089-4E NX304EB1B	MS25089-5E NX305EB1B
		Red	MS25089-1ER NX301EB1R	MS25089-2ER NX302EB1R	MS25089-3ER NX303EB1R	MS25089-4ER NX304EB1R	MS25089-5ER NX305EB1R
F 	MOMENTARY	Black	MS25089-1F NX301FB1B	MS25089-2F NX302FB1B	MS25089-3F NX303FB1B	MS25089-4F NX304FB1B	MS25089-5F NX305FB1B
		Red	MS25089-1FR NX301FB1R	MS25089-2FR NX302FB1R	MS25089-3FR NX303FB1R	MS25089-4FR NX304FB1R	MS25089-5FR NX305FB1R
	PUSH-PULL	Black	MS25089-1F-1 NX301FB3B	MS25089-2F-1 NX302FB3B	MS25089-3F-1 NX303FB3B	N/A	N/A
		Red	MS25089-1FR-1 NX301FB3R	MS25089-2FR-1 NX302FB3R	MS25089-3FR-1 NX303FB3R	N/A	N/A
G 	MOMENTARY	Black	MS25089-1G NX301GB1B	MS25089-2G NX302GB1B	MS25089-3G NX303GB1B	MS25089-4G NX304GB1B	MS25089-5G NX305GB1B
		Red	MS25089-1GR NX301GB1R	MS25089-2GR NX302GB1R	MS25089-3GR NX303GB1R	MS25089-4GR NX304GB1R	MS25089-5GR NX305GB1R
	PUSH-PULL	Black	MS25089-1G-1 NX301GB3B	MS25089-2G-1 NX302GB3B	MS25089-3G-1 NX303GB3B	N/A	N/A
		Red	MS25089-1GR-1 NX301GB3R	MS25089-2GR-1 NX302GB3R	MS25089-3GR-1 NX303GB3R	N/A	N/A
H 	MOMENTARY	Black	MS25089-1H NX301HB1B	MS25089-2H NX302HB1B	MS25089-3H NX303HB1B	MS25089-4H NX304HB1B	MS25089-5H NX305HB1B
		Red	MS25089-1HR NX301HB1R	MS25089-2HR NX302HB1R	MS25089-3HR NX303HB1R	MS25089-4HR NX304HB1R	MS25089-5HR NX305HB1R
	PUSH-PULL	Black	MS25089-1H-1 NX301HB3B	MS25089-2H-1 NX302HB3B	MS25089-3H-1 NX303HB3B	N/A	N/A
		Red	MS25089-1HR-1 NX301HB3R	MS25089-2HR-1 NX302HB3R	MS25089-3HR-1 NX303HB3R	N/A	N/A

Miniature Series Seven Conductor

NEW LINE OF MINIATURES!

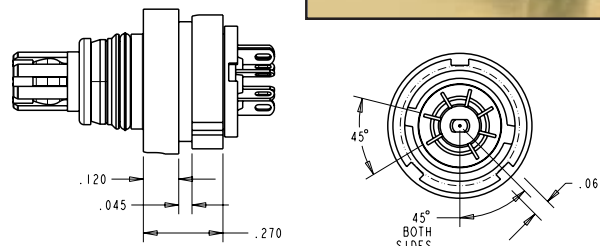
AP-117OM



Seven Conductor, Miniature Waterproof Plug

Over mold version, solder terminals, mates with all versions of the AJ-117.

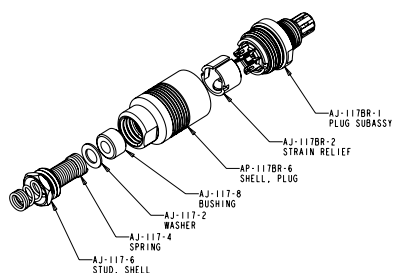
AJ-117OM



Seven Conductor, Miniature Waterproof Jack

Over mold version, solder terminals, mates with all versions of the AP-117.

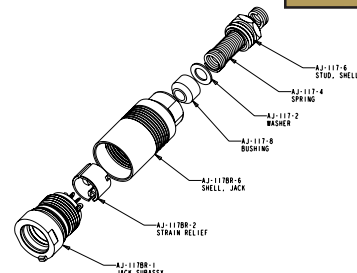
AP-117BR



Seven Conductor, Miniature Waterproof Plug

Wire strain relief and solder terminals, .148" max cable diameter, mates with AJ-117BR, AJ-117BRXL and AJ-117OM.

AJ-117BR



Seven Conductor, Miniature Waterproof Jack

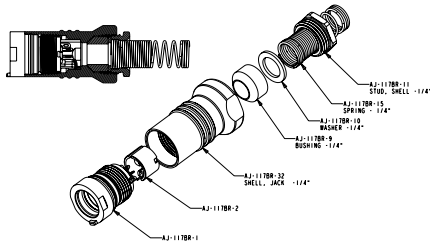
Wire strain relief and solder terminals, .148" max cable diameter, mates with AP-117BR, AP-117BRXL and AP-117OM.

NEXUS

NEW LINE OF MINIATURES!

Miniature Series Seven Conductor

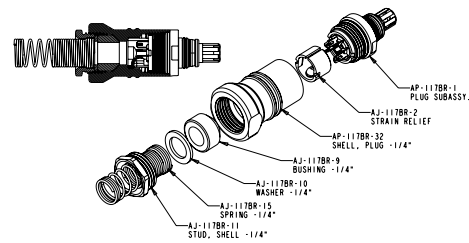
AJ-117BRXL



Seven Conductor, Miniature Waterproof Jack

Wire strain relief and solder terminals, .250" max cable diameter, mates with AP-117BRXL, AP-117BR and AP-117OM.

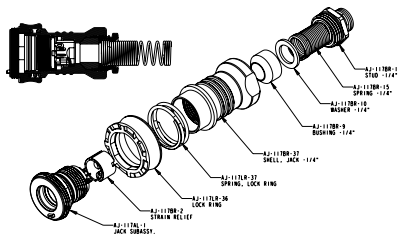
AP-117BRXL



Seven Conductor, Miniature Waterproof Plug

Wire strain relief and solder terminals, .250" max cable diameter, mates with AJ-117BRXL, AJ-117BR and AJ-117OM.

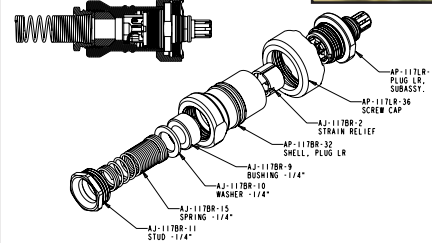
AJ-117LR-AL



Seven Conductor, Miniature Waterproof Jack

With locking ring, wire strain relief and solder terminals, .250" max cable diameter, mates with AP-117LR-AL.

AP-117LR-AL



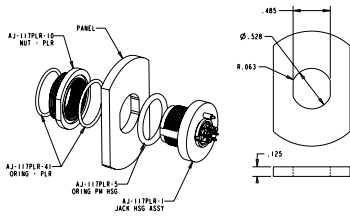

Seven Conductor, Miniature Waterproof Plug

With locking ring, wire strain relief and solder terminals, .250" max cable diameter, mates with AJ-117LR-AL.

Miniature Series Seven Conductor

**NEW LINE
OF MINIATURES!**

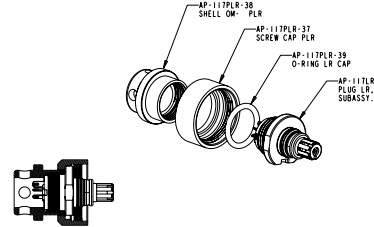
AJ-117PLR



Seven Conductor, Miniature Waterproof Jack

Panel mount from rear of panel, with locking ring, solder terminals, mates with AP-117PLR.

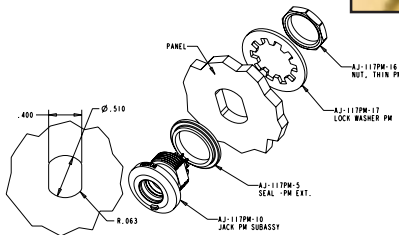
AP-117PLR



Seven Conductor Miniature Waterproof Plug

Over mold plug with locking ring, solder terminals, mates with AJ-117PLR.

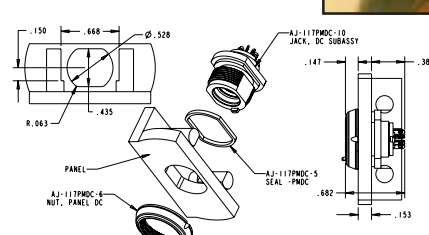
AJ-117PM



Seven Conductor, Miniature Waterproof Jack

Panel mount from front of panel, solder terminals, mates with all versions of the AP-117. Nut and lockwasher are included.

AJ-117PMDC



Seven Conductor, Miniature Waterproof Jack

Panel mount from rear of panel, solder terminals, mates with all versions of the AP-117.

NEXUS

Introducing . . .

Miniature Break-Away Waterproof 10 Pin Connectors



Same characteristics
as larger connectors but
SMALLER





Компания «ЭлектроПласт» предлагает заключение долгосрочных отношений при поставках импортных электронных компонентов на взаимовыгодных условиях!

Наши преимущества:

- Оперативные поставки широкого спектра электронных компонентов отечественного и импортного производства напрямую от производителей и с крупнейших мировых складов;
- Поставка более 17-ти миллионов наименований электронных компонентов;
- Поставка сложных, дефицитных, либо снятых с производства позиций;
- Оперативные сроки поставки под заказ (от 5 рабочих дней);
- Экспресс доставка в любую точку России;
- Техническая поддержка проекта, помощь в подборе аналогов, поставка прототипов;
- Система менеджмента качества сертифицирована по Международному стандарту ISO 9001;
- Лицензия ФСБ на осуществление работ с использованием сведений, составляющих государственную тайну;
- Поставка специализированных компонентов (Xilinx, Altera, Analog Devices, Intersil, Interpoint, Microsemi, Aeroflex, Peregrine, Syfer, Eurofarad, Texas Instrument, Miteq, Cobham, E2V, MA-COM, Hittite, Mini-Circuits, General Dynamics и др.);

Помимо этого, одним из направлений компании «ЭлектроПласт» является направление «Источники питания». Мы предлагаем Вам помощь Конструкторского отдела:

- Подбор оптимального решения, техническое обоснование при выборе компонента;
- Подбор аналогов;
- Консультации по применению компонента;
- Поставка образцов и прототипов;
- Техническая поддержка проекта;
- Защита от снятия компонента с производства.



Как с нами связаться

Телефон: 8 (812) 309 58 32 (многоканальный)

Факс: 8 (812) 320-02-42

Электронная почта: org@eplast1.ru

Адрес: 198099, г. Санкт-Петербург, ул. Калинина, дом 2, корпус 4, литера А.