

3.5 mm×2.9 mm SMD Light Touch Switches

Type: **EVPAA**



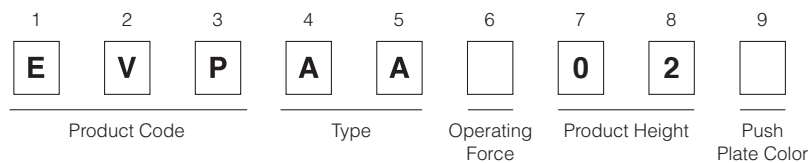
■ Features

- External dimensions : 3.5 mm×2.9 mm, Height 1.7 mm
- High operating force available
(Operating force : 7.0 N max.)
- Optional ground terminal

■ Recommended Applications

- Operation switches for portable electronic equipments
(Mobile phones, Digital still cameras, etc.)
- Operating switches for keyless entry systems

■ Explanation of Part Numbers




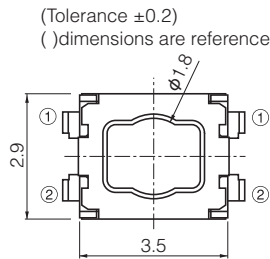
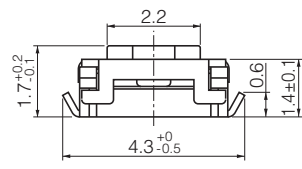
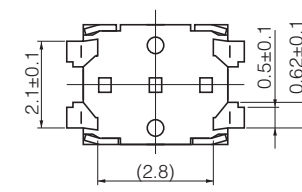
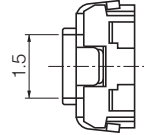
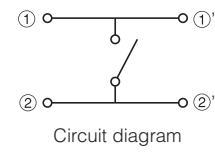
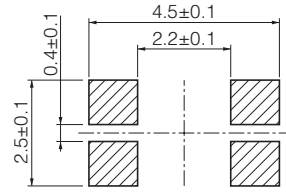
■ Specifications

Type		Snap action/Push-on type SPST
Electrical	Rating	10 μA 2 V DC to 20 mA 15 V DC (Resistive load)
	Contact Resistance	100 mΩ max.
	Insulation Resistance	100 MΩ min. (at 100 V DC)
	Dielectric Withstanding Voltage	250 V AC for 1 minute
	Bouncing	10 ms max. (ON, OFF)
Mechanical	Operating Force	1.0 N, 1.6 N, 2.4 N, 3.5 N, 5.0 N, 7.0 N
	Travel	0.15 mm±0.1 mm
Endurance	Operating Life	1,000,000 cycles min. (1.0 N) 500,000 cycles min. (3.5 N) 200,000 cycles min. (1.6 N, 2.4 N, 3.5 N) 100,000 cycles min. (5.0 N, 7.0 N)
Operating Temperature		-40 °C to +85 °C
Storage Temperature		-40 °C to +85 °C (Bulk) -20 °C to +60 °C (Taping)
Minimum Quantity/Packing Unit		5,000 pcs. Embossed Taping (Reel Pack)
Quantity/Carton		25,000 pcs.

Note: Non washable


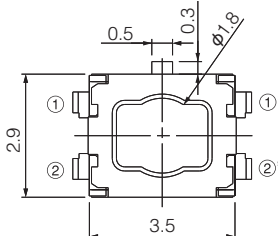
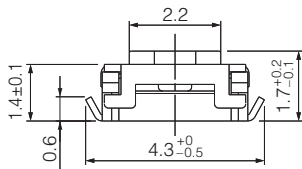
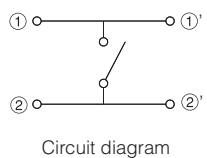
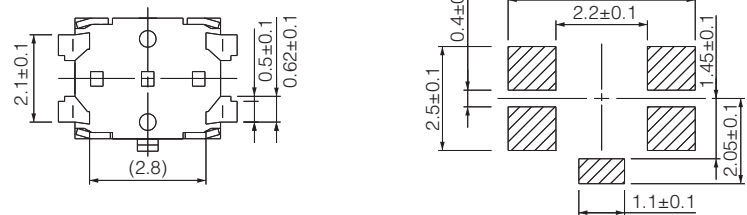
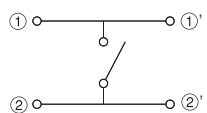
Design and specifications are each subject to change without notice. Ask factory for the current technical specifications before purchase and/or use.
Should a safety concern arise regarding this product, please be sure to contact us immediately.

■ Dimensions in mm (not to scale)

<p>No. 1</p> <p>EVPAA</p> <p>(Embossed Taping) Thickness : 1.7 mm With J-bent terminals Without Ground Terminal</p> 	<p>(Tolerance ± 0.2) () dimensions are reference dimensions.</p>    			
	 <p>Circuit diagram</p>		 <p>PWB land pattern for reference</p>	
Part Numbers	Ground Terminal	Operating Force	Push Plate Color	Operating Life
EVPA002K	Without	1.0 N	Black	1,000,000 cycles
EVPA0202K	Without	1.6 N	Black	200,000 cycles
EVPA0402W	Without	2.4 N	White	200,000 cycles
EVPA0602W	Without	3.5 N	White	200,000 cycles
EVPAAM02W	Without	3.5 N	White	500,000 cycles
EVPA0802Q	Without	5.0 N	Gray	100,000 cycles
EVPAAN02Q	Without	5.0 N	Gray	100,000 cycles (High load : 10N)
EVPAAU02Q	Without	7.0 N	Gray	100,000 cycles

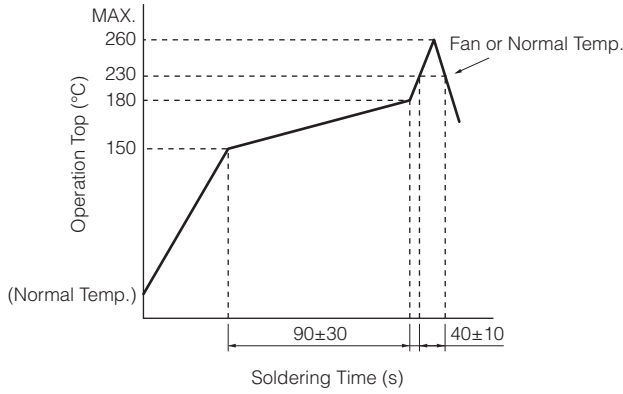
Design and specifications are each subject to change without notice. Ask factory for the current technical specifications before purchase and/or use.
 Should a safety concern arise regarding this product, please be sure to contact us immediately.

■ Dimensions in mm (not to scale)

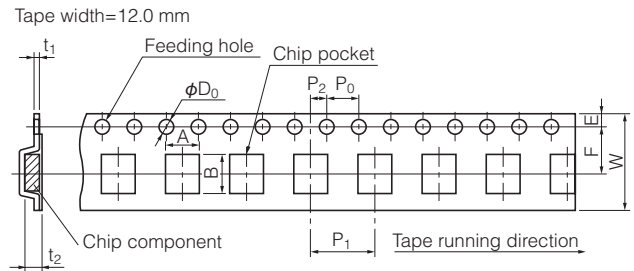
<p>No. 2</p> <p>EVPAA</p> <p>(Embossed Taping) Thickness : 1.7 mm With J-bent terminals With Ground Terminal</p> 	<p>(Tolerance ± 0.2) () dimensions are reference dimensions.</p>     <p>Circuit diagram</p>  <p>PWB land pattern for reference</p>			
<p>Part Numbers</p>	<p>Ground Terminal</p>	<p>Operating Force</p>	<p>Push Plate Color</p>	<p>Operating Life</p>
<p>EVPAA102K</p>	<p>With</p>	<p>1.0 N</p>	<p>Black</p>	<p>1,000,000 cycles</p>
<p>EVPAA302K</p>	<p>With</p>	<p>1.6 N</p>	<p>Black</p>	<p>200,000 cycles</p>
<p>EVPAA502W</p>	<p>With</p>	<p>2.4 N</p>	<p>White</p>	<p>200,000 cycles</p>
<p>EVPAA702W</p>	<p>With</p>	<p>3.5 N</p>	<p>White</p>	<p>200,000 cycles</p>
<p>EVPAAQ02W</p>	<p>With</p>	<p>3.5 N</p>	<p>White</p>	<p>500,000 cycles</p>
<p>EVPAA902Q</p>	<p>With</p>	<p>5.0 N</p>	<p>Gray</p>	<p>100,000 cycles</p>
<p>EVPAAR02Q</p>	<p>With</p>	<p>5.0 N</p>	<p>Gray</p>	<p>100,000 cycles (High load : 10N)</p>

Design and specifications are each subject to change without notice. Ask factory for the current technical specifications before purchase and/or use.
Should a safety concern arise regarding this product, please be sure to contact us immediately.

■ Recommended Reflow Soldering Conditions



● Embossed Carrier Taping

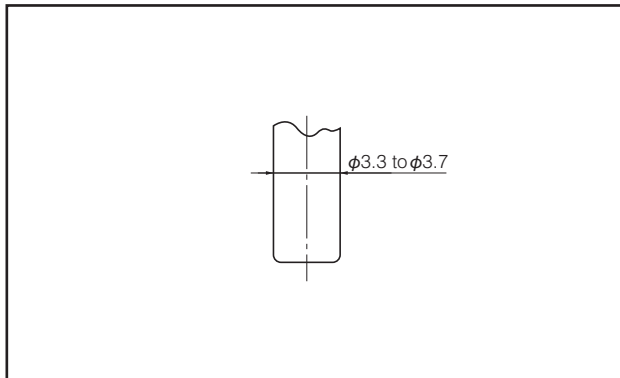


Taping condition : Lack of products in the middle of taping should be one MAX, but total quantity specified in the specifications should be secured.
 Peeling off strength of top tape : It should be within 0.2N to 1.0N at 165 degree in peeling off angle.
 Joint of carrier tape : One joint per one reel may exist.

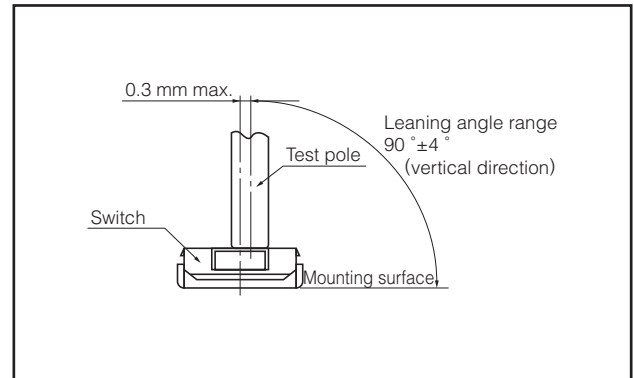
Unit: mm

Part No.	Height	A	B	W	F	E	P ₁	P ₂	P ₀	D ₀ Dia	t ₁	t ₂
EVPAA	1.7	4.5±0.2	3.8±0.2	12.0±0.3	5.5±0.1	1.75±0.10	8.0±0.1	2.0±0.1	4.0±0.1	1.5 ^{+0.1}	0.3±0.1	1.85±0.20

■ Recommended Shape of Test Pole



■ Recommended Operating Conditions



Design and specifications are each subject to change without notice. Ask factory for the current technical specifications before purchase and/or use.
 Should a safety concern arise regarding this product, please be sure to contact us immediately.

Mouser Electronics

Authorized Distributor

Click to View Pricing, Inventory, Delivery & Lifecycle Information:

Panasonic:

[EVP-AA102K](#) [EVP-AA302K](#) [EVP-AA502W](#) [EVP-AA702W](#) [EVP-AA902Q](#) [EVP-AA002K](#) [EVP-AA202K](#) [EVP-AA402W](#) [EVP-AA602W](#) [EVP-AA802Q](#) [EVP-AAM02W](#) [EVP-AAN02Q](#) [EVP-AAU02Q](#) [EVP-AAQ02W](#) [EVP-AAR02Q](#)



Компания «ЭлектроПласт» предлагает заключение долгосрочных отношений при поставках импортных электронных компонентов на взаимовыгодных условиях!

Наши преимущества:

- Оперативные поставки широкого спектра электронных компонентов отечественного и импортного производства напрямую от производителей и с крупнейших мировых складов;
- Поставка более 17-ти миллионов наименований электронных компонентов;
- Поставка сложных, дефицитных, либо снятых с производства позиций;
- Оперативные сроки поставки под заказ (от 5 рабочих дней);
- Экспресс доставка в любую точку России;
- Техническая поддержка проекта, помощь в подборе аналогов, поставка прототипов;
- Система менеджмента качества сертифицирована по Международному стандарту ISO 9001;
- Лицензия ФСБ на осуществление работ с использованием сведений, составляющих государственную тайну;
- Поставка специализированных компонентов (Xilinx, Altera, Analog Devices, Intersil, Interpoint, Microsemi, Aeroflex, Peregrine, Syfer, Eurofarad, Texas Instrument, Miteq, Cobham, E2V, MA-COM, Hittite, Mini-Circuits, General Dynamics и др.);

Помимо этого, одним из направлений компании «ЭлектроПласт» является направление «Источники питания». Мы предлагаем Вам помощь Конструкторского отдела:

- Подбор оптимального решения, техническое обоснование при выборе компонента;
- Подбор аналогов;
- Консультации по применению компонента;
- Поставка образцов и прототипов;
- Техническая поддержка проекта;
- Защита от снятия компонента с производства.



Как с нами связаться

Телефон: 8 (812) 309 58 32 (многоканальный)

Факс: 8 (812) 320-02-42

Электронная почта: org@eplast1.ru

Адрес: 198099, г. Санкт-Петербург, ул. Калинина, дом 2, корпус 4, литера А.