



FEATURES

Small size - High voltage – High Capacitance

APPLICATIONS

UPS – DC link – AC/DC motor controls – Power inverters

Operating Temperature Range		-40°C to +100°C Above +85°C applied voltage must be de-rated by 1.5%/°C							
Capacitance Tolerance		±10% at 1 kHz, 25°C ±5% optional							
Surge Voltage	VDC	Code	A35	A40	A45	A50	A55	A60	A70
		85°C	575	700	800	900	1000	1100	1275
	Repetitive SVDC	70°C	630	770	880	1000	1100	1200	1400
		85°C	660	805	920	1035	1150	1265	1465
		70°C	720	885	1010	1150	1265	1380	1610
		85°C	750	910	1040	1170	1300	1430	1655
Non-repetitive SVDC	70°C	815	1000	1140	1300	1430	1560	1820	
	Repetitive SVDC: Maximum repetitive voltage for 1 hour Max/Day								
AC Voltage	Code		A35	A40	A45	A50	A55	A60	A70
	VDC		575	700	800	900	1000	1100	1275
	VAC	85°C	240	285	315	350	400	420	440
		70°C	250	300	330	370	420	440	460
Dissipation Factor (MAX) Tan δ (%) at 1 kHz and 25°C		C ≤ 4μF	4μF < C ≤ 12μF		12μF < C ≤ 20μF		20μF < C ≤ 40μF	40μF < C ≤ 75μF	C > 75μF
		.06	.08		.11		.14	.17	.2
ESR (mΩ)	Lead spacing (mm)		Frequency range			ESR Value			
	27.5		10kHz - 60kHz			See standard part listing			
	37.5		10kHz - 45 kHz			See standard part listing			
	52.5		10kHz - 30 kHz			See standard part listing			
RMS Current		No RMS current is to be applied at temperatures > +95°C							
Ripple Current		See standard part listing, No ripple current is to be applied when the ambient temperature is ≥ +95°C							
Insulation Resistance		3000 MΩxμF (10000 MΩxμF typical) "Not to exceed 3GΩ" After 1 minute of 100VDC applied between the terminals at 25°C							
Self Inductance		<1 nano-Henry per mm of lead spacing and lead length							
Long Term Stability		Capacitance variation <1% MAX after 2 years							
Dielectric Strength	Terminal to Terminal					Terminal to case			
	150% of VDC or 150% of VAC applied for 10 Seconds and 25°C					3KVAC at 50/60 Hz applied between the terminals and case for 60 Seconds and 25°C			



Life Expectancy	≥ 60000 with VAC, ≥ 200000 With WVDC applied at $+70^{\circ}\text{C}$ ≥ 30000 with VAC, ≥ 100000 With WVDC applied at $+85^{\circ}\text{C}$ ≥ 10000 with $0.8 \times \text{VAC}$, ≥ 30000 With $0.8 \times \text{WVDC}$ applied at $+100^{\circ}\text{C}$		
Failure Quota	300/billion component hours		
Damp Heat Test	Test Condition	Performance requirements	
	Temperature= $+40^{\circ}\text{C} \pm 2^{\circ}\text{C}$	Max Capacitance change	$\leq \pm 3\%$ of initially measured valued
	Relative Humidity= $93 \pm 2\%$	DF Change	$\leq 200\%$ of initially specified valued
	Test length= 56 days	Insulation resistance	$\geq 50\%$ of minimum specified value
Resistance to soldering Heat Solder bath temperature: $+260^{\circ}\text{C} \pm 5^{\circ}\text{C}$ Exposure time: 10 seconds ± 1 second	Max Capacitance change	$\leq 1\%$ of initially measured value	
	DF Change	$\leq .1\%$ at 1kHz	
	Insulation resistance	$\geq 50\%$ of minimum specified value	
Construction	Metallized Polypropylene film		
Electrodes	Vacuum deposited Metal layers		
Coating	Flame retardant Solvent resistant plastic case with epoxy end fill		
Lead Terminations	Lead free tinned copper leads		

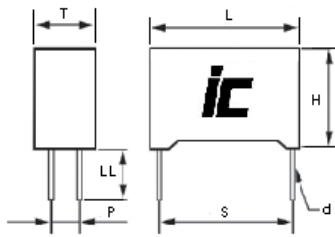


Lead styles



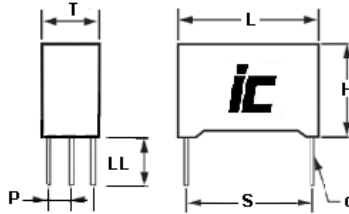
2 leads

Length (L)	32	41.5	42.5	57.5
Lead spacing (S)	27.5	37.5	37.5	52.5
Lead Length (LL)	5mm +/-1 mm			



4 leads

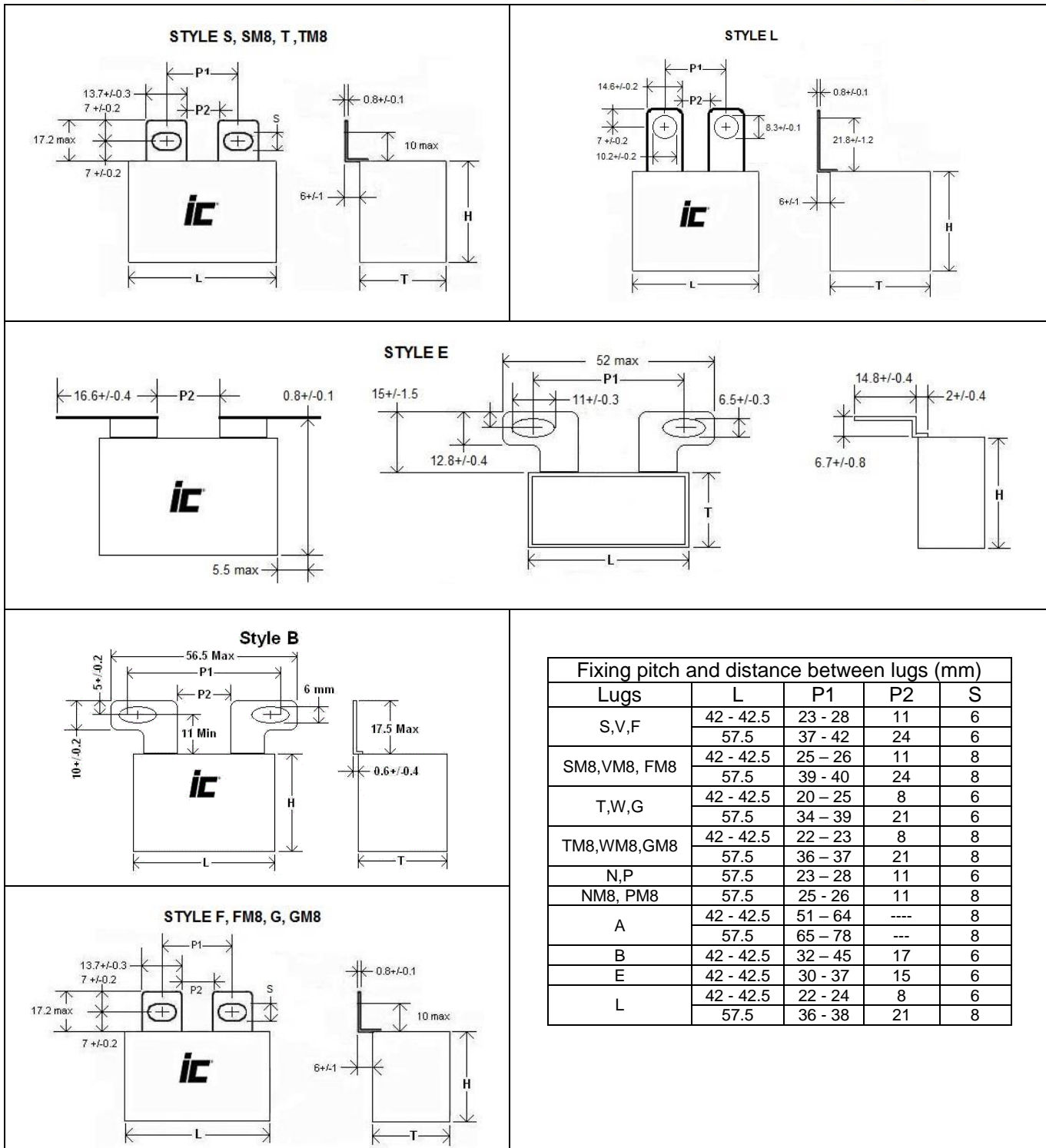
Length (L)	32	41.5	42.5	57.5
Lead spacing (S)	27.5	37.5	37.5	52.5
Lead Spacing (P)	See part listing			
Lead Length (LL)	5mm +/-1 mm			



6 leads

Length (L)	32	41.5	42.5	57.5
Lead spacing (S)	27.5	37.5	37.5	52.5
Lead Spacing (P)	See part listing			
Lead Length (LL)	5mm +/-1 mm			

Dimensions in mm



Dimensions in mm



Dimensions in mm

MHBS

2,4,6, lug lead radial box

WVDC	Capacitance (µF)	IC PART NUMBER	dv/dt (V/µsec)	Maximum RMS Ripple Current (A) 100 kHz, +70°C			Typical ESR (mΩ) **, +25°C	Dimensions LxHxT (mm)	S (MM)	d (MM)	P (MM)	# Leads
				+15°C	+10°C	+5°C						
575	3.3	335MHBS35K2H	27	4.5	3.5	2.5	15	32x20x11	27.5	0.8		2
575	4.7	475MHBS35K2H	27	5.5	4.5	3.5	11.6	32x22x13	27.5	1		2
575	5	505MHBS35K2H	27	6	4.5	3.5	11	32x22x13	27.5	1		2
575	6.8	685MHBS35K2H	27	7	5.5	4	9.4	32x24.5x15	27.5	1		2
575	7.5	755MHBS35K2H	27	8	6.5	4.5	8.6	32x28x14	27.5	1.2		2
575	10	106MHBS35K2H	27	10	8	5.5	7	32x33x18	27.5	1.2		2
575	12	126MHBS35KJ##	19	11	8.5	6.5	6.6	42.5x28x17				lugs
575	12	126MHBS35K2H	27	11	8.5	6.5	6.1	32x33x18	27.5	1.2		2
575	12	126MHBS35K2J	19	9.5	7.5	5.5	7.4	42.5x28x17	37.5	1.2		2
575	15	156MHBS35KJ##	19	13	10	7.5	5.6	42.5x30x22				lugs
575	15	156MHBS35K4H	27	14.5	11.5	8.5	4.9	32x37x22	27.5	1.2	10.2	2
575	15	156MHBS35K2H	27	13.5	10.5	7.5	5.6	32x37x22	27.5	1.2		2
575	15	156MHBS35K2J	19	11	8.5	6.5	6.4	42.5x30x22	37.5	1.2		2
575	20	206MHBS35KJA##	19	16.5	12.5	9.5	4.8	41.5x40x20				lugs
575	20	206MHBS35K2JA	19	13.5	11	8	5.6	41.5x40x20	37.5	1.2		2
575	20	206MHBS35K4JA	19	15	12	8.5	5	41.5x40x20	37.5	1.2	10.2	4
575	25	256MHBS35KJ##	19	17	13.5	10	4.2	42.5x37x28				lugs
575	25	256MHBS35K2J	19	14	11.5	8.5	5	42.5x37x28	37.5	1.2		2
575	25	256MHBS35K4J	19	15.5	12.5	9	4.4	42.5x37x28	37.5	1.2	10.2	4
575	30	306MHBS35KJ##	19	18.5	14.5	10.5	3.8	42.5x37x28				lugs
575	30	306MHBS35K2J	19	14	12	9	4.6	42.5x37x28	37.5	1.2		2
575	30	306MHBS35K4J	19	16.5	13	9.5	4	42.5x37x28	37.5	1.2	10.2	4
575	35	356MHBS35KJ##	19	21	16.5	12.5	3.5	42.5x45x30				lugs
575	35	356MHBS35K2J	19	14	14	11	4.3	42.5x45x30	37.5	1.2		2
575	35	356MHBS35K4J	19	19	15.5	11	3.7	42.5x45x30	37.5	1.2	20.3	4
575	40	406MHBS35KJ##	19	22	17.5	13	3.2	42.5x45x30				lugs
575	40	406MHBS35K2J	19	14	14	11	4	42.5x45x30	37.5	1.2		2
575	40	406MHBS35K4J	19	20	16	12	3.4	42.5x45x30	37.5	1.2	20.3	4
575	50	506MHBS35KR##	12.5	21.5	17.5	12.5	3.8	57.5x45x30				lugs
575	50	506MHBS35K2R	12.5	14	14	10	4.6	57.5x45x30	52.5	1.2		2
575	50	506MHBS35K4R	12.5	19	15.5	11	4	57.5x45x30	52.5	1.2	20.3	4
575	60	606MHBS35KR##	12.5	23	18.5	13.5	3.4	57.5x50x35				lugs
575	60	606MHBS35K2R	12.5	14	14	10.5	4.2	57.5x45x30	52.5	1.2		2
575	60	606MHBS35K4R	12.5	20.5	16.5	12	3.6	57.5x45x30	52.5	1.2	20.3	4
575	75	756MHBS35KR##	12.5	25.5	20.5	15	3.1	57.5x50x35				lugs
575	75	756MHBS35K2R	12.5	14	14	12	3.9	57.5x50x35	52.5	1.2		2
575	75	756MHBS35K4R	12.5	23	18.5	13.5	3.3	57.5x50x35	52.5	1.2	20.3	4
575	90	906MHBS35K4R	12.5	25	21	14.5	3.1	57.5x57.5x38	52.5	1.2	20.3	4
575	90	906MHBS35K6R	12.5	26	23	16	2.9	57.5x57.5x38	52.5	1.2	10.2	6
575	100	107MHBS35K4R	12.5	26	21.5	15	3	57.5x57.5x38	52.5	1.2	20.3	4
575	100	107MHBS35K6R	12.5	27	22	15.5	2.8	57.5x57.5x38	52.5	1.2	10.2	6
700	2.5	255MHBS40K2H	31	4.5	3.5	3	15.8	32x20x11	27.5	0.8		2
700	2.5	255MHBS40K2H	31	4.5	4	3	15.8	32x20x11	27.5	0.8		2
700	3.3	335MHBS40K2H	31	5.5	4.5	3.5	13.3	32x22x13	27.5	1		2
700	4.7	475MHBS40K2H	31	6.5	5.5	4	10.5	32x24.5x15	27.5	1		2
700	5	505MHBS40K2H	31	7	5.5	4	9.7	32x24.5x15	27.5	1.2		2
700	7.5	755MHBS40K2J	21	7.5	6	4.5	9.2	42.5x25x14	37.5	1.2		2
700	12	126MHBS40KJ##	21	13	10	7.5	5.6	42.5x30x22				lugs
700	12	126MHBS40K2H	31	13	10.5	7.5	5.8	32x37x22	27.5	1.2		2
700	12	126MHBS40K4H	31	14.5	11.5	8.5	5.2	32x37x22	27.5	1.2	10.2	4
700	12	126MHBS40K2J	21	11	8.5	6.5	6.4	42.5x30x22	37.5	1.2		2
700	15	156MHBS40KJ##	21	14.5	11.5	8.5	4.7	42.5x33.5x22				lugs
700	15	156MHBS40K2J	21	12	9.5	7	5.5	42.5x33.5x22	37.5	1.2		2
700	15	156MHBS40K4J	21	13.5	10.5	7.5	4.9	42.5x33.5x22	37.5	1.2	5.1	4
700	20	206MHBS40KJ##	21	17.5	14	10	4.1	42.5x37x28				lugs
700	20	206MHBS40K2J	21	14	11.5	8.5	4.9	42.5x37x28	37.5	1.2		2
700	20	206MHBS40K4J	21	18.5	14.5	10.5	4.1	42.5x37x28	37.5	1.2	10.2	4
700	22	226MHBS40KJ##	21	19.5	15.5	11.5	3.8	42.5x37.5x28				2

MHBS

2,4,6, lug lead radial box

WVDC	Capacitance (µF)	IC PART NUMBER	dv/dt (V/µsec)	Maximum RMS Ripple Current (A) 100 kHz, +70°C			Typical ESR (mΩ) **, +25°C	Dimensions LxHxT (mm)	S (MM)	d (MM)	P (MM)	# Leads
				+15°C	+10°C	+5°C						
700	22	226MHBS40KJA##	21	18.5	14.5	10.5	3.8	41.5x44x24				lugs
700	22	226MHBS40K2J	21	14	13	9.5	4.6	42.5x37x28	37.5	1.2		2
700	22	226MHBS40K2JA	21	14	12	9	4.6	41.5x44x24	37.5	1.2		2
700	22	226MHBS40K4J	21	17.5	14	10.5	4	42.5x37.5x28	37.5	1.2	10.2	4
700	22	226MHBS40K4JA	21	16.5	13.5	10	4	41.5x44x24	37.5	1.2	10.2	4
700	25	256MHBS40KJA##	21	21	16.5	12	3.5	41.5x44x24				lugs
700	25	256MHBS40K2JA	21	14	13.5	10	4.3	41.5x44x24	37.5	1.2		2
700	25	256MHBS40K4JA	21	19	15	11	3.7	41.5x44x24	37.5	1.2	10.2	4
700	30	306MHBS40KJ##	21	22.5	17.5	13	3.2	42.5x45x30				lugs
700	30	306MHBS40K2J	21	14	14	11	4	42.5x45x30	37.5	1.2		2
700	30	306MHBS40K4J	21	20.5	16	12	3.4	42.5x45x30	37.5	1.2	20.3	4
700	40	406MHBS40KR##	14.5	22	17.5	12.5	3.6	57.5x45x30				lugs
700	40	406MHBS40K2R	14.5	14	14	10.5	4.4	57.5x45x30	52.5	1.2		2
700	40	406MHBS40K4R	14.5	20	16	11.5	3.8	57.5x45x30	52.5	1.2	20.3	4
700	45	456MHBS40KR##	14.5	23	18	13	3.4	57.5x45x30				lugs
700	45	456MHBS40K2R	14.5	14	14	11	4.2	57.5x45x30	52.5	1.2		2
700	45	456MHBS40K4R	14.5	21	16.5	12	3.6	57.5x45x30	52.5	1.2	20.3	4
700	50	506MHBS40KR##	14.5	24.5	19.5	14.5	3.2	57.5x50x35				lugs
700	50	506MHBS40K2R	14.5	14	14	12	4	57.5x50x35	52.5	1.2		2
700	50	506MHBS40K4R	14.5	22.5	18	13	3.4	57.5x50x35	52.5	1.2	20.3	4
700	55	556MHBS40KR##	14.5	25.5	20.5	15	3.1	57.5x50x35				lugs
700	55	556MHBS40K2R	14.5	14	14	12.5	3.9	57.5x50x35	52.5	1.2		2
700	55	556MHBS40K4R	14.5	23.5	19	13.5	3.3	57.5x50x35	52.5	1.2	20.3	4
700	60	606MHBS40KR##	14.5	26.5	21	15.5	2.9	57.5x50x35				lugs
700	60	606MHBS40K2R	14.5	14	14	13	3.7	57.5x50x35	52.5	1.2		2
700	60	606MHBS40K4R	14.5	24.5	19.5	14	3.1	57.5x50x35	52.5	1.2	20.3	4
700	75	756MHBS40KR##	14.5	28.5	24	17	2.7	57.5x57.5x38				lugs
700	75	756MHBS40K4R	14.5	26	21.5	15.5	2.9	57.5x57.5x38	52.5	1.2	20.3	4
700	75	756MHBS40K6R	14.5	27	22.5	16	2.7	57.5x57.5x38	52.5	1.2	10.2	6
700	80	806MHBS40K4R	14.5	26.5	22	15.5	2.8	57.5x57.5x38	52.5	1.2	20.3	4
700	80	806MHBS40K6R	14.5	27.5	22	16.5	2.6	57.5x57.5x38	52.5	1.2	10.2	6
800	2.2	225MHBS45K2H	36	4.5	4	3	15.3	32x20x11	27.5	0.8		2
800	3	305MHBS45K2H	36	5.5	4.5	3.5	12.4	32x22x13	27.5	1		2
800	4	405MHBS45K2H	36	6.5	5.5	4	10.8	32x24.5x15	27.5	1		2
800	5	505MHBS45K2H	36	7.5	6	4	10.5	32x28x14	27.5	1.2		2
800	5	505MHBS45K2J	24	7.5	6	4	10.3	42.5x25x14	37.5	1.2		2
800	6.8	685MHBS45K2H	36	9.5	7.5	5.5	7.6	32x33x18	27.5	1.2		2
800	7.5	755MHBS45KJ##	24	10.5	8.5	6	7.5	42.5x28x17				lugs
800	7.5	755MHBS45K2H	36	10.5	8.5	6	7.1	32x33x18	27.5	1.2		2
800	7.5	755MHBS45K4H	36	11.5	9	6.5	6.5	32x33x18	27.5	1.2	5.1	4
800	7.5	755MHBS45K2J	24	9	7	5	8.3	42.5x28x17	37.5	1.2		2
800	10	106MHBS45KJ##	24	12.5	10	7.5	6.2	42.5x30x22				lugs
800	10	106MHBS45K2H	36	13	10.5	7.5	5.9	32x37x22	27.5	1.2		2
800	10	106MHBS45K4H	24	14.5	11.5	8.5	5.3	32x37x22	27.5	1.2	10.2	4
800	10	106MHBS45K2J	24	10.5	8.5	6	7	42.5x30x22	37.5	1.2		2
800	10	106MHBS45K4J	24	11.5	9	6.5	6.4	42.5x30x22	37.5	1.2	5.1	4
800	12	126MHBS45KJ##	24	13.5	11	8	5.6	42.5x33.5x22				lugs
800	12	126MHBS45K2J	24	11.5	9	7	6.4	42.5x33.5x22	37.5	1.2		2
800	12	126MHBS45K4J	24	12.5	10	7.5	5.8	42.5x33.5x22	37.5	1.2	5.1	4
800	15	156MHBS45K2JA	24	13.5	11	8	5.6	41.5x40x20	37.5	1.2		2
800	15	156MHBS45K4JA	24	15	12	8.5	5	41.5x40x20	37.5	1.2	10.2	4
800	20	206MHBS45K2JA	24	14	13	9.5	4.8	41.5x44x24	37.5	1.2		2
800	20	206MHBS45K4JA	24	18	14.5	10.5	4.2	41.5x44x24	37.5	1.2	10.2	4
800	22	226MHBS45KJ##	24	20.5	16	12	3.8	42.5x45x30				lugs
800	22	226MHBS45K2J	24	14	13.5	10	4.6	42.5x45x30	37.5	1.2		2
800	22	226MHBS45K4J	24	18.5	14.5	10.5	4	42.5x45x30	37.5	1.2	20.3	4
800	25	256MHBS45KJ##	24	22	17	12.5	3.5	42.5x45x30				lugs
800	25	256MHBS45K2J	24	14	14	10.5	4.3	42.5x45x30	37.5	1.2		2

MHBS

2,4,6, lug lead radial box

WVDC	Capacitance (µF)	IC PART NUMBER	dv/dt (V/µsec)	Maximum RMS Ripple Current (A) 100 kHz, +70°C			Typical ESR (mΩ) **, +25°C	Dimensions LxHxT (mm)	S (MM)	d (MM)	P (MM)	# Leads
				+15°C	+10°C	+5°C						
800	25	256MHBS45K4J	24	19.5	15.5	11.5	3.7	42.5x45x30	37.5	1.2	20.3	4
800	30	306MHBS45KR##	16.5	21	16.5	12	4.1	57.5x45x30				lugs
800	30	306MHBS45K2R	16.5	14	14	10	4.7	57.5x45x30	52.5	1.2		2
800	30	306MHBS45K4R	16.5	21	16.5	12	4.1	57.5x45x30	52.5	1.2	20.3	4
800	35	356MHBS45KR##	16.5	22	17.5	13	3.7	0x0x0				lugs
800	35	356MHBS45K2R	16.5	14	14	11	4.5	57.5x45x30	52.5	1.2		2
800	35	356MHBS45K4R	16.5	20	16	11.5	3.9	57.5x45x30	52.5	1.2	20.3	4
800	40	406MHBS45KR##	16.5	23.5	19	14	3.4	57.5x50x35				lugs
800	40	406MHBS45K2R	16.5	14	14	11.5	4.2	57.5x50x35	52.5	1.2		2
800	40	406MHBS45K4R	16.5	21.5	17.5	12.5	3.6	57.5x50x35	52.5	1.2	20.3	4
800	45	456MHBS45KR##	16.5	25.5	20	15	3.2	57.5x50x35				lugs
800	45	456MHBS45K2R	16.5	14	14	12	4	57.5x50x35	52.5	1.2		2
800	45	456MHBS45K4R	16.5	23	18.5	13.5	3.4	57.5x50x35	52.5	1.2	20.3	4
800	47	476MHBS45K2R	16.5	14	14	12.5	3.9	57.5x50x35	52.5	1.2		2
800	47	476MHBS45K4R	16.5	23.5	19	13.5	3.3	57.5x50x35	52.5	1.2	20.3	4
800	60	606MHBS45KR##	16.5	28.5	22.5	16.5	2.8	57.5x57.5x38				lugs
800	60	606MHBS45K4R	16.5	25.5	20.5	15.5	3	57.5x57.5x38	52.5	1.2	20.3	4
800	60	606MHBS45K6R	16.5	26.5	21.5	15.5	2.8	57.5x57.5x38	52.5	1.2	10.2	6
800	65	656MHBS45K4R	16.5	26.5	21	15.5	2.9	57.5x57.5x38	52.5	1.2	20.3	4
800	65	656MHBS45K6R	16.5	27.5	22	16	2.7	57.5x57.5x38	52.5	1.2	10.2	6
900	2.2	225MHBS50K2H	41.5	5	4	3	14.7	32x22x13	27.5	1		2
900	2.5	255MHBS50K2H	41.5	5.5	4.5	3	13.5	32x22x13	27.5	1		2
900	3	305MHBS50K2H	41.5	6.5	5	3.5	11.9	32x24.5x15	27.5	1		2
900	3.3	335MHBS50K2H	41.5	7	5.5	4	11	32x28x14	27.5	1.2		2
900	4.7	475MHBS50K2J	28	7	5.5	4	10.6	42.5x25x14	27.5	1.2		2
900	6	605MHBS50KJ##	28	10.5	8.5	6	8.4	42.5x28x17				lugs
900	6	605MHBS50K2H	41.5	9.5	7.5	5.5	7.6	32x33x18	27.5	1.2		2
900	6	605MHBS50K4H	41.5	10.5	8.5	6	7	32x33x18	27.5	1.2	5.1	2
900	6	605MHBS50K2J	42.5	9	7	5	9.2	42.5x18x17	37.5	1.2		4
900	7.5	755MHBS50KH##	28	12	9.5	7	7.2	42.5x30x22				lugs
900	7.5	755MHBS50K2H	41.5	12.5	9.5	7	6.9	32x37x22	27.5	1.2		2
900	7.5	755MHBS50K4H	41.5	13.5	10.5	8	6.3	32x37x22	27.5	1.2	10.2	4
900	7.5	755MHBS50K2J	28	10	8	5.5	8	42.5x30x22	37.5	1.2		2
900	10	106MHBS50KJ##	28	13.5	10.5	8	6	42.5x33.5x22				lugs
900	10	106MHBS50K2J	28	11.5	9	6.5	6.8	42.5x33.5x22	37.5	1.2		2
900	10	106MHBS50K4J	28	12.5	9.5	7	6.2	42.5x33.5x22	37.5	1.2	5.1	4
900	12	126MHBS50KJA##	28	15.5	12.5	9	5.5	41.5x40x20				lugs
900	12	126MHBS50K2JA	28	13.5	11	7.5	6.3	41.5x40x20	37.5	1.2		2
900	12	126MHBS50K4JA	28	14.5	11.5	8	5.7	41.5x40x20	37.5	1.2	10.2	4
900	15	156MHBS50KJ##	28	17	14	10.5	4.5	42.5x37x28				lugs
900	15	156MHBS50KJA##	28	18.5	15	11.5	4.5	41.5x44x24				lugs
900	15	156MHBS50KJ##	28	17.5	14	10.5	4.5	42.5x37x28				lugs
900	15	156MHBS50K2JA	28	14	12.5	9.5	5.3	41.5x44x24	37.5	1.2		2
900	15	156MHBS50K2J	28	14	11.5	8	5.3	42.5x37x28	37.5	1.2		2
900	15	156MHBS50K2JA	28	14	12.5	9.5	5.3	41.5x44x24	37.5	1.2		2
900	15	156MHBS50K4J	28	15.5	12.5	9	4.7	42.5x37x28	37.5	1.2	10.2	4
900	15	156MHBS50K4JA	28	17	14	10.5	4.7	41.5x44x24	37.5	1.2	10.2	4
900	20	206MHBS50K2J	28	14	14	10.5	4.5	42.5x45x30	37.5	1.2		2
900	20	206MHBS50K4J	28	19	15	11	3.9	42.5x45x30	37.5	1.2	20.3	4
900	20	206MHBS50KJ##	28	21	16.5	12	3.7	42.5x45x30	37.5			lugs
900	25	256MHBS50KR##	18.5	19.5	16	11.5	4.5	57.5x45x30				lugs
900	25	256MHBS50K2R	18.5	14	13	10	5.3	57.5x45x30	52.5	1.2		2
900	25	256MHBS50K4R	18.5	18	15	11	4.7	57.5x45x30	52.5	1.2	20.3	4
900	35	356MHBS50KR##	18.5	24	19	14	3.4	57.5x50x35				lugs
900	35	356MHBS50K2R	18.5	14	14	12	4.2	57.5x50x35	52.5	1.2		2
900	35	356MHBS50K4R	18.5	22	17.5	13	3.6	57.5x50x35	52.5	1.2	20.3	4
900	40	406MHBS50KR2	18.5	14	14	13	3.9	57.5x50x30	52.5	1.2		2
900	40	406MHBS50K4R	18.5	23.5	19	13.5	3.3	57.5x50x30	52.5	1.2	20.3	4

MHBS

2,4,6, lug lead radial box

WVDC	Capacitance (µF)	IC PART NUMBER	dv/dt (V/µsec)	Maximum RMS Ripple Current (A) 100 kHz, +70°C			Typical ESR (mΩ) **, +25°C	Dimensions LxHxT (mm)	S (MM)	d (MM)	P (MM)	# Leads
				+15°C	+10°C	+5°C						
900	47	476MHBS50KR##	18.5	28.5	23	16.5	2.8	57.5x57.5x38				lugs
900	47	476MHBS50K4R	18.5	25.5	20.5	15	3	57.5x57.5x38	52.5	1.2	20.3	4
900	47	476MHBS50K6R	18.5	26.5	21.5	15.5	2.8	57.5x57.5x38	52.5	1.2	10.2	6
900	50	506MHBS50K4R	18.5	26	21	15	3	57.5x57.5x38	52.5	1.2	20.3	4
900	50	506MHBS50K6R	18.5	27	22	16	2.8	57.5x57.5x38	52.5	1.2	10.2	lugs
1000	1.5	155MHBS55K2H	47	4.5	3.5	2.5	17.8	32x20x11	27.5	0.8		2
1000	2	205MHBS55K2H	47	5.5	4	3	14.5	32x22x13	27.5	1		2
1000	2.5	255MHBS55K2H	47	6	5	3.5	12.8	32x24.5x15	27.5	1		2
1000	2.5	255MHBS55K2H	47	6	5	3.5	12.8	32x28x15	27.5	1.2		2
1000	3	305MHBS55K2H	47	7.5	6	4	11	32x28x14	27.5	1.2		2
1000	4	405MHBS55K2J	31	7	5.5	4	11	42.5x25x14	37.5	1.2		2
1000	4.7	475MHBS55KJ##	31	9.5	7.5	5.5	8.7	42.5x28x17				lugs
1000	4.7	475MHBS55K2H	47	9.5	7.5	5.5	8.3	32x33x18	27.5	1.2		2
1000	4.7	475MHBS55K4H	47	10.5	8.5	6	7.7	32x33x18	27.5	1.2	10.2	4
1000	4.7	475MHBS55K2J	31	8.5	6.5	4.5	9.6	42.5x28x17	37.5	1.2		2
1000	4.7	475MHBS55K2J	31	8.5	6.5	4.5	9.6	42.5x28x17	37.5	1.2		2
1000	5	505MHBS55KJ##	31	10.5	8.5	6	8.5	42.5x28x17				lugs
1000	5	505MHBS55K2H	47	10	7.5	5.5	8	32x33x18	27.5	1.2		2
1000	5	505MHBS55K4H	47	11	9	6.5	7.4	32x33x18	27.5	1.2	10.2	4
1000	5	505MHBS55K2J	31	9.5	7.5	5.5	9.3	42.5x28x17	37.5	1.2		2
1000	6.8	685MHBS55KJ##	31	11.5	9	7	7.1	42.5x30x22				lugs
1000	6.8	685MHBS55K2H	47	12	10	7.5	6.9	32x37x22	27.5	1.2		2
1000	6.8	685MHBS55K4H	47	13.5	11	8	6.3	32x37x22	27.5	1.2	10.2	4
1000	6.8	685MHBS55K2J	31	10	8	6	7.9	42.5x30x22	37.5	1.2		2
1000	7.5	755MHBS55KJ##	31	13	10.5	7.5	6.6	42.5x33.5x22				lugs
1000	7.5	755MHBS55K2J	31	11	8.5	6.5	7.4	42.5x33.5x22	37.5	1.2		2
1000	7.5	755MHBS55K4J	31	12	9.5	7	6.8	42.5x33.5x22	37.5	1.2	5.1	4
1000	9	905MHBS55KJA##	31	15.5	12	8.5	5.8	41.5x40x20				lugs
1000	9	905MHBS55K2JA	31	13	10	7.5	6.6	41.5x40x20	37.5	1.2		2
1000	9	905MHBS55K4JA	31	14.5	11	8	6	41.5x40x20	37.5	1.2	10.2	4
1000	10	106MHBS55K2JA	31	13.5	10.5	8	6.3	41.5x40x20	37.5	1.2		2
1000	10	106MHBS55K4JA	31	15	11.5	8.5	5.7	41.5x40x20	37.5	1.2	10.2	4
1000	12	126MHBS55KJA##	31	16.5	13.5	10	4.9	41.5x44x24				lugs
1000	12	126MHBS55KJ##	31	18	14	10.5	4.9	42.5x37x28				lugs
1000	12	126MHBS55K2JA	31	14	12	9	5.7	41.5x44x24	37.5	1.2		2
1000	12	126MHBS55K2J	31	14	12	9	5.7	42.5x37x28	37.5	1.2		2
1000	12	126MHBS55K4JA	31	16.5	13.5	9.5	5.1	41.5x44x24	37.5	1.2	10.2	4
1000	12	126MHBS55K4J	31	16.5	13.5	9.5	5.1	42.5x37x28	37.5	1.2	10.2	4
1000	15	156MHBS55KJ##	31	20	16	12	4.2	42.5x45x30				lugs
1000	15	156MHBS55K2J	31	14	13.5	10	5	42.5x45x30	37.5	1.2		2
1000	15	156MHBS55K4J	31	18	14.5	11	4.4	42.5x45x30	37.5	1.2	20.3	4
1000	22	226MHBS55KR##	21	20.5	16.5	12	4.3	57.5x45x30				lugs
1000	22	226MHBS55K2R	21	14	13.5	10	5.1	57.5x45x30	52.5	1.2		2
1000	22	226MHBS55K4R	21	18.5	15	11	4.5	57.5x45x30	52.5	1.2	20.3	4
1000	30	306MHBS55KR##	21	24	19	13.5	3.6	57.5x50x35				lugs
1000	30	306MHBS55K2R	21	14	14	11.5	4.3	57.5x50x35	52.5	1.2		2
1000	30	306MHBS55K4R	21	22	17.5	12.5	3.8	57.5x50x35	52.5	1.2	20.3	4
1000	33	336MHBS55K2R	21	14	14	12	4.1	57.5x50x35	52.5	1.2		2
1000	33	336MHBS55K4R	21	23	18.5	13	3.5	57.5x50x35	52.5	1.2	20.3	4
1000	40	406MHBS55KR##	21	27.5	22	16.5	3	57.5x57.5x38				lugs
1000	40	406MHBS55K4R	21	25	20	14.5	3.2	57.5x57.5x38	52.5	1.2	20.3	4
1000	40	406MHBS55K6R	21	26	15	3	3	57.5x57.5x38	52.5	1.2	10.2	6
1100	1.2	125MHBS60K2H	50	4.5	3.5	2.5	18	32x20x11	27.5	0.8		2
1100	1.5	155MHBS60K2H	50	5	4	3	15.5	32x22x13	27.5	1		2
1100	2	205MHBS60K2H	50	6	5	3.5	12.9	32x24.5x15	27.5	1		2
1100	2.2	225MHBS60K2H	50	6	5	3.5	12.2	32x24.5x15	27.5	1		2
1100	2.5	255MHBS60K2H	50	7	5.5	4	10.8	32x28x14	27.5	1.2		2
1100	3	305MHBS60K2J	34	6.5	5	4	11.8	42x25x14	37.5	1.2		2

MHBS

2,4,6, lug lead radial box

WVDC	Capacitance (µF)	IC PART NUMBER	dv/dt (V/µsec)	Maximum RMS Ripple Current (A) 100 kHz, +70°C			Typical ESR (mΩ) **, +25°C	Dimensions LxHxT (mm)	S (MM)	d (MM)	P (MM)	# Leads
				+15°C	+10°C	+5°C						
1100	3.3	335MHBS60K2H	50	9	7	5	9.2	32x33x18	27.5	1.2		2
1100	4	405MHBS60KJ##	34	9.5	7.5	5.5	9.1	42.5x28x17				lugs
1100	4	405MHBS60K2H	50	9.5	7.5	5.5	8.1	32x33x18	27.5	1.2		2
1100	4	405MHBS60K4H	50	10.5	8.5	6	7.5	32x33x18	27.5	1.2	5.1	4
1100	4	405MHBS60K2J	34	8.5	6.5	4.5	9.9	42.5x28x17	37.5	1.2		2
1100	4.7	475MHBS60KJ##	34	11.5	8.5	6.5	7.5	42.5x30x22				lugs
1100	4.7	475MHBS60K2H	50	11.5	9	7	7.4	32x37x22	27.5	1.2		2
1100	4.7	475MHBS60K4H	50	12.5	10	7.5	6.8	32x37x22	27.5	1.2	10.2	4
1100	4.7	475MHBS60K2J	34	10	7.5	5.5	8.3	42.5x30x22	37.5	1.2		2
1100	5	505MHBS60KJ##	34	12	9	6.5	7.3	42.5x30x22				lugs
1100	5	505MHBS60K2H	50	12	9.5	7	7.2	32x37x22	27.5	1.2		2
1100	5	505MHBS60K4H	50	13	10.5	7.5	6.6	32x37x22	27.5	1.2	10.2	4
1100	5	505MHBS60K2J	34	10.5	8	5.5	8.1	42.5x30x22	37.5	1.2		2
1100	6.8	685MHBS60KJ##	34	13	10.5	7.5	6.1	42.5x33.5x22				lugs
1100	6.8	685MHBS60K2J	34	11	9	6.5	6.9	42.5x33.5x22	37.5	1.2		2
1100	6.8	685MHBS60K4J	34	12	9.5	7	6.3	42.5x33.5x22	37.5	1.2	5.1	4
1100	7.5	755MHBS70KJ##	41	17.5	13.5	10	5.3	42.5x37x28				lugs
1100	7.5	755MHBS60KJA##	34	14	11.5	8.5	5.8	41.5x40x20				lugs
1100	7.5	755MHBS70K2J	41	14	11.5	8.5	6.1	42.5x37x28	37.5	1.2		2
1100	7.5	755MHBS60K2J	34	11.5	9.5	6.5	6.6	42.5x33.5x22	37.5	1.2		2
1100	7.5	755MHBS60K4J	34	12.5	10.5	7.5	6	42.5x33.5x22	37.5	1.2	10.2	4
1100	7.5	755MHBS70K4J	41	16	12.5	9	5.5	42.5x37x28	37.5	1.2	10.2	4
1100	10	106MHBS60KJ##	34	18.5	14.5	10.5	4.7	42.5x37x28				lugs
1100	10	106MHBS60KJA##	34	18.5	14.5	10.5	4.7	41.5x44x24				lugs
1100	10	106MHBS60K2J	34	14	12.5	9	5.5	42.5x37x28	37.5	1.2		2
1100	10	106MHBS60K2JA	34	14	12.5	9	5.5	41.5x44x24	37.5	1.2		2
1100	10	106MHBS60K4JA	34	17	13.5	10	4.9	41.5x44x24	37.5	1.2	10.2	4
1100	10	106MHBS60K4J	34	17	13.5	10	4.9	42.5x37x28	37.5	1.2	10.2	4
1100	12	126MHBS60KJ##	34	20	15.5	11.5	4.2	42.5x45x30				lugs
1100	12	126MHBS60K2J	34	14	13.5	10	5	42.5x45x30	37.5	1.2		2
1100	12	126MHBS60K4J	34	18.5	14.5	10.5	4.4	42.5x45x30	37.5	1.2	20.3	4
1100	20	206MHBS60KR##	23	21	17	12.5	4	57.5x45x30				lugs
1100	20	206MHBS60K2R	23	14	13.5	10	4.8	57.5x45x30	52.5	1.2		2
1100	20	206MHBS60K4R	23	19	15	11	4.2	57.5x45x30	52.5	1.2	20.3	4
1100	22	226MHBS60KR##	23	23	18.5	13	3.8	57.5x50x35				lugs
1100	22	226MHBS60K2R	23	14	14	11	4.6	57.5x50x35	52.5	1.2		2
1100	22	226MHBS60K4R	23	21	17	12	4	57.5x50x35	52.5	1.2	20.3	4
1100	25	256MHBS70KR##	28	26	21	15	3.4	0x0x0				lugs
1100	25	256MHBS60K2R	23	14	14	12	4.4	57.5x50x35	52.5	1.2		2
1100	25	256MHBS60K4R	23	22	17.5	12.5	3.8	57.5x50x35	52.5	1.2	20.3	4
1100	25	256MHBS70K4R	28	23	19	13.5	3.6	57.5x57.5x38	52.5	1.2	20.3	4
1100	25	256MHBS70K6R	28	24	19.5	14	3.4	57.5x57.5x38	52.5	1.2	10.2	6
1100	25	256MHBS60KR##	23	24	19.5	14	3.6	57.5x50x35	52.5			lugs
1100	33	336MHBS60KR##	23	25.5	20.5	15	3.1	57.5x57.5x38				lugs
1100	33	336MHBS60K4R	23	24.5	19.5	14.5	3.3	57.5x57.5x38	52.5	1.2	20.3	4
1100	35	356MHBS60K4R	23	25	20	14.5	3.2	57.5x57.5x38	52.5	1.2	20.3	4
1100	35	356MHBS60K6R	23	26	20.5	15	3	57.5x57.5x38	52.5	1.2	10.2	6
1275	0.68	684MHBS70K2H	61	4	3	2.5	23	32x20x11	27.5	0.8		2
1275	1	105MHBS70K2H	61	5	4	3	17.8	32x22x13	27.5	1		2
1275	1.5	155MHBS70K2H	61	6	4.5	3.5	14	32x24.5x15	27.5	1		2
1275	2	205MHBS70K2H	61	8	6.5	4.5	11.5	32x33x18	27.5	1.2		2
1275	2.2	225MHBS70K2H	61	8.5	6.5	4.5	10.8	32x33x18	27.5	1.2		2
1275	2.2	225MHBS70K2J	41	6.5	5	4	12.5	42.5x25x14	37.5	1.2		2
1275	2.5	255MHBS70K2H	61	9	7	5	9.7	32x33x18	27.5	1.2		2
1275	3	305MHBS70KJ##	41	9.5	7.5	5.5	9.3	42.5x28x17				lugs
1275	3	305MHBS70K2H	61	9.5	7.5	5.5	8.6	32x33x18	27.5	1.2		2
1275	3	305MHBS70K2J	41	8	6.5	5	10.1	42.5x28x17	37.5	1.2		2
1275	3.3	335MHBS70KJ##	41	10.5	8.5	6	8.8	42.5x30x22				lugs

MHBS

2,4,6, lug lead radial box

WVDC	Capacitance (µF)	IC PART NUMBER	dv/dt (V/µsec)	Maximum RMS Ripple Current (A) 100 kHz, +70°C			Typical ESR (mΩ) **, +25°C	Dimensions LxHxT (mm)	S (MM)	d (MM)	P (MM)	# Leads
				+15°C	+10°C	+5°C						
1275	3.3	335MHBS70K2H	61	11	8.5	6.5	8.1	32x37x22	27.5	1.2		2
1275	3.3	335MHBS70K4H	61	12	9	6.5	7.5	32x37x22	27.5	1.2	10.2	4
1275	3.3	335MHBS70K2J	41	9	7.5	5.5	9.6	42.5x30x22	37.5	1.2		2
1275	4	405MHBS70KJ##	41	11.5	9	6.5	7.9	42.5x30x22				lugs
1275	4	405MHBS70K2H	61	12	9.5	7	7.1	32x37x22	27.5	1.2		2
1275	4	405MHBS70K4H	61	13.5	10.5	7.5	6.5	32x37x22	27.5	1.2	10.2	4
1275	4	405MHBS70K2J	41	10	8	6	8.7	42.5x30x22	37.5	1.2		2
1275	4.7	475MHBS70KJ##	41	12.5	10	7.5	7.1	42.5x33.5x22				lugs
1275	4.7	475MHBS70K2J	41	10.5	8.5	6	7.9	42.5x33.5x22	37.5	1.2		2
1275	4.7	475MHBS70K4J	41	11.5	9	6.5	7.3	42.5x33.5x22	37.5	1.2	5.1	4
1275	5	505MHBS70KJ##	41	12.5	10	7.5	6.9	42.5x33.5x22				lugs
1275	5	505MHBS70K2J	41	10.5	8.5	6.5	7.7	42.5x33.5x22	37.5	1.2		2
1275	5	505MHBS70K4J	41	11.5	9	6.5	7.1	42.5x33.5x22	37.5	1.2	5.1	4
1275	6.8	685MHBS70KJA##	41	16	12.5	9.5	5.7	41.5x44x24				lugs
1275	6.8	685MHBS70K2JA	41	13.5	11	8	6.5	41.5x44x24	37.5	1.2		2
1275	6.8	685MHBS70K4JA	41	14.5	11.5	8.5	5.9	41.5x44x24	37.5	1.2	10.2	4
1275	7.5	755MHBS70KJA##	41	17.5	13.5	10	5.3	41.5x44x24				lugs
1275	7.5	755MHBS70K2JA	41	14	11.5	8.5	6.1	41.5x44x24	37.5	1.2		2
1275	7.5	755MHBS70K4JA	41	16	12.5	9	5.5	41.5x44x24	37.5	1.2	10.2	4
1275	10	106MHBS70KJ##	41	20	15.5	11.5	4.3	42.5x45x30				lugs
1275	10	106MHBS70K2J	41	14	13	9.5	5.1	42.5x45x30	37.5	1.2		2
1275	10	106MHBS70K4J	41	18	14	10.5	4.5	42.5x45x30	37.5	1.2	20.3	4
1275	12	126MHBS70KR##	28	18.5	14.5	10	5.2	57.5x45x30				lugs
1275	12	126MHBS70K2R	28	14	12.5	9	6	57.5x45x30	52.5	1.2		2
1275	12	126MHBS70K4R	28	17	13.5	9.5	5.4	57.5x45x30	52.5	1.2	20.3	4
1275	15	156MHBS70KR##	28	19.5	15.5	11.5	4.6	57.5x45x30				lugs
1275	15	156MHBS70K2R	28	14	13	10	5.4	57.5x45x30	52.5	1.2		2
1275	15	156MHBS70K4R	28	18	14.5	10.5	4.8	57.5x45x30	52.5	1.2	20.3	4
1275	20	206MHBS70KR##	28	23.5	19	13.5	3.8	57.5x50x35				lugs
1275	20	206MHBS70K2R	28	14	14	11.5	4.6	57.5x50x35	52.5	1.2		2
1275	20	206MHBS70K4R	28	21.5	17.5	12	4	57.5x50x35	52.5	1.2	20.3	4



Компания «ЭлектроПласт» предлагает заключение долгосрочных отношений при поставках импортных электронных компонентов на взаимовыгодных условиях!

Наши преимущества:

- Оперативные поставки широкого спектра электронных компонентов отечественного и импортного производства напрямую от производителей и с крупнейших мировых складов;
- Поставка более 17-ти миллионов наименований электронных компонентов;
- Поставка сложных, дефицитных, либо снятых с производства позиций;
- Оперативные сроки поставки под заказ (от 5 рабочих дней);
- Экспресс доставка в любую точку России;
- Техническая поддержка проекта, помощь в подборе аналогов, поставка прототипов;
- Система менеджмента качества сертифицирована по Международному стандарту ISO 9001;
- Лицензия ФСБ на осуществление работ с использованием сведений, составляющих государственную тайну;
- Поставка специализированных компонентов (Xilinx, Altera, Analog Devices, Intersil, Interpoint, Microsemi, Aeroflex, Peregrine, Syfer, Eurofarad, Texas Instrument, Miteq, Cobham, E2V, MA-COM, Hittite, Mini-Circuits, General Dynamics и др.);

Помимо этого, одним из направлений компании «ЭлектроПласт» является направление «Источники питания». Мы предлагаем Вам помощь Конструкторского отдела:

- Подбор оптимального решения, техническое обоснование при выборе компонента;
- Подбор аналогов;
- Консультации по применению компонента;
- Поставка образцов и прототипов;
- Техническая поддержка проекта;
- Защита от снятия компонента с производства.



Как с нами связаться

Телефон: 8 (812) 309 58 32 (многоканальный)

Факс: 8 (812) 320-02-42

Электронная почта: org@eplast1.ru

Адрес: 198099, г. Санкт-Петербург, ул. Калинина, дом 2, корпус 4, литера А.