


# 3M™ MetPak™ 2-FB Socket

2 mm 4/5-Row, Solder Tail or Press-Fit With Tail Cover, Right Angle

MP2 Series



- End-to-end stackable
- Offset dual-beam contact minimizes insertion force
- Expanded pin counts
- Protective Push-Cap
- Monoblockable
- Press or heat stake peg
- 12 mm modular units
- Meets global IEC 61076-4-104 Futurebus+® standard
- See the Regulatory Information Appendix (RIA) in the “RoHS compliance” section of [www.3Mconnector.com](http://www.3Mconnector.com) for compliance information (RIA E1 & C1 apply)

Date Modified: May12, 2010

TS-1115-C  
Sheet 1 of 4

## Physical

### Insulation:

Material: High Temp LCP  
Flammability: UL 94V-0  
Color: Beige

### Contact:

Material: Copper Alloy

### Plating:

Underplating: 50 μ” (1.27 μm) Nickel  
Wiping Area: See Ordering Information  
Solder Tails: See Ordering Information

## Electrical

**Current Rating:** Signal: 1.5 A - All contacts simultaneously

**Insulation Resistance:** 10<sup>3</sup> MΩ

**Withstanding Voltage:** 1,000 V<sub>AC</sub>

## Environmental

**Temperature Rating:** -55° C to 125° C

**Process Temperature Rating:** 260°C (Profile per J-STD-020C)

**Moisture Sensitivity Level:** 1 (per J-STD-020C)

UL File No.: E68080

MetPak is a trademark of 3M Company.  
Futurebus+ is a registered trademark of the Institute of Electrical and Electronic Engineers, Inc. (IEEE)

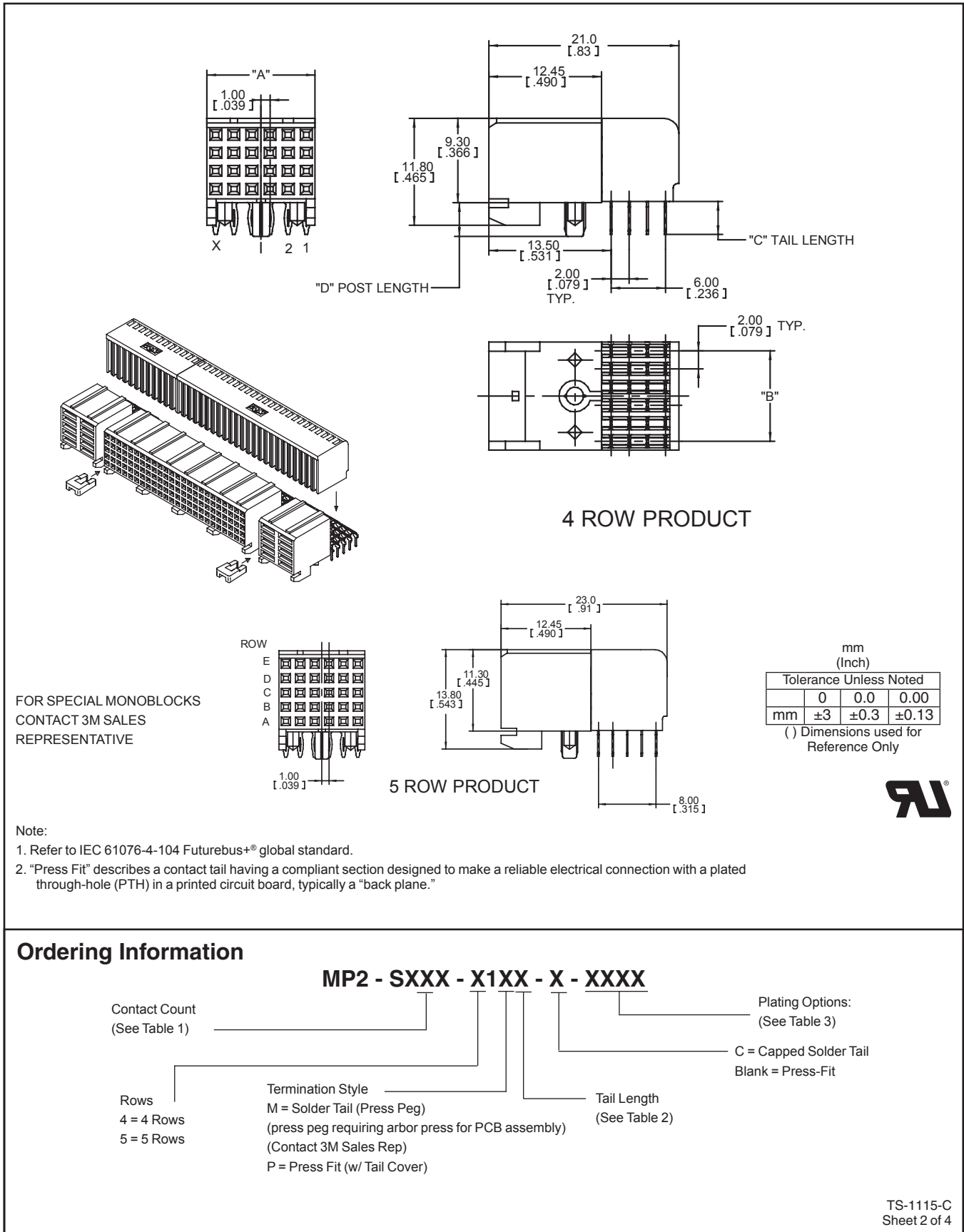
**3M**  
Electronic Solutions Division  
Interconnect Solutions  
<http://www.3Mconnector.com>

3M is a trademark of 3M Company.  
For technical, sales or ordering information call  
**800-225-5373**

# 3M™ MetPak™ 2-FB Socket

2 mm 4/5-Row, Solder Tail or Press-Fit With Tail Cover, Right Angle

MP2 Series



# 3M™ MetPak™ 2-FB Socket

2 mm 4/5-Row, Solder Tail or Press-Fit With Tail Cover, Right Angle

MP2 Series

| Table 1 - Connector & Row Lengths |                   |         |                   |         |      |             |
|-----------------------------------|-------------------|---------|-------------------|---------|------|-------------|
| Pin Count                         | Dim "A" mm (Inch) |         | Dim "B" mm (Inch) |         | Rows | Block Count |
| 024                               | 11.95             | [0.471] | 10.00             | [0.394] | 4    | 1           |
| 048                               | 23.95             | [0.943] | 22.00             | [0.866] | 4    | 2           |
| 072                               | 35.95             | [1.415] | 34.00             | [1.339] | 4    | 3           |
| 096                               | 47.95             | [1.889] | 46.00             | [1.811] | 4    | 4           |
| 120                               | 59.95             | [2.36]  | 58.00             | [2.283] | 4    | 5           |
| 144                               | 71.95             | [2.833] | 70.00             | [2.756] | 4    | 6           |
| 168                               | 83.95             | [3.305] | 82.00             | [3.228] | 4    | 7           |
| 192                               | 95.95             | [3.778] | 94.00             | [3.701] | 4    | 8           |
| 030                               | 11.95             | [0.471] | 10.00             | [0.394] | 5    | 1           |
| 060                               | 23.95             | [0.943] | 22.00             | [0.866] | 5    | 2           |
| 090                               | 35.95             | [1.415] | 34.00             | [1.339] | 5    | 3           |
| 120                               | 47.95             | [1.888] | 46.00             | [1.811] | 5    | 4           |
| 150                               | 59.95             | [2.361] | 58.00             | [2.283] | 5    | 5           |
| 180                               | 71.95             | [2.833] | 70.00             | [2.756] | 5    | 6           |
| 210                               | 83.95             | [3.305] | 82.00             | [3.228] | 5    | 7           |
| 240                               | 95.95             | [3.778] | 94.00             | [3.701] | 5    | 8           |

| Table 2 - Tail & Post Lengths                   |            |              |              |
|---|------------|--------------|--------------|
| Contact-to-PC Board Tail Termination Option No. |            | Dim "C"      | Dim. "D"     |
| Solder  | Press-Fit* |              |              |
| M1  |            | 2.72 [0.107] | 3.57 [0.141] |
| M2  | P1         | 3.53 [0.139] | 3.57 [0.141] |

\*Compliant-Pin Tail

| Table 3 - Plating |                     |                     |   |
|-------------------|---------------------|---------------------|---|
| Plating Suffix    | Press-Fit Tails*    | Solder Tails        | Plating Composition   |
| TG30              | (RIA E2 & C2 apply) | (RIA E3 & C2 apply) | 0.76 µm [30 µ"] Min. Au Contact Area<br>2.54 µm [100 µ"] Min. SnPb Tail Area<br>1.27 µm [50 µ"] Min. Ni all over  |
| TR30              | (RIA E2 & C2 apply) | (RIA E3 & C2 apply) | 0.08 µm [3 µ"] Min. Au Contact Area<br>0.67 µm [27 µ"] Min. PdNi Contact Area<br>2.54 µm [100 µ"] Min. SnPb Tail Area<br>1.27 µm [50 µ"] Min. Ni all over                       |
| FJ                | (RIA E1 & C1 apply) | (RIA E1 & C1 apply) | 0.25 µm [10 µ"] Min. Au Contact Area<br>2.54 µm [100 µ"] Min. Matt Whisker Mitigating Sn Tail Area<br>1.27 µm [50 µ"] Min. Ni all over  |
| KR                | (RIA E1 & C1 apply) | (RIA E1 & C1 apply) | 0.76 µm [30 µ"] Min. Au Contact Area<br>2.54 µm [100 µ"] Min. Matt Whisker Mitigating Sn Tail Area<br>1.27 µm [50 µ"] Min. Ni all over  |
| LR                | (RIA E1 & C1 apply) | (RIA E1 & C1 apply) | 0.08 µm [3 µ"] Min. Au Contact Area<br>0.67 µm [27 µ"] Min. PdNi Contact Area<br>2.54 µm [100 µ"] Min. Matt Whisker Mitigating Sn Tail Area<br>1.27 µm [50 µ"] Min. Ni all over |

\*Compliant-Pin Tail

TS-1115-C  
Sheet 3 of 4

# 3M™ MetPak™ 2-FB Socket

2 mm 4/5-Row, Solder Tail or Press-Fit With Tail Cover, Right Angle

MP2 Series

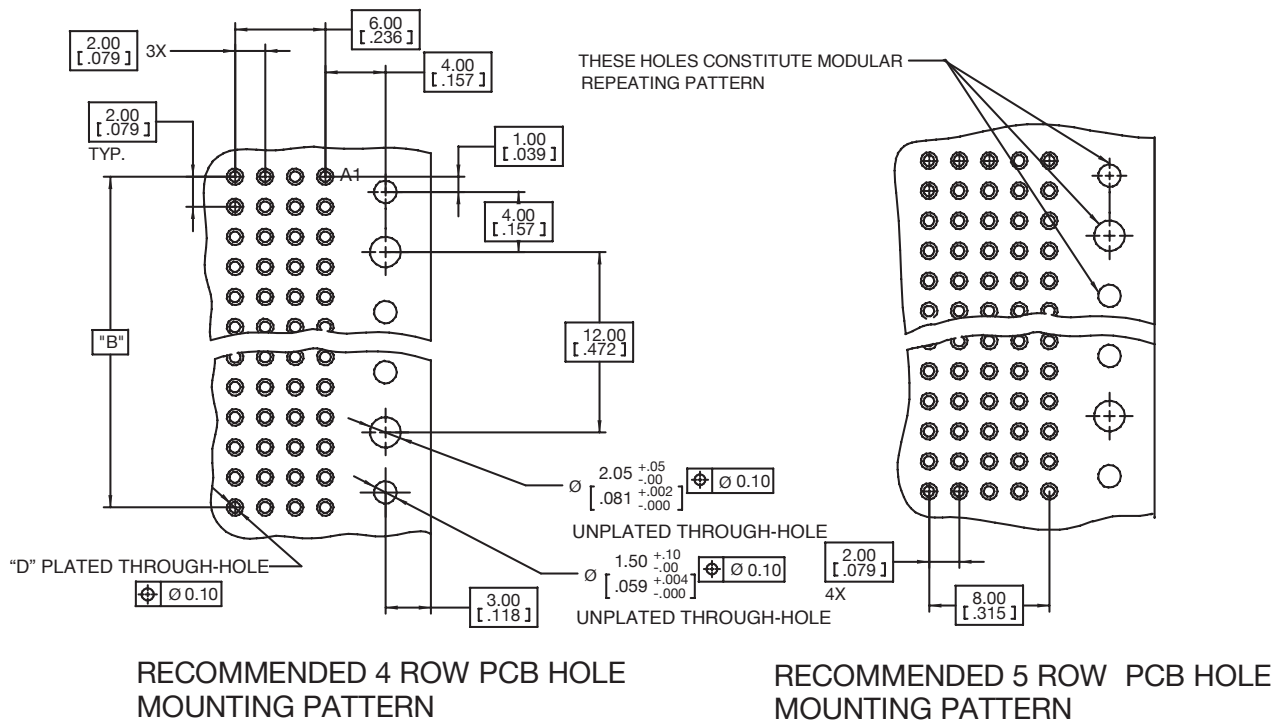


Table 4 -- HOLE PLATING For TG30 and TR30 FINISHES ONLY

| HOLE | Finished Dia.<br>mm [in] | Cu Thickness<br>mm [in] | SnPb Thickness<br>microns [ $\mu$ "] | Drilled Hole Dia.<br>mm [in] |
|------|--------------------------|-------------------------|--------------------------------------|------------------------------|
| "D"  | 0.65-0.80 [.0256-.0315]  | 0.025 [.001] min        | 15 [600] max                         | 0.81-0.86 [.0319-.0339]      |

Table 5 -- HOLE PLATING For KR and LR FINISHES ONLY

| HOLE | Finished Dia.<br>mm [in]     | Cu Thickness<br>mm [in]      | Immersion Matte Sn<br>Thickness<br>microns [ $\mu$ "] | Electrolytic Au<br>Thickness<br>microns [ $\mu$ "] | OSP ENTEK<br>Thickness<br>microns [ $\mu$ "] | Drilled Hole Dia.<br>mm [in]                               |
|------|------------------------------|------------------------------|---|--|--|--|
| "D"  | 0.700-0.800<br>[.0276-.0315] | 0.025-0.045<br>[0.001-0.002] | 0.5 - 2.5<br>[20 - 100]                               | 0.1 - 0.5<br>[4 - 20]                              | 0.2 - 0.5<br>[8 - 20]                        | 0.830-0.860 [.0330-.0340] or<br>0.85mm [ #66 ] TWIST DRILL |

TS-1115-C  
Sheet 4 of 4

**Important Notice**

All statements, technical information, and recommendations related to 3M's products are based on information believed to be reliable, but the accuracy or completeness is not guaranteed. Before using this product, you must evaluate it and determine if it is suitable for your intended application. You assume all risks and liability associated with such use. Any statements related to the product which are not contained in 3M's current publications, or any contrary statements contained on your purchase order shall have no force or effect unless expressly agreed upon, in writing, by an authorized officer of 3M.

**Warranty; Limited Remedy; Limited Liability.**

This product will be free from defects in material and manufacture for a period of ninety (90) days from the time of purchase. **3M MAKES NO OTHER WARRANTIES INCLUDING, BUT NOT LIMITED TO, ANY IMPLIED WARRANTY OF MERCHANTABILITY OR FITNESS FOR A PARTICULAR PURPOSE.** If this product is defective within the warranty period stated above, your exclusive remedy shall be, at 3M's option, to replace or repair the 3M product or refund the purchase price of the 3M product. **Except where prohibited by law, 3M will not be liable for any indirect, special, incidental or consequential loss or damage arising from this 3M product, regardless of the legal theory asserted.**

**3M Electronics Solutions Division**

6801 River Place Blvd.  
Austin, TX 78726-9000  
U.S.A.  
1-800-225-5373  
[www.3Mconnector.com](http://www.3Mconnector.com)

Please recycle. Printed in USA.  
© 3M 2010. All rights reserved.  
RIA-2217B-E

3M is a trademark of 3M Company.



Компания «ЭлектроПласт» предлагает заключение долгосрочных отношений при поставках импортных электронных компонентов на взаимовыгодных условиях!

Наши преимущества:

- Оперативные поставки широкого спектра электронных компонентов отечественного и импортного производства напрямую от производителей и с крупнейших мировых складов;
- Поставка более 17-ти миллионов наименований электронных компонентов;
- Поставка сложных, дефицитных, либо снятых с производства позиций;
- Оперативные сроки поставки под заказ (от 5 рабочих дней);
- Экспресс доставка в любую точку России;
- Техническая поддержка проекта, помощь в подборе аналогов, поставка прототипов;
- Система менеджмента качества сертифицирована по Международному стандарту ISO 9001;
- Лицензия ФСБ на осуществление работ с использованием сведений, составляющих государственную тайну;
- Поставка специализированных компонентов (Xilinx, Altera, Analog Devices, Intersil, Interpoint, Microsemi, Aeroflex, Peregrine, Syfer, Eurofarad, Texas Instrument, Miteq, Cobham, E2V, MA-COM, Hittite, Mini-Circuits, General Dynamics и др.);

Помимо этого, одним из направлений компании «ЭлектроПласт» является направление «Источники питания». Мы предлагаем Вам помощь Конструкторского отдела:

- Подбор оптимального решения, техническое обоснование при выборе компонента;
- Подбор аналогов;
- Консультации по применению компонента;
- Поставка образцов и прототипов;
- Техническая поддержка проекта;
- Защита от снятия компонента с производства.



#### Как с нами связаться

**Телефон:** 8 (812) 309 58 32 (многоканальный)

**Факс:** 8 (812) 320-02-42

**Электронная почта:** [org@eplast1.ru](mailto:org@eplast1.ru)

**Адрес:** 198099, г. Санкт-Петербург, ул. Калинина, дом 2, корпус 4, литера А.