

4

3

2

1

THIS DRAWING IS UNPUBLISHED.

RELEASED FOR PUBLICATION

---

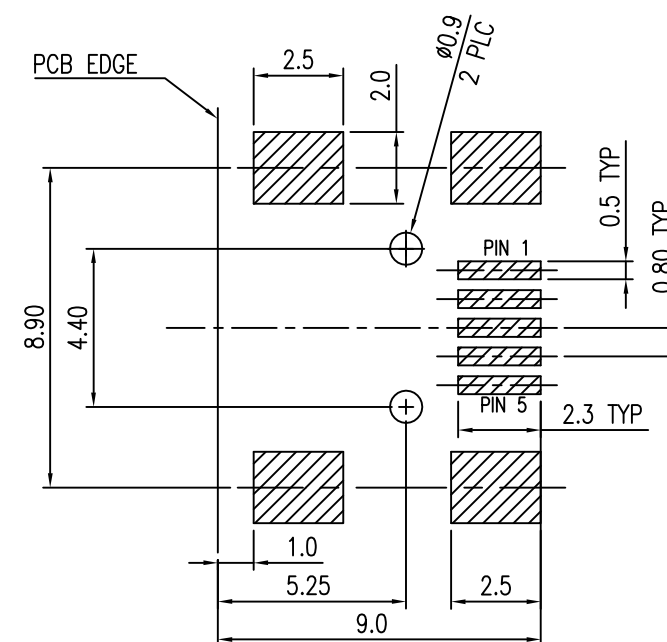
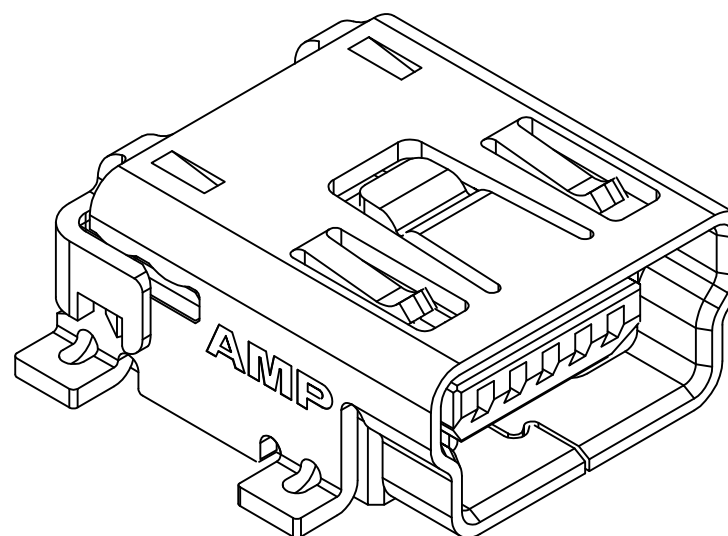
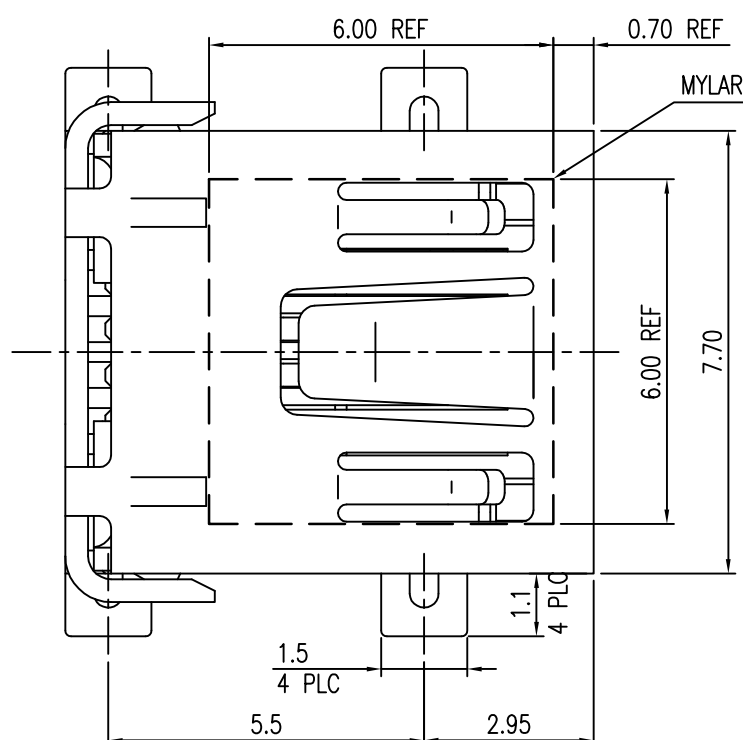
LOC

DIST

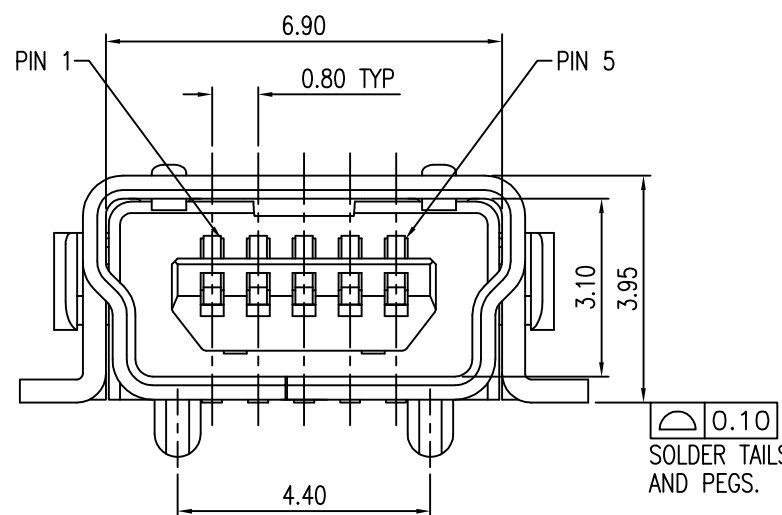
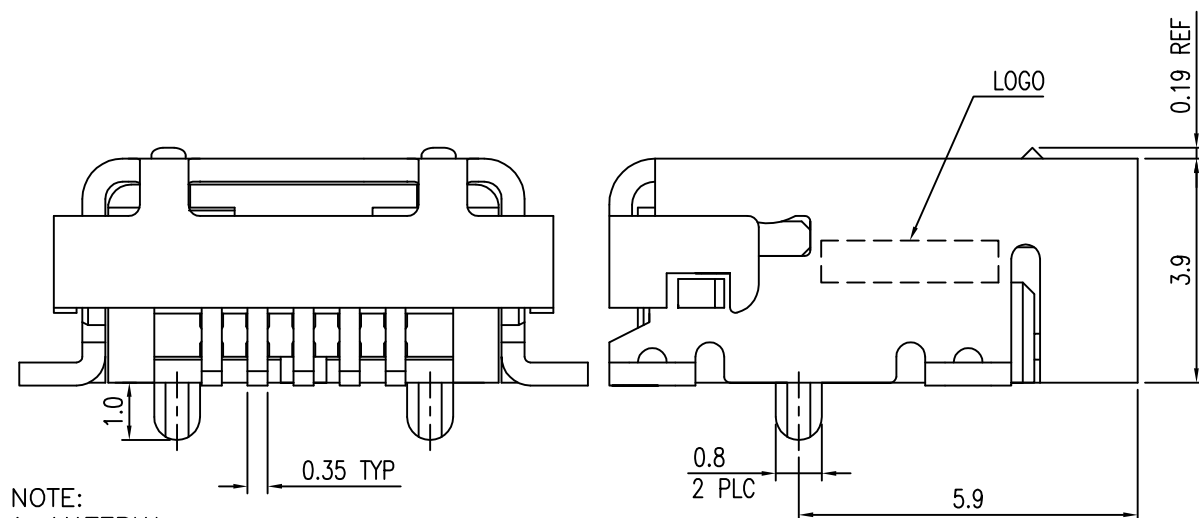
REVISIONS

© COPYRIGHT BY TYCO ELECTRONICS CORPORATION. ALL RIGHTS RESERVED.

| P | LTR | DESCRIPTION            | DATE    | DWN | APVD |
|---|-----|------------------------|---------|-----|------|
| F |     | REVISED SHELL MATERIAL | 18MAY16 | BL  | J.L  |



RECOMMENDED PCB LAYOUT (MOUNTING SIDE)  
THICKNESS 1.57mm (TOLERANCE: ±0.05)



- NOTE:
- MATERIAL:  
HOUSING: PA9T WITH 33% GF, UL 94V-0, COLOR: SEE TABLE.  
CONTACTS: PHOSPHOR BRONZE.  
SHELL: SUS304, THICKNESS=0.40MM.  
MYLAR: POLYAMIDE FILM.
  - FINISH:  
CONTACTS: GOLD FLASH OVER  
0.762µm [30µ"] MIN. PALLADIUM-NICKEL PLATED ON CONTACT AREA,  
 △ 2.54µm [100µ"] MIN. MATTE-TIN ON SOLDER TAIL,  
 △ 2.54µm [100µ"] MIN. MATTE-TIN ON SOLDER TAIL,  
 △ 3.05µm [120µ"] MIN. MATTE-TIN ON SOLDER TAIL,  
 WITH ENTIRE CONTACT UNDERPLATED 1.27µm [50µ"] MIN. NICKEL.  
 SHELL: △ & △ 1.27µm [50µ"] MIN. NICKEL PLATED OVERALL.  
 △ 0.76µm [30µ"] MIN. MATTE-TIN OVER 1.27µm [50µ"] MIN. NICKEL.
  - NO DATECODE ON PRODUCT SURFACE.
  - REFLOW SOLDER CAPABLE TO 260°C PER TE TEST SPEC.  
109-201, CONDITION B.

| PLATED | HOUSING COLOR | MYLAR | LONG CARRIER & COVER TAPE | PACKAGE   | POST | PART NUMBER |
|--------|---------------|-------|---------------------------|-----------|------|-------------|
| △      | BLACK         | W/O   | W/O                       | TAPE REEL | W/   | 3-1734035-2 |
|        | BLACK         | W/    | W/O                       | TAPE REEL | W/   | 2-1734035-4 |
| △      | BLACK         | W/O   | W/                        | TAPE REEL | W/   | 2-1734035-3 |
|        | BLACK         | W/O   | W/O                       | TAPE REEL | W/   | 2-1734035-2 |
|        | BLACK         | W/O   | N/A                       | TRAY      | W/   | 2-1734035-1 |
|        | NATURAL       | W/    | W/O                       | TAPE REEL | W/   | 1734035-5   |
|        | BLACK         | W/    | W/O                       | TAPE REEL | W/   | 1734035-4   |
| △      | BLACK         | W/O   | W/                        | TAPE REEL | W/   | 1734035-3   |
|        | BLACK         | W/O   | W/O                       | TAPE REEL | W/   | 1734035-2   |
|        | BLACK         | W/O   | N/A                       | TRAY      | W/   | 1734035-1   |

|  |  |                           |           |           |                     |
|--|--|---------------------------|-----------|-----------|---------------------|
| THIS DRAWING IS A CONTROLLED DOCUMENT. |  | DWN                       | O. HU     | 21DEC2007 | <br>TE Connectivity |
|  |  | CHK                       | S. HOU    | 21DEC2007 |                     |
|  |  | APVD                      | W. KODAMA | 21DEC2007 | NAME                |
|  |  | PRODUCT SPEC              |           |           | 108-57062           |
|  |  | QUALIFICATION TEST REPORT |           |           | 501-57070           |
|  |  | WEIGHT                    |           |           | --                  |
|  |  | CUSTOMER DRAWING          |           |           | SCALE               |
|  |  | SHEET                     |           |           | 1 of 4              |
|  |  | REV                       |           |           | F                   |

4

3

2

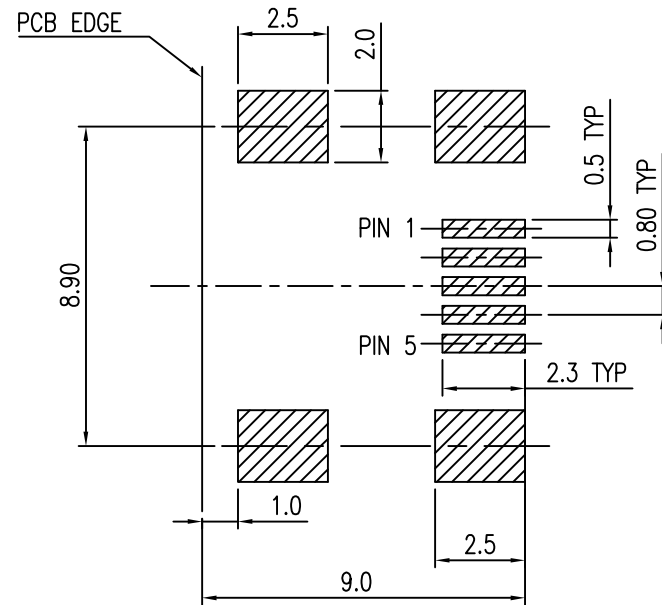
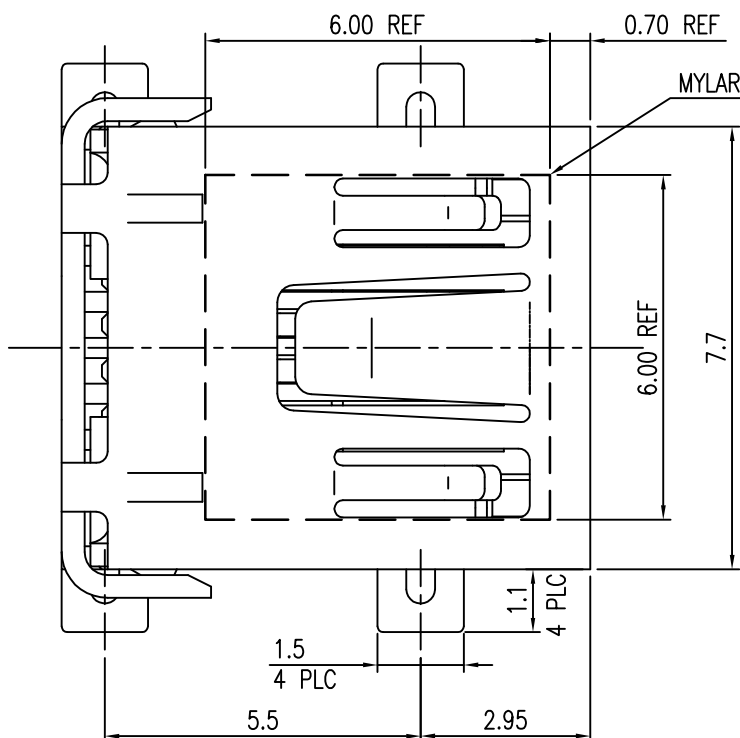
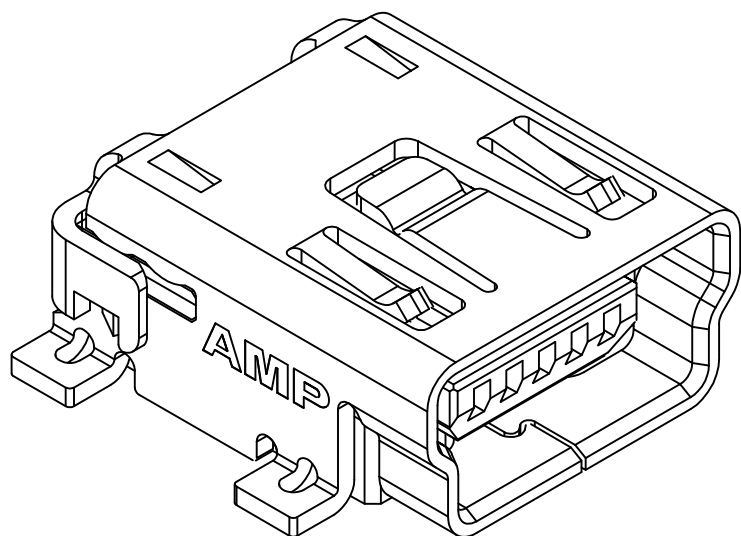
1

THIS DRAWING IS UNPUBLISHED.

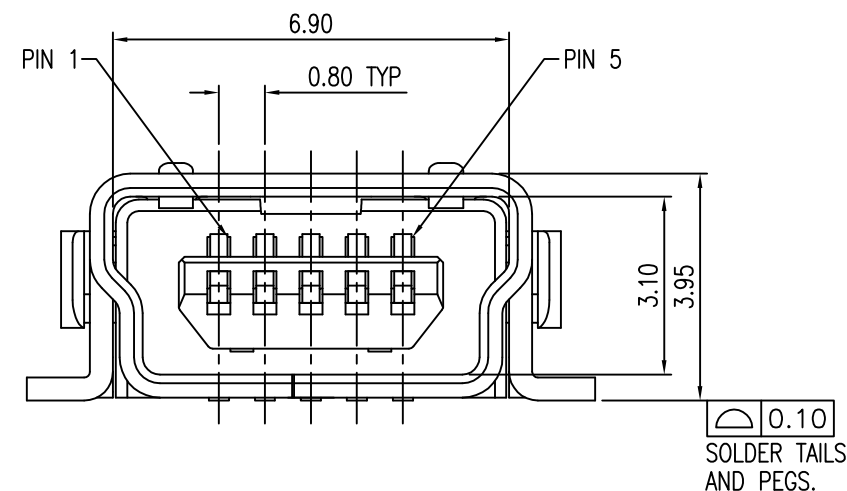
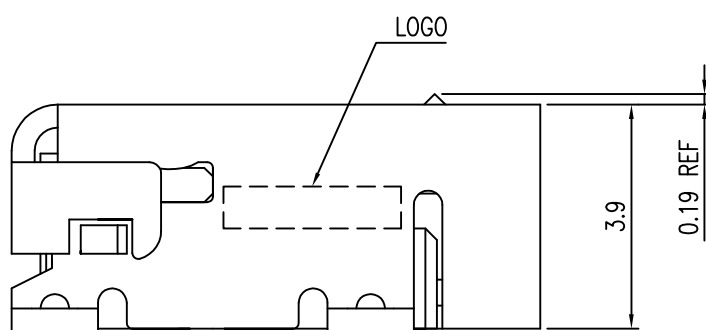
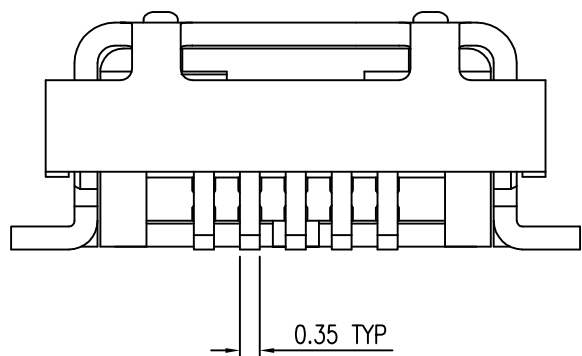
RELEASED FOR PUBLICATION

© COPYRIGHT BY TYCO ELECTRONICS CORPORATION. ALL RIGHTS RESERVED.

| LOC | DIST | REVISIONS    |      |     |      |  |
|-----|------|--------------|------|-----|------|--|
| P   | LTR  | DESCRIPTION  | DATE | DWN | APVD |  |
| DW  | -    | SEE SHEET 1. |      |     |      |  |



RECOMMENDED PCB LAYOUT (MOUNTING SIDE)  
THICKNESS 1.57mm (TOLERANCE:±0.05)



NOTE:

- MATERIAL:  
HOUSING: PA9T WITH 33% GF, UL 94V-0, BLACK COLOR.  
CONTACTS: PHOSPHOR BRONZE.  
SHELL: SUS304, THICKNESS=0.40MM.  
MYLAR: POLYAMIDE FILM.
- FINISH:  
CONTACTS: GOLD FLASH OVER  
0.762µm [30µ"] MIN. PALLADIUM-NICKEL PLATED ON CONTACT AREA,  
2.54µm [100µ"] MIN. MATTE-TIN ON SOLDER TAIL, WITH  
ENTIRE CONTACT UNDERPLATED 1.27µm [50µ"] MIN. NICKEL.  
SHELL: 1.27µm [50µ"] MIN. NICKEL PLATED OVERALL.
- NO DATECODE ON PRODUCT SURFACE.
- REFLOW SOLDER CAPABLE TO 260°C PER TE TEST SPEC. 109-201, CONDITION B.

|       |                           |           |      |             |
|-------|---------------------------|-----------|------|-------------|
| W/    | W/O                       | TAPE REEL | W/O  | 4-1734035-2 |
|       | W/                        | TAPE REEL | W/O  | 1-1734035-3 |
| W/O   | W/O                       | TAPE REEL | W/O  | 1-1734035-2 |
|       | N/A                       | TRAY      | W/O  | 1-1734035-1 |
| MYLAR | LONG CARRIER & COVER TAPE | PACKAGE   | POST | PART NUMBER |

|   |        |                  |               |           |            |       |        |       |        |       |     |        |      |              |                            |  |  |
|---|--------|------------------|---------------|-----------|------------|-------|--------|-------|--------|-------|-----|--------|------|--------------|----------------------------|--|--|
| THIS DRAWING IS A CONTROLLED DOCUMENT.  |        | DWN              |               |           |            |       |        |       |        |       |     |        |      |              |                            |  |  |
| DIMENSIONS: MM  |        | CHK              |               |           |            |       |        |       |        |       |     |        |      |              |                            |  |  |
| TOLERANCES UNLESS OTHERWISE SPECIFIED:  |        | APVD             | NAME          |           |            |       |        |       |        |       |     |        |      |              |                            |  |  |
| <table border="1"> <tr><td>0 PLC</td><td>± 0.38</td></tr> <tr><td>1 PLC</td><td>± 0.25</td></tr> <tr><td>2 PLC</td><td>± 0.13</td></tr> <tr><td>3 PLC</td><td>± 0.05</td></tr> <tr><td>4 PLC</td><td>± -</td></tr> <tr><td>ANGLES</td><td>± 3'</td></tr> </table> |        | 0 PLC            | ± 0.38        | 1 PLC     | ± 0.25     | 2 PLC | ± 0.13 | 3 PLC | ± 0.05 | 4 PLC | ± - | ANGLES | ± 3' | PRODUCT SPEC | MINI USB, R/A, SMT, B TYPE |  |  |
| 0 PLC   | ± 0.38 |                  |               |           |            |       |        |       |        |       |     |        |      |              |                            |  |  |
| 1 PLC   | ± 0.25 |                  |               |           |            |       |        |       |        |       |     |        |      |              |                            |  |  |
| 2 PLC   | ± 0.13 |                  |               |           |            |       |        |       |        |       |     |        |      |              |                            |  |  |
| 3 PLC   | ± 0.05 |                  |               |           |            |       |        |       |        |       |     |        |      |              |                            |  |  |
| 4 PLC   | ± -    |                  |               |           |            |       |        |       |        |       |     |        |      |              |                            |  |  |
| ANGLES  | ± 3'   |                  |               |           |            |       |        |       |        |       |     |        |      |              |                            |  |  |
| MATERIAL  |        | APPLICATION SPEC | SIZE          | CAGE CODE | DRAWING NO |       |        |       |        |       |     |        |      |              |                            |  |  |
| SEE NOTE  |        | WEIGHT           | A3            | 00779     | C=1734035  |       |        |       |        |       |     |        |      |              |                            |  |  |
|   |        | CUSTOMER DRAWING | RESTRICTED TO |           |            |       |        |       |        |       |     |        |      |              |                            |  |  |
|   |        | SCALE            | SHEET         | REV       |            |       |        |       |        |       |     |        |      |              |                            |  |  |
|   |        |                  | 2 of 4        | F         |            |       |        |       |        |       |     |        |      |              |                            |  |  |

4

3

2

1

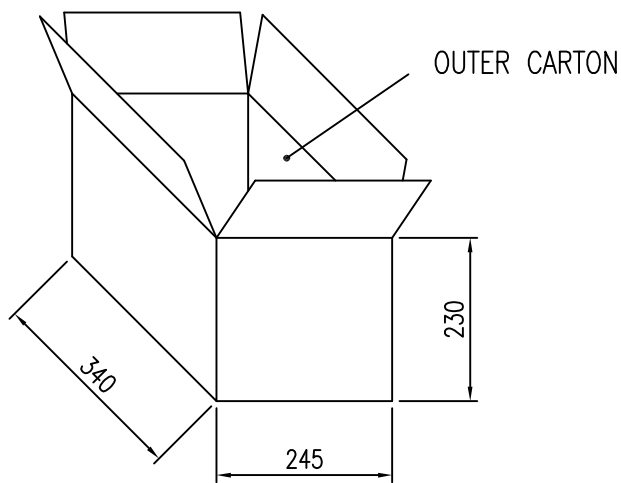
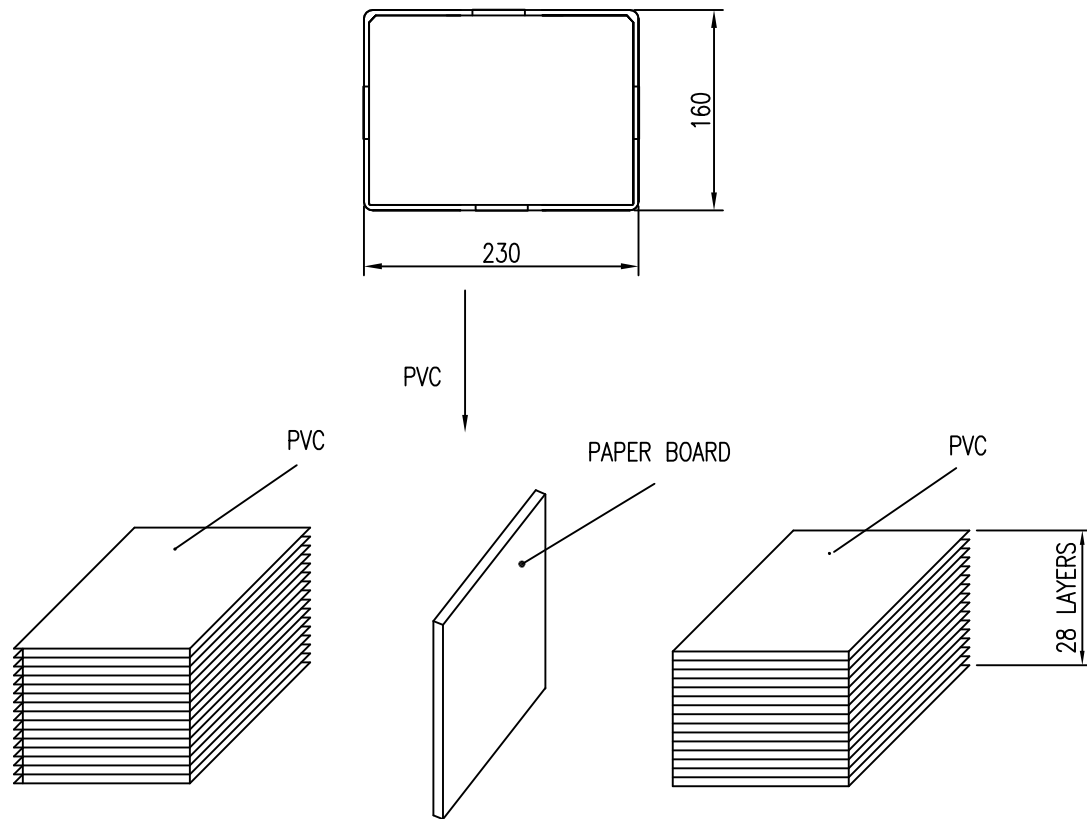
THIS DRAWING IS UNPUBLISHED.

RELEASED FOR PUBLICATION

---

© COPYRIGHT - BY TYCO ELECTRONICS CORPORATION. ALL RIGHTS RESERVED.

| LOC | DIST | REVISIONS |     |              |      |     |      |
|-----|------|-----------|-----|--------------|------|-----|------|
| DW  | -    | P         | LTR | DESCRIPTION  | DATE | DWN | APVD |
|     |      |           |     | SEE SHEET 1. |      |     |      |

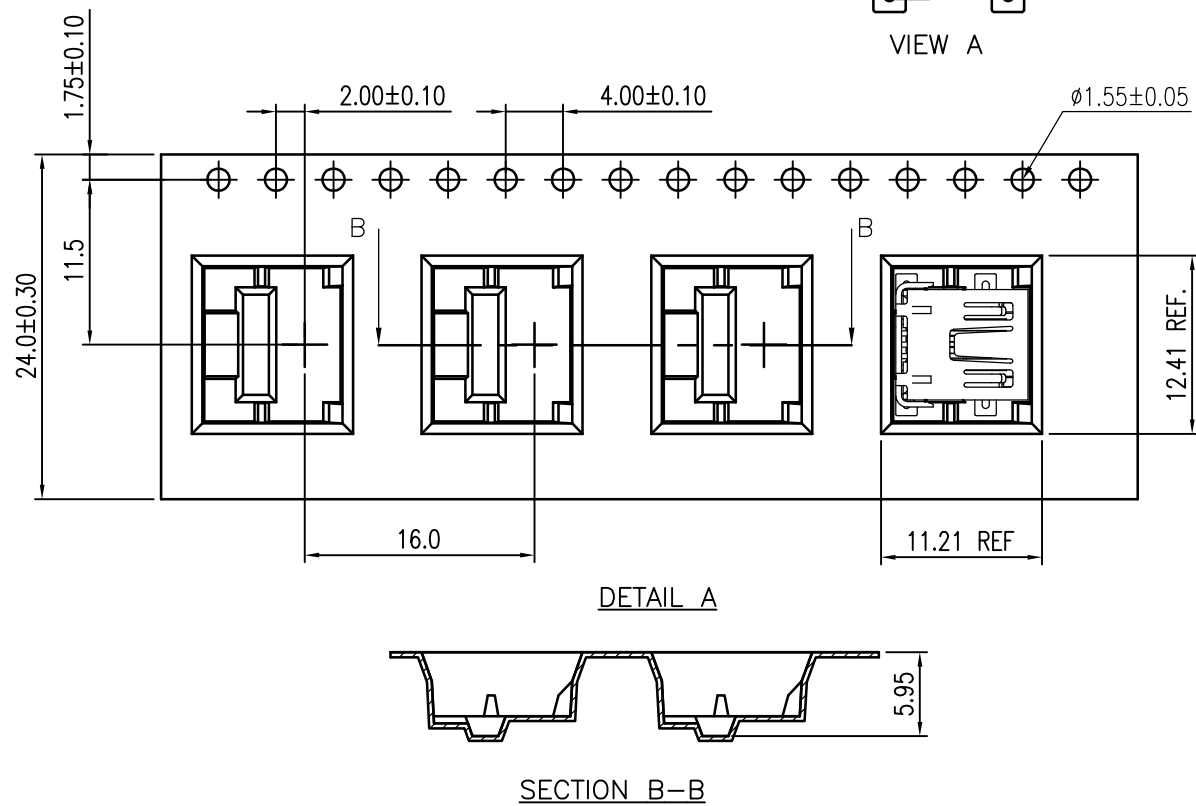
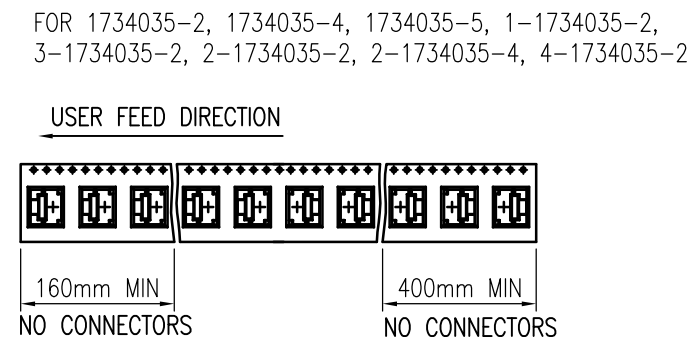
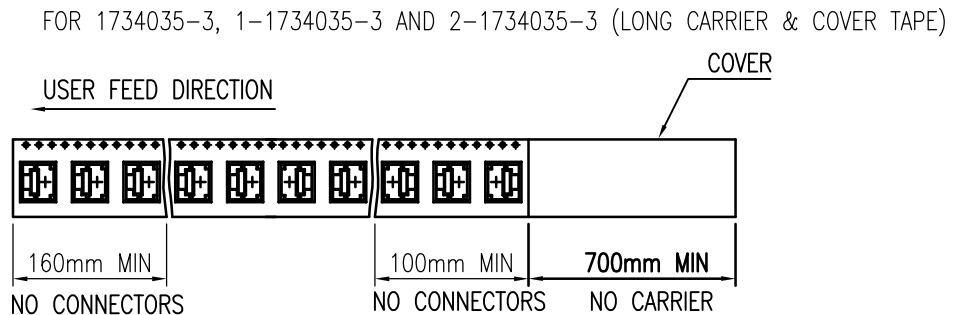
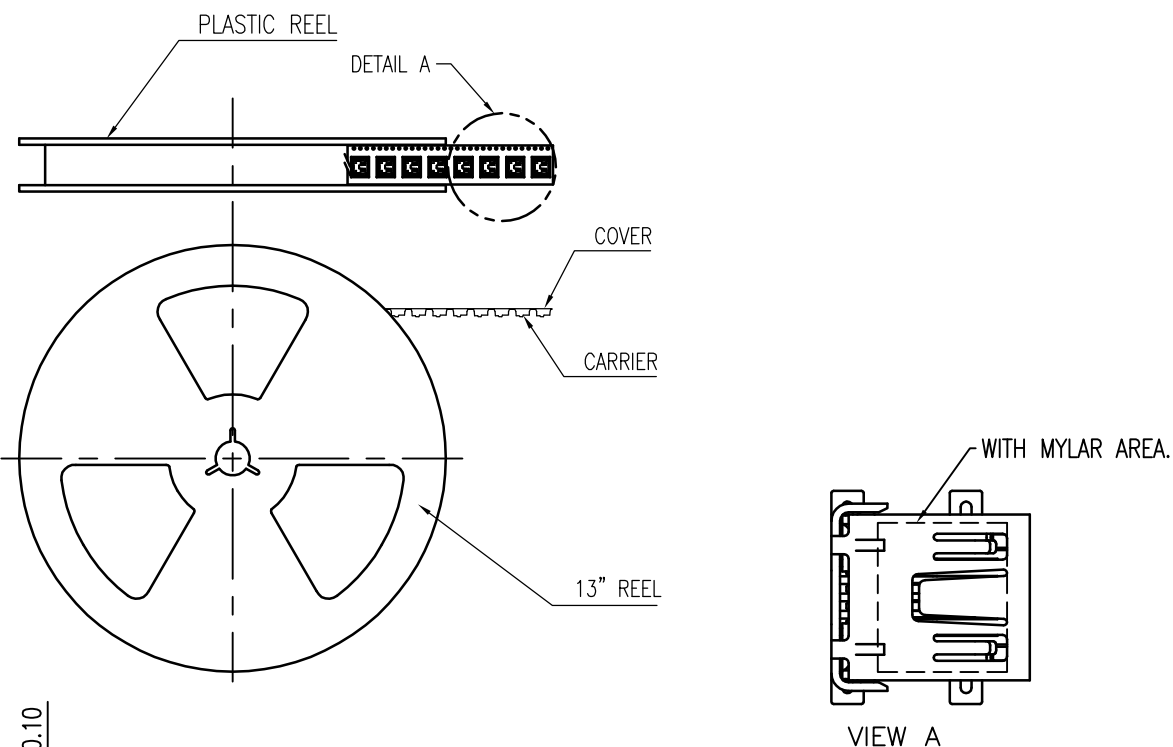


| 8.25 Kg      | 5.55 Kg    | 150      | 56            | 8400 PCS | 2-1734035-1 |
|--------------|------------|----------|---------------|----------|-------------|
|              |            |          |               |          | 1-1734035-1 |
|              |            |          |               |          | 1734035-1   |
| GROSS WEIGHT | NET WEIGHT | PCS/TRAY | TRAYS /CARTON | QUANTITY | PART NUMBER |

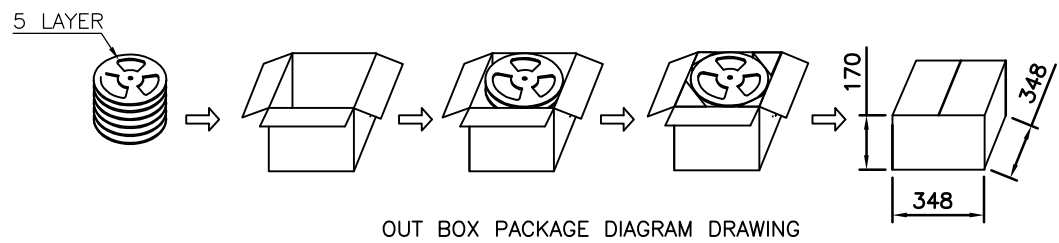
|  |  |                  |                            |           |            |
|--|--|------------------|----------------------------|-----------|------------|
| THIS DRAWING IS A CONTROLLED DOCUMENT. |  | DWN              | <b>STE</b> TE Connectivity |           |            |
| DIMENSIONS: MM                         |  | CHK              |                            |           |            |
| TOLERANCES UNLESS OTHERWISE SPECIFIED: |  | APVD             | NAME                       |           |            |
| 0 PLC ± -                              |  | PRODUCT SPEC     | MINI USB, R/A, SMT, B TYPE |           |            |
| 1 PLC ± -                              |  | APPLICATION SPEC | SIZE                       | CAGE CODE | DRAWING NO |
| 2 PLC ± -                              |  | WEIGHT           | A3                         | 00779     | 1734035    |
| 3 PLC ± -                              |  |                  | RESTRICTED TO              |           |            |
| 4 PLC ± -                              |  |                  | -                          |           |            |
| ANGLES ± -                             |  |                  | SCALE                      | SHEET     | REV        |
| MATERIAL                               |  |                  | -                          | 3 of 4    | F          |
| FINISH                                 |  |                  |                            |           |            |

THIS DRAWING IS UNPUBLISHED. RELEASED FOR PUBLICATION  
 © COPYRIGHT BY TYCO ELECTRONICS CORPORATION. ALL RIGHTS RESERVED.

| LOC | DIST | REVISIONS |     |              |      |     |      |
|-----|------|-----------|-----|--------------|------|-----|------|
| DW  | -    | P         | LTR | DESCRIPTION  | DATE | DWN | APVD |
|     |      |           |     | SEE SHEET 1. |      |     |      |



| GROSS WEIGHT | NET WEIGHT | PCS/REER | REERS / CARTON | QUANTITY | MYLAR | LONG CARRIER & COVER TAPE | PART NUMBER |
|--------------|------------|----------|----------------|----------|-------|---------------------------|-------------|
| 4.95 Kg      | 2.31 Kg    | 700      | 5              | 3500     | W/    | W/O                       | 4-1734035-2 |
|              |            |          |                |          | W/O   | W/O                       | 3-1734035-2 |
|              |            |          |                |          | W/    | W/O                       | 2-1734035-4 |
|              |            |          |                |          | W/O   | W/                        | 2-1734035-3 |
|              |            |          |                |          | W/O   | W/O                       | 2-1734035-2 |
|              |            |          |                |          | W/O   | W/                        | 1-1734035-3 |
|              |            |          |                |          | W/O   | W/O                       | 1-1734035-2 |
|              |            |          |                |          | W/    | W/O                       | 1734035-5   |
|              |            |          |                |          | W/    | W/O                       | 1734035-4   |
|              |            |          |                |          | W/O   | W/                        | 1734035-3   |
|              |            |          |                |          | W/O   | W/O                       | 1734035-2   |



THIS DRAWING IS A CONTROLLED DOCUMENT.

|                |  |                  |                            |
|----------------|--|------------------|----------------------------|
| DIMENSIONS: MM | TOLERANCES UNLESS OTHERWISE SPECIFIED: | DWN              |                            |
|                | 0 PLC ± -                              | CHK              |                            |
|                | 1 PLC ± -                              | APVD             |                            |
|                | 2 PLC ± -                              | PRODUCT SPEC     |                            |
| MATERIAL       | FINISH                                 | APVD             | NAME                       |
|                |  | PRODUCT SPEC     | MINI USB, R/A, SMT, B TYPE |
|                |  | APPLICATION SPEC | SIZE                       |
|                |  | WEIGHT           | CAGE CODE                  |
|                |  | CUSTOMER DRAWING | DRAWING NO                 |
|                |  |                  | RESTRICTED TO              |
|                |  |                  | A3 00779 ©=1734035         |
|                |  |                  | SCALE                      |
|                |  |                  | SHEET 4 of 4               |
|                |  |                  | REV F                      |



Компания «ЭлектроПласт» предлагает заключение долгосрочных отношений при поставках импортных электронных компонентов на взаимовыгодных условиях!

Наши преимущества:

- Оперативные поставки широкого спектра электронных компонентов отечественного и импортного производства напрямую от производителей и с крупнейших мировых складов;
- Поставка более 17-ти миллионов наименований электронных компонентов;
- Поставка сложных, дефицитных, либо снятых с производства позиций;
- Оперативные сроки поставки под заказ (от 5 рабочих дней);
- Экспресс доставка в любую точку России;
- Техническая поддержка проекта, помощь в подборе аналогов, поставка прототипов;
- Система менеджмента качества сертифицирована по Международному стандарту ISO 9001;
- Лицензия ФСБ на осуществление работ с использованием сведений, составляющих государственную тайну;
- Поставка специализированных компонентов (Xilinx, Altera, Analog Devices, Intersil, Interpoint, Microsemi, Aeroflex, Peregrine, Syfer, Eurofarad, Texas Instrument, Miteq, Cobham, E2V, MA-COM, Hittite, Mini-Circuits, General Dynamics и др.);

Помимо этого, одним из направлений компании «ЭлектроПласт» является направление «Источники питания». Мы предлагаем Вам помощь Конструкторского отдела:

- Подбор оптимального решения, техническое обоснование при выборе компонента;
- Подбор аналогов;
- Консультации по применению компонента;
- Поставка образцов и прототипов;
- Техническая поддержка проекта;
- Защита от снятия компонента с производства.



#### Как с нами связаться

**Телефон:** 8 (812) 309 58 32 (многоканальный)

**Факс:** 8 (812) 320-02-42

**Электронная почта:** [org@eplast1.ru](mailto:org@eplast1.ru)

**Адрес:** 198099, г. Санкт-Петербург, ул. Калинина, дом 2, корпус 4, литера А.